



OFFICE OF CHEMICAL SAFETY AND POLLUTION PREVENTION

WASHINGTON, D.C. 20460

September 15, 2025

Eric Smith
Vice President of Regulatory, Formulation, & GLP
PBI/Gordon Corporation
22701 W. 68th Terrace
Shawnee, KS 66226-3567

Subject: Notification per PRN 98-10 – Addition of Optional Symbols and Graphics Used in Conjunction with Previously Approved Explanatory Label Text, Addition of Added Optional Marketing Claims, Addition of Weeds, Updated Company Address, Correction of Minor Typographical Errors on Label and Relocation of Net Contents, EPA Est. No. and Referral Statement
Product Name: LV 400 2,4-D WEED KILLER
EPA Registration Number: 2217-77
Application Date: August 15, 2025
Case Number: 666916

Dear Eric Smith:

The Agency is in receipt of your Application for Pesticide Notification under Pesticide Registration Notice (PRN) 98-10 for the above referenced product. The Registration Division (RD) has conducted a review of this request for its applicability under PRN 98-10 and finds that the action requested falls within the scope of PRN 98-10.

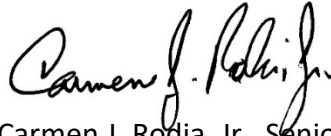
The label submitted with the application has been stamped “NOTIFICATION” and placed in our records.

Should you wish to add/retain a reference to the company’s website on your label, then please be aware that the website becomes labeling under the Federal Insecticide, Fungicide, and Rodenticide Act (FIFRA) and is subject to review by the Agency. If the website is false or misleading, the product would be misbranded and unlawful to sell or distribute under FIFRA section 12(a)(1)(E). 40 CFR § 156.10(a)(5) lists examples of statements EPA may consider false or misleading. In addition, regardless of whether a website is referenced on your product’s label, claims made on the website may not substantially differ from those claims approved through the registration process. Therefore, should the Agency find or if it is brought to our attention that a website contains false or misleading statements or claims substantially

differing from the EPA approved registration, the website will be referred to the EPA's Office of Enforcement and Compliance.

If you have any questions, please contact Carmen Rodia via e-mail at Rodia.Carmen@epa.gov.

Sincerely,

A handwritten signature in black ink, appearing to read "Carmen J. Rodia, Jr.", written in a cursive style.

Carmen J. Rodia, Jr., Senior Risk Manager
Invertebrate & Vertebrate Branch 2
Registration Division (7505T)

Enclosure: Stamped "NOTIFICATION" Label, September 15, 2025

LV 400 2,4-D WEED KILLER

EPA Reg. No. 2217-77

NOTIFICATION

2217-77

The applicant has certified that no changes, other than those reported to the Agency have been made to the labeling. The Agency acknowledges this notification by letter dated:

09/15/2025

ACTIVE INGREDIENT:

2,4-D, 2-ethylhexyl ester (CAS 1928-43-4) 65.5%

INERT INGREDIENTS: 34.5%

TOTAL 100.0%

Contains petroleum distillates, xylene or xylene range aromatic solvent.

THIS PRODUCT CONTAINS:

3.8 lb. 2,4-dichlorophenoxyacetic acid equivalent per gallon or 43.5%

Isomer Specific By AOAC Methods.

KEEP OUT OF REACH OF CHILDREN

CAUTION

STOP! READ THE ENTIRE LABEL FIRST. OBSERVE ALL PRECAUTIONS AND FOLLOW DIRECTIONS CAREFULLY.

See [attached booklet] [inside pages][next panel][back panel] for additional Precautionary Statements and First Aid. [OR] See [attached booklet] [inside pages][next panel][back panel] for complete Precautionary Statements and Directions for Use (including First Aid, Agricultural Use Requirements, and Storage and Disposal).

Net Contents: _____

EPA Est. No. _____

Company Name and Address:

PBI/Gordon Corporation
P.O. Box 860350
Shawnee, KS 66286



PRECAUTIONARY STATEMENTS

Hazards to Humans and Domestic Animals

CAUTION: Causes moderate eye irritation. Harmful if absorbed through skin. Avoid contact with skin, eyes, or clothing. Harmful if swallowed. Harmful if inhaled. Avoid breathing spray mist. Prolonged or frequently repeated skin contact may cause allergic reactions in some individuals.

Personal Protective Equipment (PPE)

Some materials that are chemical-resistant to this product are barrier laminate, nitrile rubber, neoprene rubber, or Viton. If you want more options, follow the instructions for category E on an EPA chemical resistance category selection chart.

Pilots must wear:

- Long-sleeved shirt and long pants, and
- Shoes plus socks

All mixers, loaders, applicators, flaggers, and other handlers must wear:

- long-sleeved shirt and long pants,
- shoes and socks,
- chemical resistant gloves, and
- chemical resistant apron when mixing or loading, cleaning up spills or equipment, or otherwise exposed to the concentrate.

See engineering controls for additional requirements.

User Safety Requirements

Follow manufacturer's instructions for cleaning/maintaining PPE. If no such instructions for washables exist, use detergent and hot water. Keep and wash PPE separately from other laundry.

Engineering Control Statements

Engineering controls for aerial application: When handlers use enclosed cabs or aircraft in a manner that meets the requirements listed in the Worker Protection Standard (WPS) for agricultural pesticides [40 CFR 170.240(d)(4-6)], the handler PPE requirements may be reduced or modified as specified in the WPS. Pilots must use an enclosed cockpit that meets the requirements listed in the WPS for agricultural pesticides [40 CFR 170.240(d)(6)].

User Safety Recommendations

- Users should wash hands before eating, drinking, chewing gum, using tobacco, or using the toilet.
- Users should remove clothing/PPE immediately if pesticide gets inside. Then wash thoroughly and put on clean clothing. If pesticide gets on skin, wash immediately with soap and water.
- Users should remove PPE immediately after handling this product. Wash the outside of gloves before removing. As soon as possible, wash thoroughly and change into clean clothing.

First Aid

If in eyes:	<ul style="list-style-type: none">• Hold eye open and rinse slowly and gently with water for 15-20 minutes.• Remove contact lenses if present, after the first 5 minutes, then continue rinsing eye.• Call a poison control center or doctor for treatment advice.
If on skin or clothing:	<ul style="list-style-type: none">• Take off contaminated clothing.• Rinse skin immediately with plenty of water for 15 - 20 minutes.• Call a poison control center or doctor for treatment advice.

If swallowed:	<ul style="list-style-type: none"> • Immediately call a poison control center or doctor. • Do not induce vomiting unless told to do so by the poison control center or doctor. • Do not give any liquid to the person. Do not give anything by mouth to an unconscious person.
If inhaled:	<ul style="list-style-type: none"> • Move person to fresh air. • If person is not breathing, call 911 or an ambulance, then give artificial respiration, preferably mouth-to-mouth if possible. • Call a poison control center or doctor for treatment advice.
<p>Have the product container or label with you when calling a poison control center or doctor or going for treatment. You may also contact 1-877-800-5556 for emergency medical treatment advice.</p> <p>Note to Physician: Contains petroleum distillates - vomiting may cause aspiration pneumonia.</p>	

Environmental Hazards

This pesticide may be toxic to fish and aquatic invertebrates. Do not apply directly to water, to areas where surface water is present, or to intertidal areas below the mean high water mark. Drift and runoff may be hazardous to aquatic organisms in water adjacent to treated areas. Do not contaminate water when disposing of equipment wash waters or rinsate.

This chemical has properties and characteristics associated with chemicals detected in groundwater. The use of this chemical in areas where soils are permeable, particularly where the water table is shallow, may result in groundwater contamination. Application around a cistern or well may result in contamination of drinking water or groundwater.

Physical or Chemical Hazards

Do not use or store near heat or open flame.

DIRECTIONS FOR USE

It is a violation of Federal law to use this product in a manner inconsistent with its labeling.

Do not apply this product in a way that will contact workers or other persons, either directly or through drift. Only protected handlers may be in the area during application. For any requirements specific to your State or Tribe, consult the agency responsible for pesticide regulation.

Agricultural Use Requirements

Use this product only in accordance with its labeling and with the Worker Protection Standard, 40 CFR part 170.

This standard contains requirements for the protection of agricultural workers on farms, forests, nurseries, and greenhouses, and handlers of agricultural pesticides. It contains requirements for training, decontamination, notification, and emergency assistance. It also contains specific instructions and exceptions pertaining to the statements on this label about personal protective equipment and restricted-entry interval. The requirements in this box only apply to uses of this product that are covered by the Worker Protection Standard.

Do not enter or allow worker entry into treated areas during the restricted-entry interval (REI) of 12 hours.

PPE required for early entry to treated areas that is permitted under the Worker Protection Standard and that involves contact with anything that has been treated, such as plants, soil, or water is:

- coveralls,
- chemical-resistant gloves made of any water-proof material,
- shoes plus socks.

Non-Agricultural Use Requirements

The requirements in this box apply to uses of this product that are NOT within the scope of the Worker Protection Standard for agricultural pesticides (40 CFR Part 170). The WPS applies when this product is used to produce agricultural plants on farms, forests, nurseries, or greenhouses.

Re-entry Statement: Do not enter or allow people (or pets) to enter the treated area until sprays have dried.

1. General Information

Apply LV 400 2,4-D Weed Killer as a water or oil spray during warm weather when weeds or brush are actively growing. Application under drought conditions often will give poor results. Use low spray pressure to minimize drift. On cropland and along roadsides, do not exceed 20 psi pressure.

Use Precautions: Do not apply this product through any type of irrigation system. Do not apply when temperatures exceed 90°F. Do not apply if rain is expected within the hour.

Use adequate spray volume to provide uniform coverage of weeds and brush, usually 2 to 20 gallons per acre by ground equipment and 2 to 5 gallons by aircraft. Higher gallonage may be used if desired to improve spray coverage.

Generally, the lower dosages recommended on this label will be satisfactory for young, succulent growth of sensitive weed species. For less sensitive species and under conditions where control is more difficult, the higher dosages will be needed.

For crop uses, do not mix with oil or other adjuvants unless specifically recommended on this label. Deep rooted perennial weeds such as Canada thistle, field bindweed, and many woody plants usually require repeated applications for maximum control.

Read and follow all precautions on this label. Local conditions may affect the use of herbicides. Consult your State Agricultural Experiment Station or Extension Service weed specialists for advice in selecting treatments from this label to best fit local conditions. Be sure that use of this product conforms to all applicable regulations. Apply this product only as specified on this label.

BROADLEAF WEEDS			
Alfalfa ^{[1], [2]}	Dogbane ^[1]	Milkweed	Sowthistle, spiny
Artichoke, Jerusalem ^[1]	Dogfennel	Morningglory, annual	Spanish needles
Aster, many-flower ^[1]	Elderberry	Morningglory, ivy	Sumac
Austrian fieldcress ^[1]	Evening primrose, cutleaf ^[2]	Morningglory, woolly	Sunflower
Beggarticks ^[1]	Fanweed	Mousetail ^[2]	Sweetclover
Bindweed ^{[1], [2]}	Flixweed	Multiflora rose	Tansy mustard
Bittercress, smallflowered ^[2]	Galinsoga	Mustards	Thistle, bull
Bitterweed	Geranium, Carolina ^[2]	Nettles ^[1]	Thistle, Canada ^{[1], [2]}
Blue lettuce	Goatsbeard	Oak, shinnery	Thistle, musk ^[1]
Blueweed, Texas	Goldenrod	Pennycress	Thistle, Russian
Broomweed, common ^[1]	Halogeton	Pennywort	(tumbleweed) ^[1]
Buckbrush	Hawkweed, orange ^[1]	Pepperweed, field ^{[1], [2]}	Velvetleaf
Buckhorn	Healall	Pigweed ^[1]	Vervains ^[1]
Buckwheat	Hoary cress ^[1]	Plantain	Vetch ^[1]
Bullnettle ^{[1], [2]}	Horsenettle	Poison ivy	Wild carrot ^[1]
Burdock, common	Horseweed (maretail) ^[2]	Poorjoe	Wild garlic
Buttercup,	Ironweed, western ^[2]	Primrose, common	Wild hemp
smallflowered ^{[1], [2]}	Ivy, ground ^[1]	Purslane, common ^[2]	Wild lettuce
Carpetweed	Jewelweed	Pusley, Florida	Wild onion ^[1]
Catnip	Jimsonweed	Ragweed	Wild parsnip
Chicory	Knotweed ^[1]	Ragwort, tansy ^[1]	Wild radish
Cinquefoil, common ^[2]	Kochia	Sage, coastal	Wild rape
Cinquefoil, rough ^[2]	Lamb'squarters	Sagebrush, sand	Wild sweet potato
Clover, red ^{[1], [2]}	Lettuce, prickly ^{[1], [2]}	Salsify ^[1]	Willow
Cocklebur	Locoweed	Sheep sorrel	Wormwood
Coffeeweed	Lupine	Shepherd's purse	Yellow Rocket
Copperleaf, Virginia ^[2]	Mallow, little ^[1]	Sicklepod	Yellow starthistle
Cornflower	Mallow, Venice ^[1]	Smartweed ^{[1], [2]}	
Coyotebrush	Manzanita	Sneezeweed, bitter	
Croton	Marshelder	Sowthistle, annual	
Dandelion	Milkvetch	Sowthistle, perennial	
Docks ^[1]			
^[1] These species are only partially controlled.			
^[2] Not registered for use in California.			

2. Spray Drift Management

A variety of factors including weather conditions (e.g., wind direction, wind speed, temperature, relative humidity) and method of application (e.g., ground, aerial) can influence pesticide drift. The applicator must evaluate all factors and make appropriate adjustments when applying this product.

Droplet Size

When applying sprays that contain 2,4-D as the sole active ingredient, or when applying sprays that contain 2,4-D mixed with active ingredients that require a Coarse or coarser spray, apply only as a Coarse or coarser spray (ASAE standard 572) or a volume mean diameter of 385 microns or greater for spinning atomizer nozzles. When applying sprays that contain 2,4-D mixed with other active ingredients that require a Medium or more fine spray, apply only as a Medium or coarser spray (ASAE standard 572) or a volume mean diameter of 300 microns or greater for spinning atomizer nozzles.

Wind Speed

Do not apply at wind speeds greater than 15 mph. Only apply this product if the wind direction favors on-target deposition and there are not sensitive areas (including, but not limited to, residential areas, bodies of water, known habitat for nontarget species, nontarget crops) within 250 feet downwind. If applying a Medium spray, leave one swath unsprayed at the downwind edge of the treated field.

Temperature Inversions

If applying at wind speeds less than 3 mph, the applicator must determine if: a) conditions of temperature inversion exist, or b) stable atmospheric conditions exist at **5** **or** below nozzle height. Do not make applications into areas of temperature inversions or stable atmospheric conditions.

2,4-D ester may volatilize during conditions of low humidity and high temperatures. Do not apply during conditions of low humidity and high temperatures.

Susceptible Plants

Do not apply under circumstances where spray drift may occur to food, forage, or other plantings that might be damaged or crops thereof rendered unfit for sale, use or consumption. Susceptible crops include, but are not limited to **5** cotton, okra, flowers, grapes (in growing stage), fruit trees (foliage), soybeans (vegetative stage), ornamentals, sunflowers, tomatoes, beans, and other vegetables, or tobacco. Small amounts of spray drift that might not be visible may injure susceptible broadleaf plants.

Other State and Local Requirements

Applicators must follow all state and local pesticide drift requirements regarding application of 2,4-D herbicides. Where states have more stringent regulations, they must be observed.

Equipment

All aerial and ground application equipment must be properly maintained and calibrated using appropriate carriers or surrogates.

Additional requirements for ground boom application

Do not apply with a nozzle height greater than 4 feet above the crop canopy.

Additional requirements for aerial applications

The boom length must not exceed 75% of the wingspan or 90% of the rotor blade diameter. Release spray at the lowest height consistent with efficacy and flight safety. Do not release spray at a height greater than 10 feet above the crop canopy unless a greater height is required for aircraft safety. This requirement does not apply to forestry or rights-of-way applications. When applications are made with a crosswind, the swath will be displaced downwind. The applicator must compensate for this by adjusting the path of the aircraft upwind.

Spray Preparation

With Water: Fill the spray tank about one-half full with water. Add the required amount of LV 400 2,4-D Weed Killer with agitation. Then, add the rest of the water.

Note: LV 400 in water forms an emulsion which tends to separate unless the mixture is kept agitated.

With Water & Oil: Mix LV 400 2,4-D Weed Killer and the oil first. Add this mixture to the water. However, with adequate agitation, the oil can be added after the LV 400 2,4-D Weed Killer is mixed in the water.

With Oil: If straight oil is used, a solution is formed and separation does not occur. Do not allow any water to get into the herbicide-oil solution to avoid formulation of an invert emulsion.

3. SMALL GRAINS (NOT UNDERSEEDDED WITH A LEGUME)

Spring Wheat & Barley: Apply 0.5 to 1.0 pint of product per acre (A). Spray when crop is in full tiller stage (usually 4 to 8 inches tall) but before the boot stage, and when weeds are small. Do not apply before the tiller stage nor from early boot to the dough stage. Higher rates (0.75 to 1.5 pints of product per acre) may be required to control certain weeds but crop injury may occur.

Winter Wheat & Rye: Apply 0.5 to 0.75 pint of product per acre in the spring at the full tiller stage but before the early boot stage. Do not apply before the tiller stage nor from early boot to the dough stage.

Spring Seeded Oats: Apply 0.5 pint of product per acre at the full tiller stage but before the early boot stage. Oats are less tolerant to 2,4-D than wheat or barley and more likely to suffer some injury.

Fall Seeded Oats (Southern) Grown for Grain: Apply 0.75 to 1.5 pints of product per acre after full tillering but before the early boot stage. Some difficult weeds may require the higher rate for maximum control but crop injury may result. Do not apply during or immediately following cold weather.

Preharvest Treatment: Apply 1.0 pint of product per acre when grains are in the hard dough stage to control large weeds that may interfere with harvest. Best results are obtained when soil moisture is sufficient to cause succulent weed growth.

Limitations on 2,4-D for use on cereal grains (wheat, barley, oats, and rye)				
Application Schedule	Maximum Rate per Application	Maximum Number of Applications per Year	Minimum Spray Volume	Preharvest Interval (PHI)
Post Emergent	1.5 pints/A (0.7 lb 2,4-D ae/A)	1	2 gal/A	14 Days
Preharvest	1.0 pints/A (0.5 lb 2,4-D ae/A)	1	2 gal/A	14 Days
ae = Acid Equivalent. Do not exceed the maximum seasonal rate of 2.5 pints (1.2 lb 2,4-D ae) per acre per season.				

4. CORN (This product is intended only for yellow and white corn used for grain, fodder, or silage.)

Hybrids vary in response to 2,4-D and some are easily injured. Spray only varieties known to be tolerant to 2,4-D. Contact seed company or your State Agricultural Experiment Station or Extension Service weed specialists for this information. Use one of the following programs for weed control in corn:

Pre-Plant or Preemergence: Apply 2.0 pints of product per acre to soil before corn emerges. Do not cultivate until necessary.

Emergence: Apply 1.0 pint of product per acre just as corn plants are breaking ground.

Postemergence: After emergence of corn, use 0.5 pint of product per acre. Application of 0.75 to 1.0 pint of product per acre may be needed for maximum control of some weeds but such rates are more likely to injure the corn. Do not apply from the tasseling to dough stage. Do not use with oil, atrazine, or other adjuvants. Crop injury is more likely to occur if corn is growing rapidly under high temperature and high soil moisture conditions. To reduce breakage of stalks from temporary brittleness caused by 2,4-D, delay cultivation for 8 to 10 days after treatment.

Early Post-Emergence Application: When corn is 2 to 4 inches high, apply as soon as possible after most weeds have emerged. Use 0.5 pint of product per acre. Drop nozzles are not necessary at this time.

Lay-By Application: When corn is 2 to 3 feet high, use 0.5 pint of product per acre. At this stage of corn growth, since stalks may become brittle from exposure to 2,4-D there is always a chance that high winds may damage the crop 1 to 3 days after spraying. Use drop nozzles. Cultivation should be completed before applying this spray.

High-Clearance Application: Apply 1.0 pint of product per acre. Adjust spray nozzles to hit tall weeds.

Preharvest Treatment: After the hard dough or dent stage, apply 1.0 to 2.0 pints of product per acre by air or ground equipment to suppress perennial weeds and control tall weeds such as bindweed, cocklebur, dogbane, jimsonweed, ragweed, smartweed, velvetleaf, and vines that interfere with harvesting.

Limitations on 2,4-D for use on corn					
Application Schedule	Maximum Rate per Application	Maximum Number of Applications per Year	Minimum Spray Volume	Pregrazing Interval	Preharvest Interval (PHI)
Preplant or Preemergent	2.0 pints/A (1.0 lb 2,4-D ae/A)	1	2	NA	NA
Postemergent	1.0 pint/A (0.5 lb 2,4-D ae/A)	1	2	7 Days	7 Days
Preharvest	2.0 pints/A (1.0 lb 2,4-D ae/A)	1	2	7 Days	7 Days
ae = Acid Equivalent. Do not exceed the maximum seasonal rate of 5 pints (2.5 lb 2,4-D ae) per acre per season. Do not use treated crop as fodder for 7 days following application. Do not harvest for grain for 7 days following application.					

5. GRAIN SORGHUM (MILO)

Apply 0.5 pint of product per acre when sorghum is 5 to 15 inches tall. A higher rate of 0.75 to 1.0 pint of product per acre may be needed to control some weeds but the chance for crop injury is likewise increased. Do not use with oil.

Do not treat before the sorghum is 5 inches tall nor during the boot, flowering, or early dough stages. If sorghum is taller than 8 inches, use drop nozzles to keep the spray off the crop leaves as much as possible.

Temporary crop injury may occur under conditions of high soil moisture and high air temperatures. Cultivars vary in tolerance to 2,4-D and some hybrids are quite sensitive. Spray only varieties known to be tolerant to 2,4-D. Contact seed company or your Agricultural Experiment Station or Extension Service weed specialists for information.

Limitations on 2,4-D use on grain sorghum				
Application Schedule	Maximum Rate per Application	Maximum Number of Applications per Year	Minimum Spray Volume	Preharvest Interval (PHI)
Postemergent	1.0 pint/A (0.5 lb 2,4-D ae/A)	1	2 gal/A	30 Days
ae = Acid Equivalent. Do not exceed the maximum seasonal rate of 1.0 pint (0.5 lb 2,4-D ae) per acre per season. Do not harvest grain for 30 days following application. Do not permit meat or dairy animals to consume treated crop as fodder or forage for 30 days following applications.				

6. SOYBEANS (PREPLANT ONLY)

GENERAL INFORMATION

LV 400 2,4-D Weed Killer is a phenoxy type herbicide that provides postemergence control of many susceptible annual and perennial broadleaf weeds. LV 400 2,4-D Weed Killer may be applied prior to planting soybeans to provide foliar burndown control of susceptible annual and perennial broadleaf weeds and certain broadleaf cover crops such as those listed on this label. LV 400 2,4-D Weed Killer should only be applied preplant to soybeans in situations such as reduced tillage production systems, where emerged weeds are present. Apply only according to the application instructions given below.

MIXING INSTRUCTIONS

Mix LV 400 2,4-D Weed Killer only with water, unless otherwise directed on this label. Compatible crop oil concentrates, agricultural surfactants and fluid fertilizers approved for use on growing crops may increase the herbicidal effectiveness of 2,4-D on certain weeds and may be added to the spray tank. Read and follow all directions and precautions on this label and on all labels of adjuvants or fertilizers mixed with this product.

APPLICATION PROCEDURES

Apply using air or ground equipment in sufficient gallonage to obtain adequate coverage of weeds. Use 2 or more gallons of water per acre in aerial equipment and 10 or more gallons of water per acre in ground equipment.

Limitations on 2,4-D applications (single and sequential) to soybeans				
Application Schedule - Preplant	Maximum Rate per Application	Maximum Number of Applications per Year	Minimum Spray Volume	Planting Interval before planting Soybeans
Single Application	1.0 pint/A (0.5 lb 2,4-D ae/A)	1	2 gal/A	7 Days
Single Application	2.0 pints/A (1.0 lb 2,4-D ae/A)	1	2 gal/A	15 Days
Two or Sequential Applications	1.0 pint/A (0.5 lb 2,4-D ae/A)	2	2 gal/A	15 Days
ae = Acid Equivalent. Do not exceed the maximum seasonal rate of 2.0 pints (1.0 lb 2,4-D ae) per acre per season.				

WEEDS CONTROLLED		
Alfalfa ^{1, [2]} Bindweed ^{1, [2]} Bullnettle ^{1, [2]} Bittercress, smallflowered ^[2] Buttercup, smallflowered ^{1, [2]} Carolina geranium ^[2] Cinquefoil, common and rough ^[2] Clover, red ^{1, [2]} Cocklebur, common Dandelion Dock, curly ¹ Eveningprimrose, cutleaf ^[2]	Garlic, wild ¹ Horseweed or maretail ^[2] Ironweed ^[2] Lambsquarters, common Lettuce, prickly ^{1, [2]} Morningglory, annual Mousetail ^[2] Mustard, wild Onion, wild ¹ Pennycress, field Plantain Purslane, common ^[2]	Ragweed, common Ragweed, giant Shepherdspurse Smartweed, Pennsylvania ^{1, [2]} Sowthistle, annual Speedwell Thistle, Canada ^{1, [2]} Thistle, bull Velvetleaf Vetch, hairy ¹ Virginia copperleaf ^[2]
¹ These species are only partially controlled. ^[2] Not registered for use in California.		

In general, weeds should be small, actively growing, and free of stress caused by extremes in climatic conditions, diseases, or insect damage at the time of treatment. The response of individual weed species to LV 400 2,4-D Weed Killer is variable. Consult your local county or state Agricultural Extension Service or crop consultant for advice.

APPLICATION RESTRICTIONS AND PRECAUTIONS FOR SOYBEANS (PREPLANT)

Important Notice:

Unacceptable injury to soybeans planted in fields previously treated with LV 400 2,4-D Weed Killer may occur. Whether or not soybean injury occurs and the extent of the injury will depend on weather (temperature and rainfall) from herbicide application until soybean emergence and agronomic factors such as the amount of weed vegetation and previous crop residue present. Injury is more likely under cool rainy conditions and where there is less weed vegetation and crop residue present.

Do not apply LV 400 2,4-D Weed Killer when weather conditions such as air temperature inversions or wind favor drift from treated areas to susceptible plants.

In fields previously treated with 2,4-D, plant soybean seed as deep as practical or at least 1.5 to 2.0 inches deep. Adjust the press wheel of the planter, if necessary, to ensure that planted seed is completely covered.

7. GRASS SEED CROPS

Use 1.0 to 1.5 pints of product per acre in the amount of water required for uniform application by air or ground equipment. Apply to established stands in spring from the tiller to early boot stage. Do not spray in

boot stage. New spring seedlings may be treated with the lower rate after the grasses have at least five leaves. Perennial weed regrowth may be treated in the fall.

Limitations on 2,4-D applications to grass seed crops					
Use Site	Maximum Rate per Application	Maximum Number of Applications per Year	Minimum Interval Between Applications	Minimum Spray Volume	Preharvest Interval (PHI)
Grass Seed Crops	1.5 pints/A (0.75 lb 2,4-D ae/A)	2	21 Days	2 gal/A	7 Days

ae = Acid Equivalent. Do not exceed the maximum seasonal rate of 3.0 pints (1.5 lb 2,4-D ae) per acre per season, excluding spot treatments. Do not cut forage for hay within 7 days of application.

8. PASTURE AND RANGELAND

Application rates for Pasture and Rangeland such as established grass pastures, rangeland, and perennial grasslands not in agricultural production such as Conservation Reserve program (CRP).		
Weed Types	Rate per Application	When to Apply
Susceptible annual and biennial broadleaf weeds	1.0 quarts/A (1.0 lb 2,4-D ae/A)	Spring or fall during active growth
Moderately susceptible perennial broadleaf weeds	1.0 to 2.0 quarts/A (1.0 to 2.0 lb 2,4-D ae/A)	Spring or fall during seedling to rosette stage
For difficult to control weeds and woody plants	2.0 quarts/A (2.0 lb 2,4-D ae/A)	Spring or fall during bud to bloom stage. A second application may be required
Spot treatment	2.0 quarts/A (2.0 lb 2,4-D ae/A)	

ae = Acid Equivalent. Do not use on bentgrass, alfalfa, clover, or other legumes. Do not use on newly seeded areas until grass is well established.

Bitterweed, Broomweed, Croton, Docks, Kochia, Marshelder, Musk Thistle and Other Broadleaf Weeds: Use 2.0 quarts of LV 400 2,4-D Weed Killer per acre per application in the amount of water needed for uniform application. If the weeds are young and growing actively, 1.0 quart per acre will provide control of some species. Deep rooted perennial weeds may require repeated treatments in the same year or in subsequent years.

Wild Garlic and Wild Onion: Apply 2.0 quarts of product per acre making two applications (fall-spring) or (spring-fall).

Weed Control in Newly Sprigged Coastal Bermudagrass: Apply 1.0 to 2.0 quarts of product per acre preemergence and/or postemergence.

Sand Shinnery Oak and Sand Sagebrush: On the oak, use 1.0 quart of product in 5.0 gallons of oil or in 4.0 gallons of water plus 1.0 gallon of oil per acre. Apply by aircraft between May 15 and June 15. On the Sagebrush, use 1.0 quart in 3.0 gallons of oil per acre and apply by aircraft when foliage is fully expanded and the brush is actively growing.

Chamise, Manzanita, Buckbrush, Coastal Sage, Coyotebrush and Certain Other Chaparral

Species: Use 2.0 quarts per acre per application in 5 to 10 gallons of water. One gallon of fuel oil may be included in the spray mixture for added effectiveness. Make applications by aircraft or ground equipment to obtain uniform spray coverage. For effective control, the brush must be fully leafed out and growing actively when sprayed. Retreatment may be needed.

Limitations on 2,4-D pasture and rangeland (established grass pastures, rangeland, and perennial grasslands, not in agricultural production such as Conservation Reserve program (CRP)).						
Application Schedule	Maximum Rate per Application	Maximum Number of Applications per Year	Minimum Interval Between Applications	Minimum Spray Volume	Pregrazing Interval	Preharvest Interval (PHI)

Postemergent	2.0 quarts/A (2.0 lb 2,4-D ae/A)	2	30 Days	2 gal/A	0 Days	7 Days
--------------	----------------------------------------	---	---------	---------	--------	--------

ae = Acid Equivalent. Do not exceed the maximum seasonal rate of 1 gallon (4.0 lb 2,4-D ae) per acre per season. Do not apply within 30 days of the previous application. Do not cut forage for hay within 7 days of application. If grass is to be cut for hay, the Agricultural Use Requirements for the Worker Protection Standard (WPS) are applicable. For program lands such as the Conservation Reserve Program, consult program rules to determine whether grass or hay may be used. The more restrictive requirements of the program rules or this labeling must be followed.

9. FOREST CONIFER RELEASE

After northern conifers, jack pine, red pine, black spruce, and white spruce cease growth and "harden off" in late summer, a spray of 1.5 to 3.0 quarts per acre of LV 400 2,4-D Weed Killer in 8 to 25 gallons of water per acre may be applied by air to control certain competing hardwood species such as alder, aspen, birch, hazel and willow. Since this treatment may cause occasional conifer injury, do not use if such injury cannot be tolerated. Consult your regional or extension forester or state herbicide specialist for recommendations to fit local conditions.

Limitations on 2,4-D applications to forest conifer release.

ae = Acid Equivalent. The maximum application rate to all forestry sites is 3.0 quarts per acre (3.0 lb 2,4-D ae) per broadcast application. The maximum seasonal application rate with one broadcast application to forestry sites is 3.0 quarts (3.0 lb 2,4-D ae) per acre per year.

10. UNCULTIVATED AGRICULTURAL AREAS AND UNCULTIVATED NON-AGRICULTURAL AREAS

DIRECTIONS, RESTRICTIONS AND LIMITATIONS FOR USE IN NON-CROPLAND

LV 400 2,4-D Weed Killer is recommended to control perennial broadleaf weeds and undesirable woody plants established in noncropland. It is effective for buckbrush, poison ivy, multiflora rose, and sumac established in the uncultivated areas presented below:

A. Recommended Noncropland Sites.

- Barrier strips
- Farmyards
- Fencerows or fence lines
- Firebreaks
- Highway rights-of-way (principal, interstate, county, private, and unpaved roads): Roadsides, roadside ditches, road shoulders, road embankments, dividers, and medians.
- Industrial sites: Lumberyards, tank farms, fuel, or equipment storage areas.
- Municipal, state, and federal lands: Airports and military installations
- Railroad rights-of-way
- Recreation areas: Fairgrounds, golf courses, parks, and areas adjacent to athletic fields.
- Uncultivated, non-agricultural areas.
- Utility rights-of-way: Telephone, pipeline, electrical powerlines, and communication transmission lines

B. Prohibitions for Noncropland Sites.

- Do not apply to any body of water such as lakes, streams, rivers, ponds, reservoirs, or estuaries (saltwater bays). Do not apply to any shorelines (noncropland sites adjacent to the edges of a body of water) for lakes, streams, rivers, ponds, reservoirs, or estuaries (saltwater bays).
- Do not apply to wetlands (swamps, bogs, potholes, or marshes).
- Do not apply to agricultural irrigation water or on agricultural irrigation ditchbanks and canals.
- Do not apply to agricultural drainage water or on agricultural ditchbanks.

Applications to non-cropland areas are not applicable to treatment of commercial timber or other plants being grown for sale or other commercial use, or for commercial seed production, or for research purposes.

Broadcast applications to annual and perennial weeds: Apply to emerged weeds. For best results, treat when weeds are young and actively growing. The maximum application rate to noncropland sites is 0.5 gallon (4 pints) of product per acre per application per site. When multiple applications of up to 2.0 lb acid equivalent per acre are utilized to reach the maximum seasonal use rate, do not make a repeat application within 30 days of the previous application. Minimum spray volume: Use 2 or more gallons of spray solution per acre. Number of applications: Limited to 2 applications per year.

Broadcast applications to woody plants: Apply to trees and brush when foliage is fully expanded and plants are actively growing. The maximum noncropland application rate for tree, brush and woody plant control is 1.0 gallon of product per acre per application per site. Up to 1.0 gallon of product per acre (4.0 lb acid equivalent per acre) may be applied in a single application to rights-of-way, including electrical power lines, communication lines, pipelines, highways, and railroads that intersect wooded areas or stands of trees, brush, and woody plants.

Target species	Application schedule	Maximum Rate per Application	Maximum number of applications per year	Minimum Interval Between Applications	Minimum Spray Volume
Annual and perennial weeds	Broadcast	0.5 gal/A or 4 pints/A (2.0 lb 2,4-D ae/A)	2	30 days	2 gal/A
Woody plants	Broadcast and high volume foliar	1.0 gal/A or 8 pints/A (4.0 lb 2,4-D ae/A)	1	NA	See Tables 1, 2.

High volume foliar applications (100 to 400 gallons per acre): Apply 0.25 to 1.0 gallon of product per acre with adequate water or apply a 0.25 to 1.0% vol/vol spray solution as a full cover spray with high volume equipment. Use the lower spray concentrations in the range for susceptible species and use the higher spray concentrations within the range for hard-to-control species, for mature plants during the late summer or under adverse environmental conditions (e.g. drought).

Spray broadleaf weeds, woody plants, or mixed brush uniformly and thoroughly by wetting all leaves, stems, bark, and root collars. The total volume of spray solution required for adequate coverage of solid stands of mixed brush can range from 100 to 400 gallons of spray solution per treated acre. The spray preparation chart for applications on a spray-to-wet basis is shown below in Table 1.

Table 1. Instructions for preparing 100 to 400 gallons of spray solution at 0.25 to 1.0% spray concentration with water for high volume foliar applications				
Spray solution per acre, Gallons	Amount of Product Needed for Spray Concentration of:			
	0.25%	0.33%	0.5%	1.0%
100	0.25 gal.	0.33 gal.	0.5 gal.	1.0 gal.
200	0.5 gal.	0.67 gal.	1.0 gal.	----
300	0.75 gal.	1.0 gal.	----	----
400	1.0 gal.	----	----	----
Equal measures: 1 gallon = 4 quarts = 8 pints = 128 fl.oz.				

The maximum seasonal application rate for trees, brush and woody plant control is 1.0 gallon of product per acre per application per site.

For backpack sprayers, knapsack sprayers, and hand-pressurized pump sprayers

Table 2. Instructions for preparing 1 to 3 gallons of spray solution at 0.25 to 1.0% spray concentration with water for high volume foliar applications.	
Gallons	Amount Of Product Needed for Spray Concentration of:

Of Water	0.25 %	0.33 %	0.5 %	1.0 %
1	2 teaspoons	3 teaspoons	4 teaspoons	8 teaspoons
2	4 teaspoons	2 tablespoons	3 tablespoons	6 tablespoons
3	2 tablespoons	3 tablespoons	4 tablespoons	8 tablespoons
Equal measures: 1 fl.oz. = 2 Tablespoons (Tbs.) = 6 Teaspoons (tsp.)				

Spray brush up to 5 to 8 feet tall after spring foliage is well developed. Make application in such a way as to prevent drift of the spray from the area being treated. Spraying can be effective at any time up to 3 weeks before frost as long as soil moisture is sufficient for active growth of the brush. Control will be less effective in mid summer during hot dry weather when soil moisture is deficient and plants are not actively growing. Oil or wetting agent may be added to the spray if needed for increased effectiveness.

BROADLEAF WEED CONTROL IN NONCROPLAND AREAS SUCH AS LAWNS, GOLF COURSES, CEMETERIES, PARKS, AIRFIELDS, ROADSIDES, AND VACANT LOTS:

Apply 1.0 to 1.5 quarts per acre in the amount of water needed for uniform application. Treat when weeds are young and growing well. Do not use on golf greens nor on dichondra or other broadleaf herbaceous groundcovers. Do not use on creeping grasses such as bentgrass and St. Augustinegrass except for spot treatments, nor on newly seeded turf until grass is well established.

Reseeding of treated areas should be delayed following treatment. With spring application, reseed in the fall; with fall application, reseed in the spring. Legumes are usually damaged or killed so do not treat areas where the legumes are desired. Deep rooted perennial weeds may require repeated treatment in the same season or in subsequent years.

Limitations on 2,4-D applications to ornamental turfgrass			
Use Site	Maximum Rate per Application	Maximum Number of Applications per Year	Maximum Acid Equivalent Amount Applied per Year
Ornamental turfgrass	1.5 quarts/A (1.5 lb 2,4-D ae/A)	2	3.0 lb/A
ae = Acid Equivalent. Do not exceed the maximum seasonal rate of 3.0 quarts (3.0 lb 2,4-D ae) per acre per season, excluding spot treatments.			

SPOT TREATMENT: To control broadleaf weeds in small noncropland areas with a hand sprayer, use 0.25 pint of LV 400 2,4-D Weed Killer in 3.0 gallons of water and spray to thoroughly wet all weed foliage. Keep spray mixture agitated to prevent separation.

STORAGE AND DISPOSAL

Do not contaminate water, food, or feed by storage and disposal.

PESTICIDE STORAGE: Store in original container in a locked storage area inaccessible to children or pets. This product may be stored in an unheated building.

PESTICIDE DISPOSAL: Pesticide wastes are toxic. Improper disposal of excess pesticide, spray mixture, or rinsate is a violation of Federal law. If these wastes cannot be disposed of by use according to label instructions, contact your state Pesticide or Environmental Control Agency or the Hazardous Waste Representative at the nearest EPA Regional Office for guidance.

[For Plastic Containers – Nonrefillable with capacities equal to or less than 5 gallons:]

CONTAINER HANDLING: Nonrefillable container. Do not reuse or refill this container. Offer for recycling, if available, or puncture and dispose of in a sanitary landfill, or by incineration, or, if allowed by state and local authorities, by burning. If burned, stay out of smoke.

Triple rinse [or pressure rinse] container (or equivalent) promptly after emptying.

Triple rinse as follows: Empty the remaining contents into application equipment or a mix tank and drain for 10 seconds after the flow begins to drip. Fill the container 1/4 full with water and recap. Shake for 10 seconds. Pour rinsate into application equipment or a mix tank or store rinsate for later use or disposal. Drain for 10 seconds after the flow begins to drip. Repeat this procedure two more times.

[OR

Pressure rinse as follows: Empty the remaining contents into application equipment or a mix tank and continue to drain for 10 seconds after the flow begins to drip. Hold container upside down over application equipment or mix tank or collect rinsate for later use or disposal. Insert pressure rinsing nozzle in the side of the container, and rinse at about 40 PSI for at least 30 seconds. Drain for 10 seconds after the flow begins to drip.]

[For Plastic Containers – Nonrefillable with capacities greater than 5 gallons:]

CONTAINER HANDLING: Nonrefillable container. Do not reuse or refill this container. Offer for recycling, if available, or puncture and dispose of in a sanitary landfill, or by incineration, or, if allowed by state and local authorities, by burning. If burned, stay out of smoke.

Triple rinse [or pressure rinse] container (or equivalent) promptly after emptying.

Triple rinse as follows: Empty the remaining contents into application equipment or a mix tank. Fill the container 1/4 full with water. Replace and tighten closures. Tip container on its side and roll it back and forth, ensuring at least one complete revolution, for 30 seconds. Stand the container on its end and tip it back and forth several times. Turn the container over onto its other end and tip it back and forth several times. Empty the rinsate into application equipment or a mix tank or store rinsate for later use or disposal. Repeat this procedure two more times.

[OR

Pressure rinse as follows: Empty the remaining contents into application equipment or a mix tank and continue to drain for 10 seconds after the flow begins to drip. Hold container upside down over application equipment or mix tank or collect rinsate for later use or disposal. Insert pressure rinsing nozzle in the side of the container, and rinse at about 40 PSI for at least 30 seconds. Drain for 10 seconds after the flow begins to drip.]

[For Refillable Containers:]

CONTAINER HANDLING: Refillable container. Refill this container with pesticide only. Do not reuse this container for any other purpose.

Container cleaning: Cleaning the container before final disposal is the responsibility of the person disposing of the container. Cleaning before refilling is the responsibility of the refiller.

To clean the container before final disposal, empty the remaining contents from this container into application equipment or a mix tank. Fill the container about 10 percent full with water. Agitate vigorously or recirculate water with the pump for 2 minutes. Pour or pump rinsate into application equipment or rinsate collection system. Repeat this rinsing procedure two more times.

Use of this product in certain portions of California, Oregon, and Washington is subject to the January 22, 2004 Order for injunctive relief in *Washington Toxics Coalition, et.al. v. EPA*, C01-0132C, (W.D. WA). For further information, please refer to EPA Web Site: <http://www.epa.gov/espp>.

LIMITED WARRANTY AND DISCLAIMER

IMPORTANT: Read this LIMITED WARRANTY AND DISCLAIMER before buying or using this product. By opening and using this product, buyer and all users agree to accept the terms of this LIMITED WARRANTY AND DISCLAIMER in their entirety and without exception. If the terms are not acceptable, return this product unopened immediately to the point of purchase, and the purchase price will be refunded in full.

It is impossible to eliminate all risks inherently associated with use of this product. Damage to the treated article, ineffectiveness, or other unintended consequences can result from use of the product under abnormal conditions such as weather, presence of other materials, or the manner or use of application, etc. Such factors and conditions are beyond the control of the manufacturer, and **BY PURCHASING AND USING THIS PRODUCT THE BUYER AND ALL USERS OF THIS PRODUCT AGREE TO ACCEPT ALL SUCH RISKS.** Buyer and all users further agree to assume all risks of loss or damage from the use of the product in any manner that is not explicitly set forth in or that is inconsistent with label instructions, warnings, and cautions.

The manufacturer warrants only that this product conforms to the chemical description given on the label, and that the product is reasonably suited for the labeled use when applied according to the Directions for Use, subject to the inherent risks described below. **TO THE EXTENT CONSISTENT WITH APPLICABLE LAW, THE MANUFACTURER NEITHER MAKES NOR INTENDS ANY OTHER EXPRESS OR IMPLIED WARRANTIES, INCLUDING ANY WARRANTY OF MERCHANTABILITY OR FITNESS FOR A PARTICULAR PURPOSE, WHICH ARE HEREBY EXPRESSLY DISCLAIMED.**

THE EXCLUSIVE REMEDY OF BUYER AND ALL USERS OF THIS PRODUCT, AND THE EXCLUSIVE LIABILITY OF THE MANUFACTURER, FOR ANY AND ALL LOSSES, DAMAGES, OR INJURIES RESULTING FROM THE USE OF HANDLING OF THIS PRODUCT, WHETHER OR NOT BASED IN CONTRACT, NEGLIGENCE, STRICT LIABILITY IN TORT OR OTHERWISE, SHALL BE LIMITED, AT THE MANUFACTURER'S OPTION, TO REPLACEMENT OR THE REPAYMENT OF THE PURCHASE PRICE FOR THE QUANTITY OF PRODUCT WITH RESPECT TO WHICH DAMAGES ARE CLAIMED. TO THE EXTENT CONSISTENT WITH APPLICABLE LAW, IN NO CASE SHALL THE MANUFACTURER BE LIABLE FOR INCIDENTAL, CONSEQUENTIAL, OR SPECIAL DAMAGES RESULTING FROM THE USE OR HANDLING OF THE PRODUCT. The Manufacturer must be promptly notified in writing of any claims, whether based in contract, tort, negligence, strict liability, or otherwise, to be eligible to receive either remedy stated above.






The terms of this LIMITED WARRANTY AND DISCLAIMER cannot be varied by any written or verbal statements or agreements at the point of sale or elsewhere. No employee or agent of the manufacturer or seller is authorized to vary or exceed the terms of this LIMITED WARRANTY AND DISCLAIMER in any manner.

APPENDIX

1. Advertising claims that may appear on the container labeling:

- Controls most common broadleaf weeds and woody brush species in pasture and rangeland, and in crops such as corn, sorghum, wheat, barley, and oats.
- Also, for use in lawns, golf courses, cemeteries, parks, airfields, roadsides, vacant lots.
- A Low Volatile Ester
- Controls over 100 listed broadleaf weeds including: Dandelion, Cocklebur, Thistle, Bindweed, Purslane, Lambsquarters, Ragweed & Other Nuisance Weeds* *As Listed
- Controls over 100 listed broadleaf weeds including: Dandelion, Cocklebur, Thistle, Bindweed & Other Nuisance Weeds As Listed
- Lawns, Pastures, Rangeland, Corn & Small Grains
- Getting Started
- Amount To Use:
Lawns: 1.1 fl. oz./1,000 sq. ft.

- Pasture & Rangeland: Use 1 to 2 quarts per acre.
- Where To Use: Lawns, Pastures, Rangeland, and other listed areas. Won't harm lawns when used as directed.
- Coverage: This [quart] bottle treats [covers] up to 1 acre of pastures and lawns
- Coverage: This [gallon] bottle treats [covers] up to 4 acres of pastures and lawns
- Coverage: This [2.5 gallon] bottle treats [covers] up to 10 acres of pastures and lawns
- [Telephone Icon/Computer Icon] For questions or comments call toll-free 1-800-884-3179 Mon. – Fri. 8:00 a.m. – 4:30 p.m. CST or visit [our website at]: www.GordonsUSA.com

Graphics Optionally Used on Outward Facing Label Panels		
		Optional illustration used to depict use on pasture & fencerows
		Optional illustration to depict labeled use site (pastures)
		Optional illustration to depict labeled use site (lawns)
		Optional illustration used to depict control of Broadleaf Weeds
		Optional illustration used to depict the product is concentrated

2. Front Panel Statements

- See next panel for additional Precautionary Statements and First Aid
- Net Contents: _____
- EPA Est. No. _____

DOCUMENT CONTROL INFORMATION

1. **Unique Label Identifier:** 002217-00077.20250815.notif-proposed-highlighted
2. **Reason for Issue:** Address Update, Typos, Weeds List, Ad Claims and Graphics