

**CERTIFICATION OF COMPLIANCE**

I, being an authorized representative of Farmland Industries, Inc., certify that all containers of 2,4-D Amine 4-Pound, EPA Reg. No. ~~1990-102~~ produced by October 23, 1993, will bear revised labeling in accordance with the revised labeling required for Task Force technical and manufacturing-use products. I further certify that all containers of said product sold or distributed by this company by April 15, 1994, will bear revised labeling in accordance with the revised labeling required for Task Force technical and manufacturing-use products.


Farmland Industries, Inc.  
3315 N. Oak Trafficway  
P.O. Box 7305  
Kansas City, MO 64116

John M. Wise  
Signature

2/26/93  
Date

Typed Name: John M. Wise

Title: Agent For Farmland Industries, Inc.



20710

EPA Reg. No. 1990-102  
EPA Est. No. 32761-MO-03



# 2,4-D Amine 4-Pound

A Selective Herbicide

## Caution

## Keep out of reach of children

PRECAUCION AL USUARIO: Si usted no lee ingles, no use este producto hasta que le etiqueta haya sido explicado ampliamente.


Not for sale to or use by homeowners.  
See side panels for additional  
precautionary statements and  
directions for use.

Active ingredient: Dimethylamine salt of	
2,4-Dichlorophenoxyacetic acid* . . . . .	47.5%
Inert Ingredients . . . . .	52.5%
Total . . . . .	100.0%


\*(Equivalent to 39.5% 2,4-Dichlorophenoxyacetic acid.) This product contains 3.86 pounds of 2,4-Dichlorophenoxyacetic acid per gallon.  
Isomer specific by AOAC Method No. 6.D01.5

Net Contents: \_\_\_\_\_ Gallons

Manufactured by Farmland Industries, Inc.  
General Offices Kansas City, MO 64116



3040



**Precautionary Statements**

**Statement of Practical Treatment**

**If Swallowed:** Call a Physician or Poison Control Center. Drink 1 or 2 glasses of water and induce vomiting by touching back of throat with finger, or, if available, by administering Syrup of Ipecac. Do not induce vomiting or give anything by mouth to an unconscious person.

**On Skin:** In case of contact with skin wash with soap and water. Get medical attention if irritation persists.

**In Eyes:** For eyes flush with water for 15 minutes and get medical attention.

**Hazards to Humans and Domestic Animals**

**CAUTION**

**Keep out of reach of children**

Harmful if swallowed. Avoid contact with skin, eyes or clothing. Avoid breathing spray mist. When mixing, loading, or applying this product or repairing or cleaning equipment used with this product, wear eye protection (face shield or safety glasses), chemical-resistant gloves, long-sleeved shirt, long pants, socks and shoes. For aerial applicators in enclosed cockpits and applicators applying this product from a tractor that has a completely enclosed cab, eye protection is not required.

Wash hands, face and arms with soap and water as soon as possible after mixing, loading or applying this product. Wash hands, face and arms with soap and water before eating, smoking, or drinking. Wash hands and arms before using toilet. After work, remove all clothing and shower using soap and water. Do not reuse clothing worn during the previous day's mixing and loading or application of this product without cleaning first. Clothing must be kept and washed separately from other household laundry. Remove saturated clothing as soon as possible and shower.

**NOTE:** (1) For containers over 1 gallon, but less than 5 gallons; persons engaged in pouring of this product must also wear coveralls or chemical resistant apron. (2) For containers of 5 gallons or more; a mechanical transfer system (probe and pump) must be used for transferring the contents of the container. If the contents of a non-refillable pesticide container are emptied, the probe must be rinsed before removal.

**Environmental Hazards**

This product is toxic to aquatic invertebrates. Drift or runoff may adversely affect aquatic invertebrates and nontarget plants. Do not apply when weather conditions favor drift from treated area. Do not apply directly to water except as specified on this label. Do not contaminate water when disposing of equipment wastewaters. Most cases of groundwater contamination involving phenoxy herbicides such as

2,4-D have been associated with mixing/loading and disposal sites. Caution should be exercised when handling 2,4-D pesticides at such sites to prevent contamination of groundwater supplies. Use of closed systems for mixing or transferring this pesticide will reduce the probability of spills. Placement of the mixing/loading equipment on an impervious pad to contain spills will help prevent groundwater contamination.

**Directions for Use**

It is a violation of FEDERAL LAW to use this product in a manner inconsistent with its labeling.

**Agricultural Use Requirements**

Do not apply this product in a way that will contact workers or other persons, either directly or through drift. Only protected handlers may be in the area during application. Use this product only in accordance with its labeling and with the Worker Protection Standard, 40 CFR 170. This standard contains requirements for the protection of agricultural workers on farms, forests, nurseries, and greenhouses, and handlers of agricultural pesticides. It contains requirements for training, decontamination, notification, and emergency assistance.

It also contains specific instructions and exceptions pertaining to the statements on this label about personal protective equipment, restricted-entry interval, and notification to workers. For any requirements specific to your State, consult the agency in your state responsible for pesticide regulation.

Do not enter or allow agricultural workers on farms and forests to enter into treated areas during the restricted entry interval (REI) of 48 hours. For early reentry to treated areas that is permitted under the Worker Protection Standard and that involves contact with anything that has been treated, such as plants soil, or water, wear eye protection, chemical resistant gloves, long-sleeved shirt, long pants, socks and shoes. During aerial application, human flaggers either must wear chemical resistant headgear, long-sleeved shirt, long pants, socks and shoes or are prohibited unless in enclosed vehicles.

**Storage and Disposal**

**Storage**

Do not contaminate water, food, feed, seeds, fertilizer, insecticides, or fungicides by transportation, storage, disposal or cleaning of equipment. Do not store near other pesticides, fertilizers or seeds. Store only in the original container, tightly closed and in a locked and secure place away from children and pets. This product can be stored in an unheated building. However, 2,4-D Amine 4-Pound herbicide exposed to subfreezing temperatures should be warmed to at least 40 degrees F. and mixed thoroughly before using.

**Spill or Leak Procedures**

In the event of a spill or leak, make sure all personnel involved in spill cleanup follow good industrial hygiene practices.

Small spills can be handled routinely. Cover the spill with an absorbent material such as vermiculite or sawdust to prevent dust. Sweep up the material and place in an appropriate chemical waste container. Seal container and dispose of according to "Pesticide" disposal instructions below. Wash the spill area with a saturated solution of sodium carbonate and a strong detergent. Flush the spill area with water to remove any residue.

**Disposal**

**Containers:** Triple rinse (or equivalent). Then offer for recycling or reconditioning, or puncture and dispose of in a sanitary landfill, or incineration, or, if allowed by state and local authorities, by burning. If burned, stay out of smoke.

**Do not reuse empty container.**

**Pesticide:** Pesticide wastes are toxic. Improper disposal of excess pesticide, spray mixture, or rinsate is a violation of Federal Law and may contaminate groundwater. If these wastes cannot be disposed of by use according to label instructions, contact your State Pesticide or Environmental Control Agency, or the Hazardous Waste representative at the nearest EPA Regional Office for guidance.

---

**Conditions of Sale and Warranty**

**Conditions of Sale:** This product is sold subject to buyer and users are deemed to have accepted the terms contained in the **Conditions of Sale and Warranty, Directions for Use and Precautionary Statements**, which may be varied only by agreement in writing by a duly authorized representative of **Famland Industries, Inc.**

**Inherent Risks:** The directions for use of this product reflect the opinion of experts based on field use and tests. The directions are believed to be reliable and should be followed carefully. However, it is impossible to eliminate all risks inherently associated with the use of this product. Crop injury, ineffectiveness or other unintended consequences may result because of such factors as weather conditions, presence of other materials, or use of the product in a manner inconsistent with its labeling, all of which are beyond the control of **Famland Industries, Inc.** or the seller. All such risks shall be assumed by the buyer.

**Warranty Limitations:** **Famland Industries, Inc.** warrants that this product conforms to the chemical description on the label and is reasonably fit for the purposes referred to in the **Directions for Use**, subject to the inherent risks referred to above. **Famland Industries, Inc.** makes no other expressed or implied warranty of fitness or merchantability or any other expressed or implied warranty.

**Limitation of Liability:** In no case shall **Famland Industries, Inc.** or the seller be liable for consequential, special or indirect damages resulting from the use or handling of this product. No claim of any kind shall be greater in amount than the purchase price of the product in respect of which such damages are claimed.

---

**Weed List**

Use **2,4-D Amine 4-Pound** herbicide to control many broadleaf weeds including:

**Annual Weeds**

Beggarticks	Fleabane (daisy)	Lettuce (wild)	Primrose	Tumbleweed
Bitterweed	Fixweed	Mallow	Puncturevine	Velvet leaf
Broomweed	Frenchweed	Marshelder	Radish (wild)	Vervains
Burdock	Galinsoga	Marijuana	Ragweed (common)	Vetch
Carpetweed	Goatsbeard	Morningglory (annual)	Russian thistle	Wild carrot
Cinquefoil	Goosefoot	Mustard	Shepherd's purse	Witchweed
Cockle	Jewelweed	Parsnip	Smartweed	Wormwood
Cocklebur	Jimsonweed	Pennycress	Sneezeweed	Yellow starthistle
Coffeeweed	Kochia	Peppergrass	Sowthistle	
Croton	Knotweed	Pigweed	Spanish needles	
Devil's claw	Lambsquarters	Prickly lettuce	Sunflower	

**Biennial and Perennial Weeds**

Atichoke	Chicory	Hoary cress	Ragweed	Vervains
Aster	Clover (many types)	Horsetail	Rushes	Yellow rocket
Austrian field cross	Dandelion	Ironweed	Southern wild rose	Wild garlic
Bindweed	Docks	Loco weed	Sowthistle	Wild onion
Blackeyed susan	Dogbane	Musk thistle	Stinging nettles	Wild parsnip
Blue lettuce	Goldenrod	Nettles	Strawberry (wild)	Wild sweet potato
Bull thistle	Ground ivy	Orange hawkweed	Swamp smartweed	
Canada thistle	Gumweed	Plantains	Tall buttercup	
Catnip	Healall	Poverty weed	Toad flax	

**General Use Precautions**

Do not apply 2,4-D Amine 4-Pound herbicide directly to, or in the vicinity of or otherwise permit it to come into contact with cotton, soybeans, grapes, fruit trees, vegetables, flowers or other desirable crop or ornamental plants which are sensitive to 2,4-D herbicide. Do not permit spray mist containing it to drift on them, since even very small quantities of the spray, which may not be visible, can cause severe injury during both growing and dormant periods. Use coarse sprays to minimize drift.

Applications by aircraft, ground rig or hand dispenser should be carried out only when there is no hazard from spray drift potential. A spray thickening agent may be used with this product as an aid to reduce the potential of spray drift. Do not spray when the wind is blowing toward susceptible crops or ornamental plants.

Drift from this product may injure susceptible plants growing nearby. Do not use in or near a greenhouse.

Excessive amounts of this herbicide in the soil may temporarily inhibit seed germination or plant growth.

Do not contaminate irrigation ditches or water used for irrigation or domestic purposes.

To avoid injury to desirable plants, do not handle or apply other agricultural chemicals with the same equipment used for 2,4-D Amine 4-Pound except as specified on this label.

Local conditions may affect the use of herbicides. Consult your State Agricultural Experiment Station or Extension Service Weed Specialists for advice in selecting treatments from this label to best fit local conditions. Be sure that use of this product conforms to all applicable regulations.

Do not apply this product through any type of irrigation system.

**Ground Equipment**

The potential for spray drift can be reduced by keeping the spray boom as low as possible: by applying 20 gallons or more of spray per acre; by using no more than 20 pounds spraying pressure with flat fan or flooding flat fan nozzle tips; by spraying when wind velocity is low and by stopping all spraying when wind exceeds 6 to 7 miles per hour. Do not apply with hollow cone-type insecticide or other nozzles that produce a fine droplet spray.

**Aircraft Applications**

The potential for spray drift can be reduced by applying no less than 3 gallons of spray per acre; by using no more than 20 pounds spray pressure at the nozzles; by using nozzles which produce a coarse spray pattern; and by spraying only when the wind velocity is less than 5 miles per hour. Do not apply by aircraft when an air temperature inversion exists.

**Use Directions**

Apply 2,4-D Amine 4-Pound as a water spray during warm weather when weeds are actively growing. Do not mix with liquid fertilizers such as nonpressurized nitrogen solutions, true solutions or suspensions. Application under drought conditions often will give poor results. Use low spray pressure to minimize spray drift potential. On cropland and along roadsides, do not exceed 20 psi pressure. Apply enough spray volume to provide uniform coverage of weeds, usually 5 to 20 gallons per acre by ground equipment and 3 to 5 gallons per acre by aircraft. Higher gallonage may be used if desired to improve spray coverage and reduce the potential of spray drift. Generally, the lower dosages recommended on this label will be satisfactory for young, succulent growth of sensitive weed species. For less sensitive

species and under conditions where control is more difficult the higher dosages will be needed. Do not apply 2,4-D Amine 4-Pound where spray drift may contact nearby susceptible crops or other desirable plants or may contaminate water for irrigation or domestic use. Do not apply in the vicinity of 2,4-D sensitive crops or ornamental plants since drift from this product may cause injury to such crops or plants. Read and follow all Use Precautions given on this label.

Notes: If there are uncertainties concerning special local use situations, specific crop variety tolerances to 2,4-D, or the use of raindrop nozzles or controlled droplet applicators, consult your Agricultural Experiment Station or Extension Weed Specialist for advice.

Adding oil, wetting agent, or other surfactant to the spray may increase effectiveness on weeds, but may result in crop damage and should only be used as directed on this label or where crop damage can be tolerated.

To Prepare the Spray: (1) Fill the Spray Tank about half full with water; (2) then add the required amount of 2,4-D Amine 4-Pound and (3) finally the rest of the water with continuing agitation.

### Recommendations for Use in Crops by Air or Ground Application

(Do not apply this product through any type of irrigation system)

Crops	Amount Per Acre	Directions
Corn (post emer- gent)	1/2 to 1 pint	Spray when weeds are small and crop is 4 to 12 inches tall. Use drop nozzles when corn is more than 8 inches tall or beyond the 5-leaf stage to keep the spray off the corn foliage.
	3/4 to 1 pint	Application of 3/4 to 1 pint may be needed to control difficult to control weeds but crop injury is more likely.
Sweet corn	1/2 to 1 pint	Spray before sweet corn is 6 inches in height.
Corn (preharvest)	1 to 2 pints	Apply after the hard dough or denting stage by air or ground equipment to suppress perennial weeds, decrease weed seed production, and control tall weeds such as bindweed, cocklebur, dogbane, jimsonweed, ragweed, sunflower, velvetleaf and vines that interfere with harvesting. Do not forage or feed corn fodder for 7 days following application.
Grain sorghum (milo) post emer- gence	1/2 to 1 pint	Spray when weeds are small and crop is 4 to 12 inches tall. Use drop nozzles when sorghum is more than 8 inches tall. Do not spray before sorghum is 4 inches tall nor during boot, flowering or early dough stage.

Do not use with atrazine, oil or other adjuvants. Do not apply from the tasseling to dough stage in corn. Crop injury is more likely to occur if corn or sorghum is growing rapidly under high temperature and high soil moisture conditions. In such cases use the lower rate. To reduce breakage of stalks from temporary brittleness caused by 2,4-D, delay cultivation for 8 to 10 days after treatment. Note: Hybrids vary in response to 2,4-D and some are easily injured. Spray only varieties known to be tolerant to 2,4-D. Contact seed company and Extension Service Weed Specialists for this information.

80410

### Small Grains Not Underseeded With a Legume

Crops	Amount Per Acre	Directions
Wheat, Oats, Barley, Rye (fall seeded)	1 to 1½ pints	Apply in the spring after full tiller but before boot stage. Do not treat in fall. Do not apply from boot to milk stage or in seedling stage. Do not forage or graze treated grain fields within 2 weeks after treatment with 2,4-D. Do not feed treated straw to livestock.
	2 to 3 pints	For wild onion and wild garlic. These rates may injure the crop.
Wheat, Barley, Rye (spring seeded)	1 to 1½ pints	Apply after full tiller (usually 4 to 8 inches) but before boot stage. Do not apply from boot to milk stage. Do not forage or graze treated grain fields within 2 weeks after treatment with 2,4-D. Do not feed treated straw to livestock.
Oats (spring seeded)	½ to 1 pint	Apply at the full tiller stage but before the early boot stage. Do not apply from boot to milk stage. Do not forage or graze treated grain fields within 2 weeks after treatment with 2,4-D. Do not feed treated straw to livestock. Oats are less tolerant to 2,4-D than wheat or barley.
Wheat, Oats, Barley, Rye (preharvest)	1 to 2 pints	Apply when grains are in the hard dough stage to control large weeds that may interfere with harvest. Best results are obtained when weeds are growing vigorously. Do not forage or graze treated grain fields within 2 weeks after treatment. Do not feed treated straw to livestock.
Oats for grain Southern U.S. (fall seeded)	¾ to 1½ pints	Apply after full tillering but before the early boot stage. Do not spray during or immediately following cold weather. Do not forage or graze treated grain fields within 2 weeks after treatment with 2,4-D. Do not feed treated straw to livestock.
Grain stubble for wild garlic	2 to 3 quarts	Apply following harvest as wild garlic often produces new growth. Do not forage for 7 days following application. Do not plant to any crop until 3 months after treatment or until chemical has disappeared from soil.
Rice	1 to 3 pints	Apply when the first elongating internode begins movement to ½ inch long. Do not apply when internode exceeds ½ inch long. Do not apply nitrogen during 7 to 21 days before application of 2,4-D. Follow State Extension recommendations.
Sugar Cane	2 to 4 pints	Spring, once or twice before close in or fall, after harvest or planting.

The use of the higher rates in special situations to handle difficult weed problems is more likely to cause crop injury. Oats are less tolerant of 2,4-D and more susceptible to injury. Do not feed treated straw to livestock. When using high rates in special situations, consult your State Weed Specialist for recommendations to fit local conditions.



**Rangeland and Grass Pastures**

Weeds	Amount Per Acre	Directions
Weeds	1 to 2 quarts	Apply when weeds are actively growing. Spray annual weeds when they are small. Spray biennials when they are small or in the rosette state. Spray perennials in the bud stage or in the fall.
Special Broadleaf weeds such as bitterweed, broomweed, croton, docks, kochia, marshelder	1 1/2 to 2 quarts	Use adequate water to provide uniform application.
Musk thistle	1 1/2 to 2 quarts 2 quarts	In spring in rosette stage before stalk lengthens and plants have bolted. After bolting or in late fall or winter. Treatment after bolting will give variable, inconsistent control.

Legumes such as clover or alfalfa may be damaged. Do not graze to dairy animals within 7 days after treatment. Do not harvest grass cut for hay for a minimum of 30 days after application. Meat animals must be segregated from treated pastures and rangeland grasses for a minimum of 3 days before slaughter. Do not apply to newly seeded areas or after heading begins. Do not apply to grass when in boot to milk stage. Do not apply to bent or susceptible grass pastures. If weeds are young and growing actively, 1 quart per acre will provide control of some species. Deep-rooted perennial weeds may require repeated treatments in the same year or in subsequent years.

Crops	Amount Per Acre	Directions
Grass seed crops	1 to 1 1/2 pints	Use sufficient water to give uniform application by ground or air. (See General Use Precautions for volumes of water to use.) Apply to established stands in spring from the tiller to early boot stage. Can be applied in spring or fall.
Newly Sprigged Coastal Bermudagrass	1 to 2 quarts	Spray preemergence and/or postemergence.

Do not spray from early boot to milk stage. New spring seedlings can be treated with the lower rate after the grasses have at least five leaves. Perennial weed regrowth can be treated in the fall. Do not use on bentgrass unless injury can be tolerated. For best results apply when soil moisture is adequate.

Site	Amount Per Acre	Directions
Fallow land	1 to 2 quarts	For established annual broadleaf weeds, perennial species such as Canada thistle or field bindweed.

Apply to actively growing weeds. Do not plant any crop for 3 months or until chemical has disappeared from the soil. Consult your State Weed Specialist for information on local conditions.

**Noncrop Areas**

Site	Amount Per Acre	Directions
Fence rows, airfields, road sides, vacant lots, drainage ditches	1 1/2 to 2 quarts	Use the amount of water needed for uniform application. (See General Use Precautions for volumes of water to use.) Usually 1 1/2 quarts provide good weed control under average conditions when weeds are growing.

Treat when weeds are young and growing well. Do not use on golf courses nor on dichondra or other broadleaf herbaceous ground covers. Do not use on creeping grasses such as bent and St. Augustine except for spot treating. Reseeding of treated areas should be delayed following treatment. With spring application, reseed in the fall; with fall application, reseed in the spring. Legumes are usually damaged or killed, so do not treat areas where the legumes are desired. Deep-rooted perennial weeds may require repeated treatments in the same season or in subsequent years.

Weeds & Crops	Amount Per Acre	Directions
Southern wild rose	4 quarts plus 4 to 8 ounces of surfactant per 100 gallons of water.	Spray thoroughly as soon as foliage is well developed. Two or more treatments may be required. Do not graze dairy animals on treated areas within 7 days after application.
Spot treatment in noncropland areas	1/2 pint per 3 gallons spray	Spray when weeds are small and thoroughly wet all foliage.

Keep spray mixture agitated. Do not spray onto or near or let the spray drift onto susceptible plants.