

Blue Automatic VANISH® TOILET BOWL CLEANER


**INHIBITS
GERM GROWTH**

**GERMS AND
DEODORIZES**

ACTIVE
INGREDIENTS: 5-chloro-
2-(2,4-dichlorophenoxy)-
phenol 1.00%
essential oils... 1.25%
INERT
INGREDIENTS: 97.75%


NET 12 FL. OZ.

CAUTION: KEEP OUT OF REACH OF CHILDREN.
Read precautions and directions on back




**New Automatic VANISH cleans, deodorizes
and inhibits germin growth... for fresh, clean toilets.**


New Automatic VANISH is active against even the toughest odor-causing bacteria found in toilet bowls. For best results, start with a clean bowl — use VANISH Granular or Liquid Toilet Bowl Cleaner... Fine for rinsing diapers prior to laundering. Will not harm septic tanks. Contains no phosphorus. Rinse out bottle before discarding.



1. Remove toilet tank top. Hold bottle upright over tank and push out bottom clip.




2. Holding bottle over tank, remove only the white ribbed outer cap.



3. Turn bottle upside down over tank and clip to inside tank wall.

CAUTION: May be harmful if swallowed. Avoid contact with eyes. Avoid contamination in food. In case of eye contact, flush eye thoroughly with water. If irritation persists, get medical attention. Do not use, pour, spill or store near heat or open flame.

 © 1974 The Drackett Products Co., Cincinnati, Ohio 45232
U.S.A. Distributor EPA Reg. No. 1913-23-AA EPA Est. 1913-PA-1



DIRECTIONS


TO CLEAN AND DISINFECT TOILET BOWLS:

Remove water from bowl by forcing it over the trap with swab mop. Squeeze water from mop against bowl. Hold bottle over bowl and saturate swab with bowl cleaner. Swab bowl thoroughly, taking care to clean water outlets under rim. Flush toilet, rinsing swab. To disinfect after cleaning and flushing bowl, pour 2 to 4 oz. cleaner into water still in bowl. Swab entire bowl, seat, cover, then flush well.

TO CLEAN AND DISINFECT URINALS:

Hold bottle over urinal and saturate swab mop with bowl cleaner. Swab all surfaces of urinal including water outlets at top and all grooves. Remove screen and pour 3 to 5 ounces of cleaner in and around drain pipe. Let stand for 3 to 4 minutes. Swab drain well. Replace screen. Flush.

Do not use on sinks, bathtubs, porcelain or any surface other than toilet bowl or urinals. If used on any surface other than vitreous ware, it is done entirely at user's own risk.



TRIUMPH BOWL CLEANER EMULSION

ACTIVE INGREDIENTS		
Hydrogen Chloride	24.82%	25.02%
Para-diisobutylphenoxyethoxyethyl dimethyl benzyl ammonium chloride	0.20%	
INERT INGREDIENTS		74.98%



POISON

CONTAINS HYDROGEN CHLORIDE.
CAUSES SEVERE BURNS, VAPOR HARMFUL.

DANGER: KEEP OUT OF REACH OF CHILDREN

See First Aid and additional precautions on right panel.

SOLD BY

navy brand®

MANUFACTURING CO.

CLEANS, DISINFECTS, DEODORIZES
TOILETS and URINALS

POISON



DANGER:

KEEP OUT OF REACH OF CHILDREN

CORROSIVE

May be fatal or harmful if swallowed. Do not breathe vapor or fumes. Produces chemical burns. Do not get in eyes, on skin, or on clothing.

FIRST AID: If swallowed, call a physician immediately. Drink a teaspoonful or more of milk of magnesia or a cup of soapy water, followed with milk or raw egg whites.

Eye Contact: Wash with water for 15 minutes. Get prompt medical attention.

Skin Contact: Wipe off the acid gently. Immediately flood the surface with water, using soap freely. Then cover with moist magnesia or baking soda.

Rinse empty container thoroughly with water and discard it in a safe place.

EPA REG. NO. 1926-66

EPA EST. NO.

6/75

ACCEPTED

1926-66

JUL 22 1975

UNDER FEDERAL INSECTICIDE
FUNGICIDE AND RODENTICIDE ACT
FOR ECONOMIC POISON REGISTER-
ED UNDER NO. 1926-66
TO ATTACHED DOCUMENTS.

Net Contents:

U. S. Gal.