



UNITED STATES ENVIRONMENTAL PROTECTION AGENCY
WASHINGTON, DC 20460

OFFICE OF CHEMICAL SAFETY
AND POLLUTION PREVENTION

January 11, 2018

Ye Liu
Regulatory Specialist
Stepan Company
22 Frontage Road
Northfield, IL 60093

Subject: Label Amendment – To update label language
Product Name: SC-5:256HN
EPA Registration Number: 1839-245
Application Date: November 01, 2017
Decision Number: 535469

Dear Ms. Liu:

The amended label referred to above, submitted in connection with registration under the Federal Insecticide, Fungicide and Rodenticide Act, as amended, is acceptable. This approval does not affect any conditions that were previously imposed on this registration. You continue to be subject to existing conditions on your registration and any deadlines connected with them.

A stamped copy of your labeling is enclosed for your records. This labeling supersedes all previously accepted labeling. You must submit one copy of the final printed labeling before you release the product for shipment with the new labeling. In accordance with 40 CFR 152.130(c), you may distribute or sell this product under the previously approved labeling for 18 months from the date of this letter. After 18 months, you may only distribute or sell this product if it bears this new revised labeling or subsequently approved labeling. "To distribute or sell" is defined under FIFRA section 2(gg) and its implementing regulation at 40 CFR 152.3.

Should you wish to add/retain a reference to the company's website on your label, then please be aware that the website becomes labeling under the Federal Insecticide Fungicide and Rodenticide Act and is subject to review by the Agency. If the website is false or misleading, the product would be misbranded and unlawful to sell or distribute under FIFRA section 12(a)(1)(E). 40 CFR 156.10(a)(5) list examples of statements EPA may consider false or misleading. In addition, regardless of whether a website is referenced on your product's label, claims made on the website may not substantially differ from those claims approved through the registration process. Therefore, should the Agency find or if it is brought to our attention that a website contains false or misleading statements or claims substantially differing from the EPA approved registration, the website will be referred to the EPA's Office of Enforcement and Compliance.

Your release for shipment of the product constitutes acceptance of these conditions. If these conditions are not complied with, the registration will be subject to cancellation in accordance with FIFRA section 6. If you have any questions, please contact Emilia Oiguenblik by phone at

Page 2 of 2
EPA Reg. No. 1839-245
Decision No. 535469

703 347 0199, or via email at Oiguenblik.emilia@epa.gov or Eric Miederhoff by phone at 703 347 8028, or via email at Miederhoff.eric@epa.gov.

Sincerely,

A handwritten signature in blue ink that reads "E. Miederhoff". The signature is written in a cursive style.

Eric Miederhoff
Product Manager 31
Regulatory Management Branch I
Antimicrobials Division (7510P)
Office of Pesticide Programs

Enclosure: Stamped label

SC-5:256HN

ACCEPTED

01/11/2018

Under the Federal Insecticide, Fungicide
and Rodenticide Act as amended, for the
pesticide registered under

EPA Reg. No. 1839-245

FRONT PANEL

ACTIVE INGREDIENTS

Didecyl dimethyl ammonium chloride.....20.190%

Alkyl (50% C₁₄, 40% C₁₂, 10% C₁₆)13.460%

dimethyl benzyl ammonium chloride

(OTHER)(INERT) INGREDIENTS.....66.350%

Total.....100.000%

NET CONTENTS(:) XXX (oz)(ounces)(gallon(s))(gal(s))

(NET CONTENTS(:) XX (oz)(ounce(s)) per packet

KEEP OUT OF REACH OF CHILDREN

DANGER

FIRST AID

Have the product container or label with you when calling a poison control center or doctor, or going for treatment.

If in Eyes:

- Hold eye open and rinse slowly and gently with water for 15-20 minutes.
- Remove contact lenses, if present, after the first 5 minutes, then continue rinsing eye.
- Call a poison control center or doctor for treatment advice.

If on Skin or Clothing:

- Take off contaminated clothing.
- Rinse skin immediately with plenty of water for 15-20 minutes.
- Call poison control center or doctor for treatment advice.

If Inhaled:

- Move person to fresh air.
- If person is not breathing, call 911 or an ambulance then give artificial respiration, preferably by mouth-to-mouth, if possible.
- Call a poison control center or doctor for further treatment advice.

If Swallowed:

- Call poison control center or doctor immediately for treatment advice.
- Have person sip a glass of water if able to swallow. Do not induce vomiting unless told to do so by the poison control center or doctor. Do not give anything to an unconscious person.

(HOTLINE NUMBER You may contact (xxx) xxx-xxxx for emergency medical treatment information.)

NOTE TO PHYSICIAN

Probable mucosal damage may contraindicate the use of gastric lavage.

See (side) (back) panel for additional precautionary statements.

FRONT, BACK OR SIDE PANEL

EPA REG. NO. 1839-

EPA EST. NO. 1839-IL-01 (XXX-XX-XX)

STEPAN COMPANY

22 West Frontage Road
Northfield, IL 60093

Page 1 of 20

Amended 11/01/2017

EPA Reg. No. 1839-245

Bracketed information is denoted as: { insert as noted }, (optional text), [required qualifier].

The term "this product" used throughout this document may be replaced with the marketed product brand name.

The term "x" is a place holder for numerical digits.

Punctuation and plural/singular word forms may be adjusted to allow for grammatical correctness.

Appropriate metric or imperial unit conversion may be added as optional supplemental information.

PACKAGING CLAIMS

- Bonus (pack)(size)
- (Extra) value (pack)(size)
- (Dual)(X) pack
- Twin pack

MARKETING CLAIMS

General

- Clean(er)(ing)
- Disinfect(ant)(ing)
- Sanitize(r)
- Detergent
- Virucide*
- Fungicide (against pathogenic fungi)
- Mildewcide
- Mildewstat
- Deodorize(r)(s)
- Kills Germs
- Kills Mold & Mildew
- Effective cleaning (strength)(power)
- Concentrate(d)
- Phosphorous free
- Free of phosphates
- This product is for use (in)(on) {insert use site or surface from page 5-6 double check page numbers}.
- This product is a phosphate-free formulation designed to provide effective cleaning, deodorizing, and disinfection for {insert use site or surface from page 5-6} (where housekeeping is of prime importance in controlling cross contamination).
- This product saves time, labor, and cost.
- This product is specially formulated to be non-dulling to floor finishes (and requires no rinsing).
- Effective in the presence of 5% serum contamination
- (For) (indoor)/(outdoor) (use)
- Contains no (phosphorous) (nor)(or) (nonyl phenol ethoxylate) detergents
- Effective in 5 minutes in presence of hard water and 5% serum
- This product is formulated to provide effective cleaning strength that will not dull high gloss floor finishes.
- (This product is) an economical concentrate (that can be used with a mop and bucket, trigger sprayers or sponge)

- | |
|--|
| <ul style="list-style-type: none">• Citrus canker control (<i>Not for Use in California</i>)• Mushroom Farm Disinfection (<i>Not for Use in California</i>) |
|--|

DISINFECTION CLAIMS

- This product is a one step disinfectant that is effective against a broad spectrum of bacteria.
- Formulated for Effective (Farm) (Poultry) (and) (Swine) Premise Disinfection for hard non-porous surfaces.
- Formulated for Effective (Veterinary Practice), (Animal Care) (and) (Animal Laboratory) Disinfection for hard non-porous surfaces.
- One-Step Disinfectant, Germicidal Cleaner and Deodorant when used according to the disinfection

directions for use.

- (5)(Five) minute hospital disinfectant
- Kills 99.9% of bacteria in (just) (5)(five) minutes*
- This product is a 5 minute hospital disinfectant (effective in the presence of up to 200 ppm hard water and organic serum).
- Kills Pandemic 2009 H1N1 Influenza A virus (formerly called swine flu)
- Kills {insert pathogen from page 7- 8}
- Disinfects against {insert pathogen from page 7- 8}
- For large areas such as {insert use site or surface from page 5-6} this product is designed to (clean and disinfect)(provide both general cleaning and disinfecting)
- (This product is) (a) no rinse cleaner that disinfects, cleans and deodorizes in one (easy)(labor saving) step.
- Hospital (disinfectant)
- Efficacy tests have demonstrated that this product is an effective bactericide*, fungicide, virucide*** and mildewcide in water up to 200 ppm hardness (as CaCO₃) in the presence of organic soil (5% blood serum).
- Respiratory illnesses attributable to Pandemic 2009 H1N1 are caused by Influenza A virus. This product (Product Name) is a broad-spectrum hard surface disinfectant that has been shown to be effective against (Influenza A virus tested and listed on the label) and is expected to inactivate all Influenza A viruses including Pandemic 2009 H1N1 (formerly called swine flu).
- This product (Product Name) has demonstrated effectiveness against Influenza A virus and is expected to inactivate all Influenza A viruses including Pandemic 2009 H1N1 Influenza A virus.
- This product (Product Name) has demonstrated effectiveness against (Influenza A virus tested and listed on the label) and is expected to inactivate all Influenza A viruses including Pandemic 2009 H1N1 (formerly called swine flu).
- Kills Pandemic 2009 H1N1 Influenza A virus (formerly called swine flu).
- Kills Pandemic 2009 H1N1 Influenza A virus.

SANITIZATION CLAIMS

- Kills 99.9% of bacteria in (just) 15 seconds**
- Mushroom farm sanitization of hard non-porous surfaces [*Not for Use in California*]
- (Acts as) an effective sanitizer
- Formulated for sanitization
- Sanitizing (formula)(formulation)
- (This product is) (a) no rinse disinfectant cleaner that sanitizes in one (easy)(labor saving) step when following disinfection use directions.

FUNGI / MOLD / MILDEW CLAIMS

- (Inhibits)(prevents)(stops) the growth of mold and mildew for aesthetic purposes
- Leaves {insert use site or surface from page 5-6} (smelling) (clean) (and) (fresh)
- (This product) will not scratch {insert use site or surface from page 5-6}
- Kills 99.9% of (fungus)(fungi)(mildew)(mold) in (just) 10 minutes[#]
- Kills 99.9% of Candida albicans in (just) 5 minutes
- Kills 99.9% of (fungus)(fungi)(mildew)(mold)[#]
- Kills (fungus)(fungi)(mildew)(mold)
- Kills athlete's foot fungus
- Kills fungus causing (ringworm)(ringworm of the foot)[#]
- Kills Trichophyton mentagrophytes (the cause of (ringworm)(ringworm of the foot))

DEODORIZING & CLEANING CLAIMS

Page 3 of 20

Amended 11/01/2017

EPA Reg. No. 1839-245

Bracketed information is denoted as: { insert as noted }, (optional text), [required qualifier].

The term "this product" used throughout this document may be replaced with the marketed product brand name.

The term "x" is a place holder for numerical digits.

Punctuation and plural/singular word forms may be adjusted to allow for grammatical correctness.

Appropriate metric or imperial unit conversion may be added as optional supplemental information.

- Deodorizing Formula
- This product inhibits the growth of mold and mildew and their odors ((in)(on) {insert use site or surface from page 5- 6}) when use as directed
- This product is a broad-spectrum germicidal cleaner and deodorant that is effective at 1:256 (1/2 ounce per gallon) dilution in the presence of 200 ppm hard water (calculated as CaCO₃) plus 5% organic blood serum.
- This product deodorizes areas that are hard to keep (smelling) fresh (such as {insert use site or surface from page 5-6})
- This product deodorizes {insert use site or surface from page 5- 6} (and other areas which are prone to odors caused by microorganisms)
- (When used as directed) this product (deodorizes)(will deodorize) surfaces in toilet areas, garbage cans and garbage storage areas, and other places where bacterial growth can cause malodors
- (Effective)(powerful)(quick)(superior) cleaning strength
- Can be used with a (mop and bucket)(trigger sprayer)(or)(sponge)

CLAIM QUALIFIERS

* This product is an effective bactericide against *Staphylococcus aureus* (ATCC 6538), *Pseudomonas aeruginosa* (ATCC 15442), (and) *Salmonella enterica* (ATCC 10708), {and insert bacteria from the disinfection section on page 7-8} on hard, non-porous, non-food contact surfaces in 5 minutes.

** This product (sanitizes in 15 seconds)(is an effective sanitizer) against *Staphylococcus aureus* (ATCC 6538), {and insert bacteria from the sanitization section on page 7-8} on hard, non-porous, non-food contact surfaces.

*** This product (is an effective virucidal in 5 minutes)(is an effective virucide) against [insert viruses from page 7-8] on hard, non-porous, non-food contact surfaces in 5 minutes.

This product is an effective fungicide against *Trichophyton mentagrophytes* and mildewcide against *Aspergillus niger* in 10 minutes, and *Candida albicans* (ATCC 10231) in 5 minutes on hard, non-porous, non-food contact surfaces.

¹ Rinse all equipment that comes in prolonged contact with skin before reuse with clean warm water (about 120°F), and allow to air dry. (Caution: Cleaning at the 120°F temperature will avoid overheating and distortion of the personal safety equipment that would necessitate replacement.)

² Non-food contact use site(s)

³ [This product is not to be used as a terminal sterilant/high-level disinfectant on any surface or instrument that is introduced directly into the human body either into or in contact with the bloodstream or normally sterile areas of the body, or contacts intact mucous membranes but which does not ordinarily penetrate the blood barrier or otherwise enter normally sterile areas of the body.] or [This product is not for use on critical and semi-critical medical device surfaces.]

SURFACES & USE SITES

Product label may list surface or site and/or a graphic depicting the surface/site.

Hard, non-porous surfaces:

Appliance Exteriors	Glazed Porcelain	Restroom Fixtures
(Barber)(Salon) tools	Goggles ¹	Salad Bar Sneeze Guards
(Bath)tubs	Half Mask Respirators ¹	Scissors
Bed Frames	Hard hats ¹	Sealed Granite
Bidets	Inflatable Advertising Structures	Sealed Marble
Bins	Inflatable Advertising Structures	Shelves
Brush(es)	Inflatable play structures	Shower (doors)(curtains)
Cabinets	Kennels	Shower Stalls
Cages	Laminate	Sinks (Basins)
Cages	Light Switches	Sports Equipment
Carts	Litter Boxes	Stainless Steel ³
Chairs	Manicure Instrument(s)	Stovetops
Chrome	Metal ³	Tables
Clipper(s)	Metal Blinds ³	Telephones
Comb(s)	Microwave (oven) exteriors	Toilets
Coolers	Mirrors	Tools
Desks	Non-wood Furniture	Trimmer Blade(s)
Diaper Pails	Obstacle Course Play Equipment	Urinals
Doorknobs (and pulls)	Obstacle Course Play Equipment	Vanity Tops
Counters (Countertops)	Outdoor Patio Furniture	Vinyl
Drinking Fountains	Patient Chairs ³	(Washable) Walls
Ear Muffs ¹	Pedicure Instrument(s)	Wheelchairs ³
Exercise Equipment	Personal Protective Safety Equipment ¹	Whirlpool Interiors
Exercise Mats	Plastic	Windows
Face Shields ¹	Plastic Laundry Baskets	Wrestling Mats
Faucets	Plastic Mattress Covers	
Floors	Protective Headgear ¹	
Freezer Exteriors	Racks	
Full Face Breathing Apparatus ¹	Razor(s)	
Garbage(cans)(pails)	Recycling Bins	
Gas Masks ¹	Refrigerator Exteriors	
Glass	Remote Controls	
Glazed Ceramic Tile		

Bracketed information is denoted as: { insert as noted }, (optional text), [required qualifier].
 The term "this product" used throughout this document may be replaced with the marketed product brand name.
 The term "x" is a place holder for numerical digits.
 Punctuation and plural/singular word forms may be adjusted to allow for grammatical correctness.
 Appropriate metric or imperial unit conversion may be added as optional supplemental information.

Use Sites:

Airplanes	Food Processing Plants ²	Operating Rooms ³
Amphitheaters	Food Service Establishments ²	Pet Animal Quarters
Animal Life Science Laboratories	Funeral Homes	Pet Shops
Athletic Facilities	Health Clubs	Play Grounds
Automotive Garages	Hog Farms	Poultry Farms
Bars ²	Hospitals ³	Public Eating Establishments ²
(Barber)(Beauty)shops	Hotels	Recreation(al) Facilities
Bathrooms	Household Bathrooms	Restaurants ²
Boats	Household Kitchens	Restrooms
(Breeding)(Grooming) Establishments	Households	Retail (Businesses)(Stores)
Busses	Institutional Bathrooms	Salons
Cafeterias ²	Institutional Facilities	Schools ²
Camp Grounds	Institutional Kitchens ²	Ships
Cars	Isolation Wards	Spas
Churches	Kennels	Sports Stadiums
Classrooms	Kitchens	Supermarkets
Colleges	Laboratories	Tanning Spas
Commercial Kitchens ²	Laundries	Tattoo Parlors
Convenience Stores	Locker Rooms	Taxis
Convention Centers	Lodging Establishments	Trailers
Crime Scenes	Manufacturing Facilities	Trains
Dairy Farms	Medical Offices ³	Transportation Terminals
Dental Offices ³	Medical Research Facilities ³	(Turkey)(poultry)(beef)(swine) Farms
Dressing Rooms	Mobile Homes	Universities
Egg Processing Plants	Motels	Veterinary Clinics
Factories	Nursing Homes ³	Wholesale Stores
Fast Food Operations	Office Buildings	Zoos
Federally Inspected Meat & Poultry Plants ²		
Hatcheries(:)		
Egg Receiving Area	Tray Dumping Area	Chick Processing Area
Egg Holding Area	Chick Holding Area	Chick Loading Area
Setter Room	Hatchery Room	Poultry Buildings
Swine Premises(:)		
Farrowing (Barns)(Areas)	Hauling Equipment	Creep Area
Waterers	Dressing Plants	Chutes
Feeders	Blocks	Nursery

Bracketed information is denoted as: { insert as noted }, (optional text), [required qualifier].
The term "this product" used throughout this document may be replaced with the marketed product brand name.
The term "x" is a place holder for numerical digits.
Punctuation and plural/singular word forms may be adjusted to allow for grammatical correctness.
Appropriate metric or imperial unit conversion may be added as optional supplemental information.

MICRO-ORGANISMS

This product has been tested and found to be efficacious against the following micro-organisms on hard, non-porous surfaces:

DISINFECTION		
Bacteria		Contact Time
Pseudomonas aeruginosa	(ATCC 15442)	5 minutes
Staphylococcus aureus	(ATCC 6538)	5 minutes
Salmonella enterica	(ATCC 10708)	5 minutes
Enterococcus faecium	(ATCC 19434)	5 minutes
Escherichia coli	(ATCC 11229)	5 minutes
Enterobacter aerogenes	(ATCC 13048)	5 minutes
Klebsiella pneumoniae	(ATCC 4352)	5 minutes
Salmonella (enteritidis) enterica	(ATCC 13076)	5 minutes
Salmonella (pullorum) enterica	(ATCC 9120)	5 minutes
Salmonella (typhi) enterica	(ATCC 6539)	5 minutes
Shigella flexneri	(ATCC 29508)	5 minutes
Shigella sonnei	(ATCC 11060)	5 minutes
Staphylococcus epidermidis	(ATCC 12228)	5 minutes
Streptococcus pyogenes	(ATCC 19615)	5 minutes
Yersinia enterocolitica	(ATCC 23715)	5 minutes
Antibiotic resistant Enterococcus faecium (clinical isolate) [Antibiotic Resistance to Ciprofloxacin, Penicillin, Vancomycin]		5 minutes
Antibiotic resistant Escherichia coli (clinical isolate) [Antibiotic Resistance to Methicillin]		5 minutes
Antibiotic resistant Staphylococcus epidermidis (clinical isolate) [Antibiotic Resistance to Amoxicillin/CA, Ampicillin/Sulbatam, Cefazolin, Ciprofloxacin, Clindomycin, Erythromycin, Gentamicin, Levofloxacin, Oxacillin, Penicillin, Rifampin, Trimethsulfa]		5 minutes
Extended Spectrum Beta-Lactamase (ESBL) Escherichia coli [Antibiotic Resistance to Ceftazidime, Penicillin]	(ATCC BAA-196)	5 minutes
Methicillin resistant Staphylococcus aureus (MRSA) (clinical isolate)		5 minutes
Multi-Drug Resistant (MDR) Acinetobacter baumannii [Antibiotic Resistance to Amoxicillin/Clavulanic acid, Ampicillin/ Sublactam, Aztreonam, Benzylpenicillin, Cefepime, Cefotaxime, Cefoxitin, Ceftazadime, Ceftriaxone, Cefuroxime, Chloramphenicol, Clindamycin, Daptomycin, Erythromycin, Linezolid, Oxacillin, Penicillin, Quinupristin/Dalfopristin, Spectinomycin, Tetracycline, Tigecycline, Trimethoprim/sulfamethoxazole, Vancomycin]	(ATCC 19606)	5 minutes
Multi-Drug Resistant (MDR) Salmonella (enteritidis) enterica		5 minutes
Community Associated Methicillin resistant Staphylococcus aureus (CA-MRSA) (Genotype USA300)	(ATCC 43300)	5 minutes
Oxacillin resistant Streptococcus pneumoniae	(ATCC 35088)	5 minutes

Bracketed information is denoted as: { insert as noted }, (optional text), [required qualifier].

The term "this product" used throughout this document may be replaced with the marketed product brand name.

The term "x" is a place holder for numerical digits.

Punctuation and plural/singular word forms may be adjusted to allow for grammatical correctness.

Appropriate metric or imperial unit conversion may be added as optional supplemental information.

Vancomycin Resistant Enterococcus faecium (VRE) (clinical isolate) [Antibiotic Resistance to Ciprofloxacin, Penicillin, Vancomycin]		5 minutes
Oxacillin resistant Streptococcus pneumoniae	(ATCC 35088)	5 minutes
Viruses		Contact Time
Human Immunodeficiency Virus Type 1, (associated with AIDS)		30 seconds
Hepatitis B Virus (HBV) (Duck Hepatitis B Virus-DHBV)		5 minutes
Avian Influenza Virus (H9N2)		5 minutes
Bovine Viral Diarrhea Virus (BVDV)	(ATCC 534)	5 minutes
Hepatitis C Virus (HCV)		5 minutes
Herpes Simplex Virus Type 1	(ATCC VR-733)	5 minutes
Herpes Simplex Virus Type 2	(ATCC VR-734)	5 minutes
Influenza Virus Type A2	(ATCC VR-544)	5 minutes
Pandemic 2009 H1N1 Influenza A Virus		5 minutes
Pseudorabies	(ATCC VR-135)	5 minutes
Respiratory Syncytial Virus (RSV)	(ATCC VR-26)	5 minutes
Rotavirus	(ATCC VR-899)	5 minutes
SARS Associated Coronavirus		5 minutes
Vaccinia	(ATCC VR-119)	5 minutes
Feline calicivirus		5 minutes
Norovirus (Norwalk virus)		5 minutes
Fungi / Mildew		Contact Time
Trichophyton mentagrophytes (athlete's foot fungus)	(ATCC 9533)	10 minutes
Aspergillus niger	(ATCC 6275)	10 minutes
Candida albicans	(ATCC 10231)	5 minutes
SANITIZATION - NONFOOD		
Bacteria		Contact Time
Staphylococcus aureus	(ATCC 6538)	15 Seconds
Klebsiella pneumoniae	(ATCC 4352)	15 Seconds
Pseudomonas aeruginosa	(ATCC 15442)	15 Seconds
Escherichia coli O157:H7	(ATCC 35150)	15 Seconds
Methicillin resistant Staphylococcus aureus (MRSA)	(ATCC 33592)	15 Seconds
Vancomycin resistant Enterococcus faecium (VRE)	(ATCC 51559)	15 Seconds

PRECAUTIONARY STATEMENTS

PRECAUTIONARY STATEMENTS HAZARDS TO HUMANS AND DOMESTIC ANIMALS.

DANGER

KEEP OUT OF REACH OF CHILDREN. CORROSIVE. Causes irreversible eye damage and skin burns. Do not get in eyes, on skin or on clothing. Harmful if inhaled. Avoid breathing spray mist. Harmful if swallowed or absorbed through skin. Wear goggles, or face shield, rubber gloves, and protective clothing when handling. Wash thoroughly with soap and water after handling and before eating, drinking, using tobacco or using the toilet. Remove contaminated clothing and wash before reuse.

(for containers 5 gallons or greater)

ENVIRONMENTAL HAZARDS

This product is toxic to fish, aquatic invertebrates, oysters and shrimp. Do not discharge effluent containing this product into lakes, streams, ponds, estuaries, oceans or other waters unless in accordance with the requirements of a National Pollutant Discharge Elimination System (NPDES) permit and the permitting authority has been notified in writing prior to discharge. Do not discharge effluent containing this product to sewer systems without previously notifying the local sewage treatment plant authority. For guidance contact your State Water Board or Regional Office of the EPA.

PHYSICAL OR CHEMICAL HAZARDS

Combustible. Do not use or store near heat or open flame.

STORAGE AND DISPOSAL

DO NOT CONTAMINATE WATER, FOOD, OR FEED BY STORAGE OR DISPOSAL.

PESTICIDE STORAGE - Store in a dry place no lower in temperature than 50°F or higher than 120°F.

PESTICIDE DISPOSAL - Pesticide wastes are acutely hazardous. Improper disposal of excess pesticide, spray mixture, or rinsate is a violation of Federal Law. If these wastes cannot be disposed of by use according to label instructions, contact your State Pesticide or Environmental Control Agency, or the Hazardous Waste representative at the nearest EPA Regional Office for guidance.

CONTAINER DISPOSAL - (mandatory language - choose applicable directions)	
<i>For products only with household/residential use sites</i>	Nonrefillable container. Do not reuse this container. Triple rinse or equivalent. Then offer for recycling or reconditioning. If not available, dispose in trash
<i>For products with industrial, institutional, and commercial use sites</i>	Nonrefillable container. Do not reuse this container. Triple rinse or equivalent.
<i>For reuseable automatic dispensing container</i>	Container can be reused once the container is empty. Empty container of concentrate into dilution dispenser (specific equipment can be named to replace "dilution dispenser"). Dispenser will automatically dilute a disinfectant solution. Remove concentrate label. Refill container with use-dilution of concentrate from the dispenser. Replace cap with spray nozzle provided. Place correct use dilution label on the spray bottle. Offer for recycling or reconditioning, if available. If not available, puncture and dispose in a sanitary landfill.
<i>For refillable container</i>	Refillable container. Refill this container with pesticide only. Do not reuse this container for any other purpose. Cleaning the container before final disposal is the responsibility of the person disposing of the container. Cleaning before refilling is the responsibility of the refiller. To clean the container before final disposal, fill the container about 10 percent full with water. Agitate vigorously or recirculate water with the pump for 2 minutes. Follow Pesticide Disposal instructions for rinsate disposal. Repeat procedure two more times. Offer container for recycling if available or reconditioning if appropriate or place in trash.
<i>For containers 5 gallons or less</i>	Triple rinse as follows: Fill container ¼ full with water and recap. Agitate vigorously. Follow Pesticide Disposal instruction for rinsate disposal. Drain for 10 seconds after the flow begins to drip. Repeat procedure two more times. Offer for recycling or reconditioning, if available. If not available, puncture and dispose in a sanitary landfill.

<p><i>For containers greater than 5 gallons</i></p>	<p>Triple rinse as follows: Fill container ¼ full with water. Tip container on its side and roll it back and forth ensuring at least one complete revolution for 30 seconds. Stand the container on its end and tip it back and forth several times. Turn the container over onto its other end and tip it back and forth several times. Follow Pesticide Disposal instructions for rinsate disposal. Repeat this procedure two more times. Offer for recycling or reconditioning, if available. If not available, puncture and dispose in a sanitary landfill.</p>
<p><i>For products with industrial, institutional and commercial use sites and containers with a one-way opening for use in automatic dilution/dispensing systems</i></p>	<p>Nonrefillable container. Do not reuse or refill this container. When container is empty, replace cap and discard in trash.</p> <p>Note to reviewer: <i>The one-way opening container language is optional language and not required on the in-commerce label</i></p>

(when applicable)

PACKET DISPOSAL – Do not reuse; discard empty container and put in trash.

Bracketed information is denoted as: { insert as noted }, (optional text), [required qualifier].
The term "this product" used throughout this document may be replaced with the marketed product brand name.
The term "x" is a place holder for numerical digits.
Punctuation and plural/singular word forms may be adjusted to allow for grammatical correctness.
Appropriate metric or imperial unit conversion may be added as optional supplemental information.

DIRECTIONS FOR USE

Note: product packaged in packet form must include Packet Directions for Use in addition to disinfection, sanitization, fungicide, cleaning, and/or site/application-specific directions for use.

DIRECTIONS FOR USE

It is a violation of Federal Law to use this product in a manner inconsistent with its labeling.

DEODORIZATION: To deodorize, apply this product as indicated under the heading DISINFECTION. For heavy duty deodorization dilute this product at 1 to 1.5 ounces per gallon and apply as directed under heading DISINFECTION.

GENERAL CLEANING: Apply this product to soiled area with a mop, cloth, sponge, hand pump trigger sprayer or low pressure coarse sprayer. This product can be diluted at 1/2 ounce per gallon (or equivalent dilution) up to full strength. Thoroughly wet soiled surface and scrub as necessary.

TO (CLEAN)(REMOVE) MOLD STAINS and MILDEW STAINS: This product (product name) can be used at full strength or at a use dilution down to 1/2 ounce per gallon of water (or equivalent dilution). Apply full strength or diluted solution to surface to be cleaned with a cloth, mop, sponge or hand pump trigger sprayer. Thoroughly wet soiled surface completely and scrub as necessary.

DISINFECTION: To disinfect inanimate, hard non-porous surfaces add 1/2 ounces of this product per gallon of water. Apply solution with a mop, cloth, sponge, hand pump trigger sprayer or low pressure coarse sprayer so as to wet all surfaces thoroughly. Allow to remain wet for 5 (to 10) minutes, then remove excess liquid. For sprayer applications, spray 6-8 inches from surface, rub with brush, sponge or cloth. Do not breathe spray mist. For heavily soiled areas, a pre-cleaning step is required.

(Required if making Feline Calicivirus and/or Norovirus claim on the product label)

To disinfect inanimate, hard non-porous surfaces against Feline Calicivirus (and) Norovirus add 2 ounces of this product per gallon of water (or equivalent dilution).

Prepare a fresh use-solution daily or more often if the use-solution becomes visibly (dirty), (contaminated) or diluted. All surfaces that come in contact with food must be rinsed with potable water. Do not use on utensils, glasses and dishes.

(Required if making an HIV claim on the product label)

SPECIAL INSTRUCTIONS FOR CLEANING AND DECONTAMINATION AGAINST HIV-1, HCV and HBV OF SURFACES/OBJECTS SOILED WITH BLOOD/BODY FLUIDS.

PERSONAL PROTECTION: When handling items soiled with blood or body fluids, use disposable latex gloves, gowns, masks, and eye coverings.

CLEANING PROCEDURES: Blood and other body fluids must be thoroughly cleaned from surfaces and objects before application of this product.

CONTACT TIME: HIV-1 is inactivated after a thirty (30) second contact time. HBV is inactivated after a three (3) minute contact time. HCV is inactivated after five (5) minute contact time. Use either a five (5) or ten (10) minute contact time for other organisms as stated on the label.

DISPOSAL OF INFECTIOUS MATERIALS: Blood and other body fluids must be autoclaved and disposed of according to local regulations for infectious waste disposal.

(residential kitchen)

DISINFECTION: To disinfect hard non-porous surfaces add 1/2 ounce of this product per gallon of water. Apply solution with a mop, cloth, sponge, hand pump trigger sprayer or low pressure coarse sprayer so as to wet all surfaces thoroughly. For sprayer applications, spray 6-8 inches from surface, allow to remain wet for 5 (to 10) minutes, then remove excess liquid.

Rub with brush, sponge or cloth. Do not breathe spray mist. After use, food contact surfaces must be thoroughly rinsed with potable water. For heavily soiled areas, a pre-cleaning step is required.

Page 11 of 20

Amended 11/01/2017

EPA Reg. No. 1839-245

Bracketed information is denoted as: { insert as noted }, (optional text), [required qualifier].

The term "this product" used throughout this document may be replaced with the marketed product brand name.

The term "x" is a place holder for numerical digits.

Punctuation and plural/singular word forms may be adjusted to allow for grammatical correctness.

Appropriate metric or imperial unit conversion may be added as optional supplemental information.

Prepare a fresh use-solution daily or more often if the use-solution becomes visibly (dirty), (contaminated) or diluted. All surfaces that come in contact with food must be rinsed with potable water. This product cannot be used to clean utensils, glasses and dishes.

SANITIZATION OF NON-FOOD CONTACT SURFACES: To sanitize hard non-porous environmental surfaces add 1/2 ounce of this product per gallon of water (or equivalent dilution). Apply solution with a mop, cloth, sponge or hand pump trigger sprayer so as to wet all surfaces thoroughly. Allow to remain wet for 15 seconds, then remove excess liquid. For heavily soiled areas, a pre-cleaning step is required. This product cannot be used to clean utensils, glasses and dishes. Prepare a fresh solution for each use.

FUNGICIDE & MILDEWCIDE:

Fungicide: At 1/2 ounce per gallon dilution (or equivalent dilution), this product is fungicidal against the pathogenic fungi, Trichophyton mentagrophytes (ATCC 9533) (Athlete's Foot Fungus) (a cause of ringworm) (a cause of ringworm of the foot) and Candida albicans (ATCC 10231). Apply this product (solution) with a cloth, sponge or hand pump trigger sprayer to hard, non-porous surface(s) (found in bathrooms, shower stalls, locker rooms, exercise facilities or other clean, hard non-porous surfaces commonly contacted by bare feet). Allow the surface to remain wet for 10 minutes, for Candida albicans (ATCC 10231) allow surface to remain wet for 5 minutes, then remove excess liquid. Diluted product must be applied daily or more frequently with heavy facility use.

Mildewcide: At 1/2 ounce per gallon (or equivalent dilution) dilution, this product will kill Aspergillus niger (ATCC 6275) when applied to hard, non-porous surfaces. Apply this product (solution) with a cloth, sponge or hand pump trigger sprayer. Allow surface to remain wet for 10 minutes and let air dry. Repeat when mildew growth returns.

MILDEWSTAT: To control mold and mildew for aesthetic purposes and the odors it causes on pre-cleaned, hard, non-porous inanimate surfaces, add 1 (or 2) (x) ounce(s) of this product per gallon of water (or equivalent dilution). Apply solution with a cloth, mop, sponge or hand pump trigger sprayer making sure to wet all surfaces completely. Let air dry. Prepare a fresh solution for each use. Repeat application at weekly intervals or when mildew growth appears.

SITE AND APPLICATION SPECIFIC DIRECTIONS FOR USE

Light Duty Cleaning (Directions): Apply this product to soiled area with a mop, cloth, sponge, hand pump trigger sprayer or low pressure coarse sprayer. This product can be diluted at 1/2 ounce per gallon or other dilutions up to 1/2 ounce per gallon. Thoroughly wet soiled surface and scrub as necessary.

Disinfect Food Processing Premises (Directions): For use on non-food contact, hard non-porous environmental surfaces such as floors, walls, bathrooms, office areas and storage areas, add 1/2 ounce of this product per gallon of water (or equivalent dilution). For heavily soiled areas, a pre-cleaning step is required. Apply solution with a mop, cloth, sponge, hand pump trigger sprayer or low pressure coarse sprayer so as to wet all surfaces thoroughly. Allow to remain wet for 5 (to 10) minutes, then remove excess liquid. Before using this product, food products and packaging materials must be removed from the area or carefully protected.

Restaurant Premises Disinfection (Directions): For use on non-food contact, hard non-porous environmental surfaces such as floors, walls, bathrooms, office areas and storage areas, add 1/2 ounce of this product per gallon of water (or equivalent dilution). For heavily soiled areas, a pre-cleaning step is required. Apply solution with a cloth, sponge or hand pump trigger sprayer so as to wet all surfaces

Bracketed information is denoted as: { insert as noted }, (optional text), [required qualifier].
The term "this product" used throughout this document may be replaced with the marketed product brand name.
The term "x" is a place holder for numerical digits.
Punctuation and plural/singular word forms may be adjusted to allow for grammatical correctness.
Appropriate metric or imperial unit conversion may be added as optional supplemental information.

thoroughly. Allow the surface to remain wet for 5 (to 10) minutes, then remove excess liquid. This product cannot be used to clean utensils, glassware and dishes.

Toilet Bowl Disinfection (Directions): Prior to disinfection, remove gross filth or soils from surfaces with bowl brush. Add 1/2 ounce of this product to the bowl water. Brush or swab the bowl completely using a scrub brush or toilet mop making sure to get under the rim. Let stand for 5 (to 10) minutes and flush.

Non-Acid Toilet Bowl Disinfection/Cleaning (Directions): Remove gross filth prior to disinfection.

From concentrate: Add 3/4 to 1 ounce of this product to toilet bowl containing bowl water and mix. Brush thoroughly over exposed surfaces and under the rim, allow to stand for 5 (to 10) minutes and flush.

From use-solution: Empty toilet bowl or urinal and apply use-solution prepared by adding 1/2 ounce this product per gallon of water to exposed surfaces, brush or swab thoroughly under the rim with a cloth, mop, sponge or sprayer, allow to stand for 5 (to 10) minutes and flush.

For heavy duty use: Empty toilet bowl or urinal and apply use-solution prepared by adding 1 ounce of this product per gallon of water and apply to exposed surfaces, brush or swab thoroughly under the rim with a cloth, mop, sponge or sprayer, allow to stand for 5 (to 10) minutes and flush.

Shoe Bath Sanitizer (Directions): To prevent cross- contamination on treated surfaces into animal areas, and the packaging and storage areas of food plants, shoe baths containing one inch of freshly made use- solution should be placed at all entrances to buildings, hatcheries and all entrances to the production and packaging rooms. Scrape waterproof shoes and place in 1/2 ounce of this product per gallon of water (or equivalent use dilution) for 15 seconds prior to entering area. Change use- solution in the bath daily or sooner if use-solution appears dirty.

Shoe Foam Sanitizer (Directions): To prevent cross- contamination on treated surfaces into animal areas, and the packaging and storage areas of food plants, apply a foam layer approximately 0.5 to 2 inches thick made from a solution of 1/2 to 3/4 ounce per gallon of water (or equivalent dilution) at all entrances to buildings, hatcheries, production and packaging rooms by using a foam generating machine or aerator to apply foam layer. Follow the foaming directions as specified by the manufacturer of the foam generator/aerator. Scrape waterproof shoes. Stand and/or walk through foamed area for 15 seconds prior to entering area. Foam area should be washed and replaced daily or when it appears dirty.

To Control Mold and Mildew on Large, Inflatable, Hard Non-Porous Plastic and Rubber Structures (animals, promotional items, moonwalk, slides, obstacle course play equipment, exercise equipment, and wrestling mats) (Directions): Thoroughly clean all surfaces with soap or detergent and rinse with water. Saturate surfaces with a use-solution of 2 ounces of this product (product name) per 4 gallons of water (1/2 ounce per gallon of water) (or equivalent dilution) for a period of 10 minutes. Ventilate buildings and other closed spaces. Do not use equipment until treatment has been absorbed, set or dried.

Veterinary Practice/Animal Care/Animal Laboratory/Zoos/Pet Shop/Kennels Disinfection (Directions): For cleaning and disinfecting of the following hard non-porous surfaces: equipment not used for animal food or water, utensils, instruments, cages, kennels, stables, catteries, etc. Remove all animals and feed from premises, animal transportation vehicles, crates, etc. Remove all litter, droppings and manure from floors, walls and surfaces occupied or traversed by animals. Thoroughly clean all surfaces with soap or detergent and rinse with water. Saturate surfaces with a use-solution of 1/2 ounce of this product per gallon of water (or equivalent dilution) for a period of 5 (to 10) minutes. Ventilate buildings and other closed spaces. Do not house animals or employ equipment until treatment has been absorbed, set or dried.

Farm Premise (Poultry) (Swine) (Beef) (Cattle) Disinfection (Directions): Remove all animals and feed from premises, vehicles, coops, crates and enclosures. Do not use in milking stalls, milking parlors or milk houses. Remove all litter and manure from floors, walls and surfaces of barns, pens, stalls, chutes and other facilities and fixtures occupied or traversed by animals. Empty all troughs, racks and other feeding and watering appliances. For heavily soiled areas, a pre-cleaning step is required. Thoroughly clean all surfaces with soap or detergent and rinse with water. Saturate all hard non-porous surfaces using a cloth, mop, or low pressure coarse sprayer to thoroughly wet surface or immerse all halters, ropes and other types of equipment used in handling and restraining animals as well as forks, shovels and scrapers used in removing litter and manure with a use-solution of 1/2 ounce of this product per gallon of water (or equivalent dilution) for a period of 5 (to 10) minutes.

Ventilate buildings, cars, trucks, boats and other closed spaces. Do not house livestock or employ equipment until treatment has been absorbed, set or dried. Thoroughly scrub all treated feed racks, mangers, troughs, automatic feeders, fountains and waterers with soap or detergent and rinse with potable water before reuse. Prepare a fresh solution after each use.

Hatcheries (Directions): Use 1/2 ounce of this product per gallon of water (or equivalent dilution) to treat the following hard non-porous surfaces: hatchers, setters, trays, racks, carts, sexing tables, delivery trucks and other hard surfaces. All treated surfaces exposed to the use-solution must remain wet for 5 (to 10) minutes or more. Rinse with potable water before reuse and allow to air dry.

Vehicles (Directions): Clean all vehicles including mats, crates, cabs, and wheels with high pressure water. For heavily soiled vehicles use a detergent cleaner or this product at 1/2 or 3/4 ounce per gallon (or equivalent dilution). Use 1/2 ounces per gallon (or equivalent dilution) of this product to treat all vehicles. All treated surfaces exposed to the use-solution must remain wet for 5 (to 10) minutes or more. (Vehicle must air dry prior to entering or re-entering the roadway).

Dressing Plant Use (Directions): Disinfect equipment, walls and floors in poultry and animal dressing plants. Disinfect offal rooms, exterior walls and loading platforms of dressing plants. Cover or remove all food and packaging materials. Remove all gross soils. Saturate all surfaces with the use-solution: 1/2 ounce of this product per gallon of water (or equivalent dilution). Scrub to loosen all soils. Allow to soak for 5 (to 10) minutes and thoroughly rinse all wetted and cleaned surfaces with potable water.

Ultrasonic Bath Disinfectant (Directions): Use this product to disinfect hard non-porous non-critical objects compatible with Ultrasonic cleaning units. Pour fresh solution at 1/2 ounce of this product per gallon (or equivalent dilution) of water directly into bath chamber. Pre-clean heavily soiled objects. Place objects into unit and operate for a minimum of 5 (to 10) minutes, according to the manufacturer's directions. Remove objects and wash with sterile water (sterile water for injection) or allow to air dry. Prepare fresh solution for each use.

Disinfection of Hard Non-Porous Surfaces in Whirlpool Units (Directions): After using the whirlpool unit, drain and refill with fresh water to just cover the intake valve. Add 1/2 ounce of this product for each gallon of fresh water (or equivalent dilution) added. Start the pump to circulate the solution. Wash down the unit sides, seat of the chair, lift and any/all related equipment with a clean swab, brush or sponge. Treated surfaces must remain wet for 5 (to 10) minutes. After the unit has been thoroughly cleaned, drain the solution from the unit and rinse any/all cleaned surfaces with fresh water. Repeat for heavy soiled units.

Disinfection of Barber/Salon Tools (Directions): Immerse pre-cleaned hard non-porous barber/salon tools (combs, brushes, razors, manicure/pedicure tools, clippers, scissors, trimmer blades) in a use- solution (or equivalent dilution) of 1/2 ounce of this product per gallon of water (or equivalent dilution) for 5 (to 10) minutes. Rinse instruments thoroughly and dry before reuse. A fresh use- solution must be prepared daily or more often if the use-solution becomes (visibly dirty) (contaminated) (cloudy). **NOTE:** Plastics may remain immersed until ready to use. Stainless steel shears and instruments must be removed from the use-solution after 5 (to 10) minutes, rinsed, dried and kept in a clean, non-contaminated receptacle. Prolonged immersion may cause damage to stainless steel or metal instruments.

(Not for use in California)

ENTRYWAY SANITIZATION SYSTEMS (Directions): To prevent cross contamination on treated surfaces from area to area, set the system to deliver (1/2 to 3/4 ounces per gallon of water) (or equivalent dilution) of sanitizing solution. The (spray) (foam) should cover the entire path of the doorway. Set the system so that a continuous wet blanket of sanitizer solution is delivered to the floor. Do not mix other additives to the sanitizing solution.

(Not for use in California)

WATER AND SMOKE DAMAGE RESTORATION AGAINST ODOR-CAUSING BACTERIA AND FUNGI FOR INSTITUTIONAL, INDUSTRIAL AND HOSPITAL USE (Directions):

this product is suitable for use in water damage restoration situations against odor causing bacteria on the following porous and semi-porous materials: carpets, carpet cushion, sub floors, drywall, trim, and frame lumber, tackless strip and paneling. Mix 1/2 ounce of this product per gallon of water (or equivalent dilution), saturate affected materials with enough use-solution to remain wet for at least 5 (to 10) minutes. Use proper ventilation.

(Not for use in California)

SEWER BACKUP & RIVER FLOODING AGAINST ODOR- CAUSING BACTERIA (Directions):

During mitigation procedures, dilute 1/2 to 1 ounce of this product per gallon of water (or equivalent dilution) allowing for the diluting effect of absorbed water within saturated materials. Remove gross filth or heavy soil along with non- salvageable materials. Saturate all affected areas with a sprayer using a coarse spray tip, allow material to remain wet for 10 minutes before cleaning and extraction.

(Not for use in California)

TO CLEAN AND DEODERIZE CARPETS, CARPET CUSHIONS AND OTHER POROUS MATERIALS SUCH AS SUB FLOORS, DRYWALL, TRIM, AND FRAME LUMBER, TACKLESS STRIP AND PANELING AGAINST ODOR-CAUSING BACTERIA (Directions):

For water damage from a clean water source, extract excess water. Test hidden area for colorfastness. Mix 1/2 to 1 ounce of this product per gallon of water (or equivalent dilution), allowing for the diluting effect of absorbed water within saturated materials. Remove gross filth or heavy soil. Apply directly with a sprayer using a coarse spray tip, to fully saturate affected materials. Roll, brush or agitate into materials and allow the materials to remain damp for 5 (to 10) minutes. Follow with a thorough extraction. Dry rapidly and thoroughly.

(Not for use in California)

CARPET DEODORIZER AGAINST ODOR-CAUSING BACTERIA FOR INSTITUTIONAL, INDUSTRIAL AND HOSPITAL USE (Directions): This product deodorizes the carpet by controlling/reducing the growth of odor-causing bacteria. It can be used in industrial and institutional areas: motels, hotels, nursing homes and hospitals. Vacuum carpet thoroughly prior to application.

Mix 1/2 ounce of this product per gallon of water (or equivalent dilution). Follow the Injection and/or Extraction procedures as specified for any conventional potable steam cleaning equipment you are

using. For rotary floor machines, mix 1 ounce per gallon of water (or equivalent dilution) and spray on carpet at a rate of 300-500 sq. ft. per gallon. For truck mounted extraction machines mix 12 ounces of this product per gallon of water (or equivalent dilution) and meter at 4 gallons per hour.

For use on washable synthetic fibers. Do not use on wool. Test colorfastness of carpet before use. Apply diluted product to a small concealed spot, then rub with a clean white cloth. If color changes or transfers to cloth, a water-based product should not be used.

(Not for use in California)

After using the product, set carpet pile in one direction with a stiff brush. Place aluminum foil under the legs of furniture while carpet is drying. Over-wetting can cause carpet to shrink. Manufacturer assumes no responsibility for over-wetting misuse.

NOTE: This product must not be mixed with other cleaning products. Follow the cleaning procedures as specified by the manufacturer of the cleaning equipment.

(Not for use in California)

MUSHROOM FARM SANITIZATION – This product disinfects, cleans, and deodorizes in one step. Apply to surfaces which do not come in contact with the crop, compost or casing. Remove gross filth and heavy soil deposits using a shovel, broom or vacuum depending on the area to be disinfected. For heavily soiled areas, a pre-cleaning step is required. Apply this product at 1/2 ounce per gallon of water dilution (or equivalent dilution), thoroughly wetting the surfaces with a mop, sponge, cloth, spraying or soaking. Treated surfaces must remain wet for 5 (to 10) minutes and let air dry. The use-solution is prepared fresh for each use, then discarded. If greater detergency is required, dilute this product at 1 to 2 ounces per gallon of water (or equivalent dilution). Bactericidal when diluted at 1/2 ounce per gallon (or equivalent dilution), this product demonstrates effective disinfectant activity against the following **mushroom** pathogens: *Pseudomonas tolaasii* (Blotch Disease) and *Pseudomonas* sp. (Mummy Disease). **DO NOT APPLY TO MUSHROOM CROP, COMPOST OR CASING.** For Foot Dip of Waterproof Footwear use this product at 1/2 ounce per gallon of water in foot dip tray. Shoe baths must contain at least 1 inch of freshly made solution and must be placed at the entrances to buildings. Scrape shoes and place in diluted solution for 5 (to 10) minutes before entering building. Change solution in bath daily or sooner if solution appears dirty.

(Not for use in California)

CITRUS CANKER CONTROL – For prevention of Citrus Canker Disease through treatment of equipment. This product, when used at a 1:164 dilution (2000 ppm active quaternary) (or) (0.79 ounces per gallon of water) (or equivalent dilution), is effective against *Xanthomonas axonopodis* pathovar citri (Citrus Canker). Treat all trucks, vehicles, and equipment thoroughly at the 1:164 dilution. Treatment can be applied to trucks, attached trailers, field harvesting equipment; including cargo area, wheels, tires, under carriage, hood, roof, fenders and any other part of transportation equipment that can be taken into infested areas. To prevent the spread of Citrus Canker by this artificial means of transportation, treatments are made by trigger spraying, dipping or brushing, using the maximum rate of 2000 ppm quaternary. After use, all surfaces which come in contact with food or crop must be rinsed with potable water.

(Not for use in California)

DIRECTIONS FOR FOGGING DEVICES

ALL SURFACES MUST BE CLEANED IN ACCORDANCE WITH LABEL DIRECTIONS PRIOR TO FOGGING. TREATMENT OF HATCHERY ROOMS USING FOGGING DEVICES: Remove all animals and feed from premises, vehicles and enclosures. Remove all litter and manure from floors, walls and surfaces of the room to be treated. Empty all troughs, racks and other feeding and watering appliances. Close room off so fog is confined to room to be treated. Wear a dust mist respirator when mixing the use- solution and pouring it into the fogging apparatus. Mix one part of

this product to ten parts water (1/2 gallon of this product to 10 gallons water)(or equivalent dilution). Insert the nozzle of the fogger through a suitable opening into the room. With the setting in maximum output, fog for one minute for each 4000 cubic feet of space in the room. When fogging is completed, ventilate buildings and other closed spaces. Do not house livestock or employ equipment until treatment surfaces with soap or detergent and rinse with water.

Directions for Incubators and Hatchers using Fogging Devices: Wear a dust mist respirator when mixing the use-solution and pouring it into the fogging apparatus. Mix 6 ounces of this product to 122 ounces of water. Fog 3-8 ounces of this use-solution into setters and hatchers immediately after transfer. Repeat daily in setters and every 12 hours in hatchers. Discontinue hatcher treatments at least 24 hours prior to pulling the hatch. Do not allow people to contact or breathe this fog and do not enter until the fog has settled (2 hours after fogging is completed). It is acceptable to fog setters and hatchers with a 1/2 ounce per gallon use-solution (or equivalent dilution) of this product on an hourly or every other hour basis. If this is done, fog for 30-90 seconds.

(Not for use in California)

once per hour or once every two hours. Thoroughly scrub all treated feed racks, mangers, troughs, automatic feeders, fountains and waterers with soap or detergent, and rinse with potable water before reuse.

(Not for use in California)

Directions for Water and Smoke Damage Restoration Using Fogging Devices: This product is suitable for use in water damage restoration situations to control odor causing bacteria and fungi. Clean the room to be treated to remove all litter and gross filth from floors, walls and surfaces. Close room off so fog is confined to room to be treated. Wear a dust mist respirator when mixing the use-solution and pouring it into the fogging apparatus. Mix 1 part of this product to 4 parts water (or equivalent dilution)(1/2 gallon of this product to 2 gallons water). Insert the nozzle of the fogger through a suitable opening into the room. With the setting in maximum output, fog for one minute for each 4000 cubic feet of space in the room. When fogging is completed, ventilate buildings and other closed spaces.

NOTE: The fog generated is irritating to the eyes, skin and mucous membranes. Do not under any circumstances enter a room or building within two hours of the actual fogging and a minimum of 4 air exchanges (ACH) per hour in the facility. If the building must be entered, the individuals must wear a self-contained respirator approved by NIOSH/MSHA, goggles, long sleeves and long pants. **FOGGING IS TO BE USED AS AN ADJUNCT TO ACCEPTABLE MANUAL CLEANING OF ROOM AND MACHINE SURFACES.**

DILUTION SYSTEM SPECIFIC DIRECTIONS FOR USE

(Automatic Dilution)(Dilution System Name) ((Closed)(Open) Loop): (Concentrated product – dilute before using)

ATTACH this product (PRODUCT NAME) TO THE AUTOMATIC DILUTION CENTER: Remove white cap from product bottle. DO NOT REMOVE purple PLUG FROM BOTTLE THROAT! Attach the bottle to the automatic dilution center by screwing on matching purple dispensing cap connected to dilution center.

Push down while screwing on cap. This dispensing system delivers 1/2 oz. per gallon of water (1:256) use solution.

Automated Dilution System (Dilution System Name): Remove cap/spray nozzle from empty container. Fill empty container with a newly prepared use-solution. Replace cap/spray nozzle. Place correct use- dilution label on newly filled container.

Smart Mix Pro Dispensing System:

1. Fill Smart Mix Pro pouch with cold water to the fill line arrow below the cap.
2. Fold and Squeeze the chemical concentrate to burst inner pouch.
3. Shake the bag to mix chemical fully.
4. Use the push button to fill the bottle.

Once water and concentrate are mixed, 1 gallon (3.8 Liters) of ready to use (disinfecting/cleaning) (disinfecting) solution.

Integrated Dispensing System (Name of Integrated Dispensing System) (Control Knob Key) -
Attach to source of potable water with quick connect attachment.



Rotate control knob to (1:256)(1:256) for low flow rate applications such as filling trigger spray bottle.



Rotate control knob to (1:256)() for high flow rate applications as filling a mop bucket.
1:256

Squeeze handle to dispense a 1 oz. per gallon of water (1:256) use solution of product.

PACKETS: *Pre-measured tear open packets* – (Simply) (tear) open and pour contents into x gallons of water (for a 1:256 dilution). Keep packets in box until ready to use.

or

Pour contents of (x oz)(1 or 2 oz) packet into (x)(4 or 8) gallons of water to yield 1:256 dilution. Keep packets in box until ready to use.

INTERMEDIATE SERVICE SOLUTION CONTAINER:

1. Create Intermediate Service Solution by combining (x oz product) (x packet(s)) and x (oz) (gal) water for a (x:x) intermediate dilution.
2. Combine x (oz) of the Intermediate Service Solution and x (oz)(gal) water to achieve the final use dilution of 1:256.
3. Follow Directions for Use for (Sanitization), (Disinfection), (Insert applicable use header).

The following language is required for products supplied with supplemental labeling: inserts, hang tags and reference sheets.

The following language is required to appear on inserts, hangtags and reference sheets:

It is a violation of Federal Law to use this product in a manner inconsistent with its labeling. Labeling must be in the possession of the user at the time of using the product. See container label for FIRST AID and PRECAUTIONARY STATEMENTS and complete DIRECTIONS for USE before applying. Use of this product is subject to the precautions and limitations imposed by the label affixed to the container for this product.

The following language is required to appear on the container label:

See (insert) (hangtag) (reference sheet) for (complete) (additional) information.

Bracketed information is denoted as: { insert as noted }, (optional text), [required qualifier].
The term "this product" used throughout this document may be replaced with the marketed product brand name.
The term "x" is a place holder for numerical digits.
Punctuation and plural/singular word forms may be adjusted to allow for grammatical correctness.
Appropriate metric or imperial unit conversion may be added as optional supplemental information.

PACKET LABEL UNIT PACKAGING

**(2, 4, or x) OUNCE PACKET LABEL TO BE USED WITH MASTER CONTAINER LABEL:
MIX EACH PACKET WITH (4, 8, or x) GALLONS OF WATER:**

(Note to reviewer: x ounce packets and corresponding x amount of water will be adjusted to yield equivalent dilution in accordance with directions for use on this label)

**SC-5:256HN / Product Brand Name
1839-**

ACTIVE INGREDIENTS

Didecyl dimethyl ammonium chloride.....	19.584%
Alkyl (50% C ₁₄ , 40% C ₁₂ , 10% C ₁₆)	13.056%
dimethyl benzyl ammonium chloride	
(OTHER)(INERT) INGREDIENTS	<u>67.360%</u>
Total	100.000%

**KEEP OUT OF REACH OF CHILDREN
DANGER**

See master label for additional precautionary statements and use directions.

Disposal – Do not reuse; discard empty packet by putting in trash.

EPA REG. NO. 1839- EPA EST. NO. (1839-IL-01)(xxxx-xx-xxx)

STEPAN COMPANY
22 West Frontage Road • Northfield, IL 60093

Pour contents of packet into XX gallons of water for a 1:256 dilution.

NET CONTENTS: XX (ounces)(oz) per packet

Page 19 of 20

Amended 11/01/2017

EPA Reg. No. 1839-245

Bracketed information is denoted as: { insert as noted }, (optional text), [required qualifier].
The term "this product" used throughout this document may be replaced with the marketed product brand name.
The term "x" is a place holder for numerical digits.
Punctuation and plural/singular word forms may be adjusted to allow for grammatical correctness.
Appropriate metric or imperial unit conversion may be added as optional supplemental information.

GRAPHICS

General

(packet)

(packet ripped open)

(packet being poured)

(intermediate service solution container)

(spray dispensing container)

(dispensing of product from intermediate service solution container to spray dispensing container)

(sink with faucet)

(work station tub or sink)

(rubber gloves)

Automatic Dilution System



Integrated Dispensing System



OFF



WATER

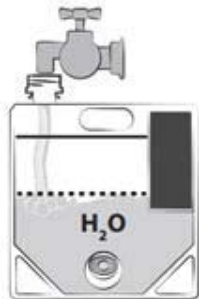
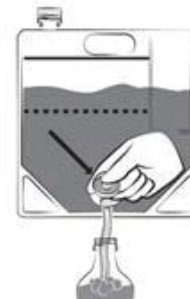
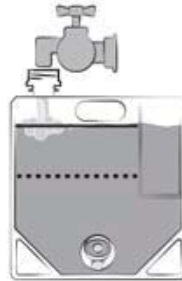


1:256



1:256

Smart Mix Pro™ dispensing system



Page 20 of 20

Amended 11/01/2017

EPA Reg. No. 1839-245

Bracketed information is denoted as: { insert as noted }, (optional text), [required qualifier].

The term "this product" used throughout this document may be replaced with the marketed product brand name.

The term "x" is a place holder for numerical digits.

Punctuation and plural/singular word forms may be adjusted to allow for grammatical correctness.

Appropriate metric or imperial unit conversion may be added as optional supplemental information.