

JUN -5 2012

Mr Thomas W Isaac  
Senior Regulatory Specialist  
Stepan Company  
22 W Frontage Rd  
Northfield, Illinois 60093

Subject **BTC® 1210 WT80**  
EPA Registration Number 1839-226  
Application Dated March 6, 2012  
EPA Received March 8, 2012

Dear Mr Isaac

The following amendment submitted in connection with registration under the Federal Insecticide, Fungicide and Rodenticide Act (FIFRA), as amended, is acceptable


**Proposed Amendment**

- To expand the "Oil Field application" site to include the "Fracturing Operations" within the oil field

**General Comments**

A stamped copy of the acceptable labeling is enclosed Submit one (1) copy of your final printed labeling before distributing or selling the product bearing the revised labeling

Should you have any questions or comments concerning this letter, please contact Drusilla Copeland at (703) 308-6224

Sincerely,  


Velma Noble  
Product Manager (31)  
Regulatory Management Branch I  
Antimicrobials Division (7510P)

~~Enclosure stamped label~~

**CONCURRENCES**

<b>SYMBOL</b>								
<b>SURNAME</b>								
<b>DATE</b>								



# BTC® 1210 WT80

For control of algae algal fungal and bacterial slimes  
in Industrial and/or Commercial Recirculating Cooling Water Towers and  
in Pulp Paper Mills and Paper Manufacturing Oil Field Water Flood or Salt Water Disposal Systems  
Oil Drilling Muds/Packer Fluids Fracturing and Stimulation Fluids Gas Recovery Injection Water Systems  
and Gas/Oil Pipeline/Systems Maintenance

**ACTIVE INGREDIENTS**

Didecyl dimethyl ammonium chloride	48 0%
Alkyl (50% C <sub>14</sub> 40% C <sub>12</sub> 10% C <sub>16</sub> ) dimethyl benzyl ammonium chloride	32 0%
<b>INERT INGREDIENTS</b>	20 0%
<b>TOTAL</b>	100 0%

**KEEP OUT OF REACH OF CHILDREN  
DANGER**

**FIRST AID**

**Have the product container or label with you when calling a poison control center or doctor, or going for treatment**

**If in eyes** Hold eye open and rinse slowly and gently with water for 15-20 minutes Remove contact lenses if present after the first 5 minutes then continue rinsing eye Call a poison control center or doctor for treatment advice

**If on skin or clothing** Take off contaminated clothing Rinse skin immediately with plenty of water for 15-20 minutes Call a poison control center or doctor for treatment advice

**If swallowed** Call a poison control center or doctor immediately for treatment advice Have person sip a glass of water if able to swallow Do not induce vomiting unless told to do so by a poison control center or doctor Do not give anything by mouth to an unconscious person

**If inhaled** Move person to fresh air If person is not breathing call 911 or an ambulance then give artificial respiration preferably mouth-to-mouth if possible Call a poison control center or doctor for further treatment advice

*(Optional)* **HOT LINE NUMBER** You may also contact 1-XXX-XXX-XXXX for emergency medical treatment information

**NOTE TO PHYSICIAN** Probable mucosal damage may contraindicate the use of gastric lavage

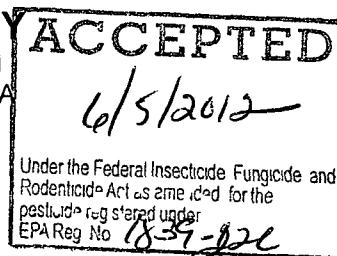
SEE SIDE (BACK) PANEL(S) FOR ADDITIONAL PRECAUTIONARY STATEMENTS

EPA REG NO 1839-226

EPA EST NO 1839-IL-01

**STEPAN COMPANY**  
22 West Frontage Road  
Northfield IL 60093 USA

NET CONTENTS



**DIRECTIONS FOR USE**

It is a violation of Federal Law to use this product in a manner inconsistent with its labeling

**THIS PRODUCT (OR PRODUCT NAME) IS A CATIONIC MATERIAL**

Do not use water containing residues from use of this product to irrigate crops for food or feed

Use of the product in either public/municipal or single or multiple family private/residential potable/drinking water systems is strictly prohibited Use of the product in any cooling water system that discharges effluent within 1/4 mile of either a public/municipal or single or multiple family private/residential potable/drinking water intake is strictly prohibited

**INDUSTRIAL AND/OR COMMERCIAL RECIRCULATING COOLING WATER TOWERS SLUG OR INTERMITTENT FEEDING**

**Initial Product Application**

When growth is evident apply 1.6-3.1 fluid ounces (12.5-24 ppm) of this product (or product name) per 1000 gallons of contained water This dose may be repeated until control is achieved When heavy growth is present system should be cleaned before treatment is begun

- 1 **Dosing Location** This product (or product name) is to be applied at a point in the system where it will be uniformly mixed such as at the sump
- 2 **Dosing Conditions** This product (or product name) must be applied when the system is in jeopardy of being affected or after cleaning systems where efficiency is already impaired Tower bleed off valves must be closed to permit a retention time of 4 hours

**Subsequent Product Application**

When microbial control is evident apply 0.9-1.9 fluid ounces (7-15 ppm) of this product (or product name) per 1000 gallons of contained water The above directions must be followed once per week or as needed to maintain control

**PULP AND PAPER MILLS AND PAPER MANUFACTURING**

**Slimicide Application**

This product (or product name) can be used as a slimicide in the manufacture of paper and paperboard that contacts food Depending on the type of stock quality of raw water complexity of the system and degree of contamination apply 0.25-50 pounds of this product (or product name) per ton (dry basis) of pulp or paper produced If this product (or product name) is used to treat whitewater alternatively apply 0.50-100 pounds of this product (or product name) per 100 000 gallons of whitewater to be treated (0.6-127 ppm product)

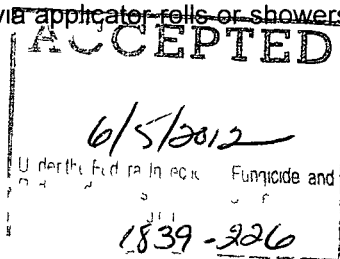
**Dosing Application** This product (or product name) is to be applied at a point in the system where it will be uniformly mixed such as at the suction side of the pump This product (or product name) must be fed as early as possible in the system Additions of this product (or product name) must be made at a point in the system where mixing action is good Suitable sites are the hydropulper suction side of the machine chest or broke system pump Badly fouled process systems must be cleaned before initial treatment

**Control of Bacterial, Fungi/Mold & Algae on Pulp, Paperboard & Wet Lap**

This product (or product name) is used to inhibit bacteria fungi/mold and algae growth which causes discoloration odor and degradation in paper paperboard or wet lap

Application of this product (or product name) should be made at a point in the system where mixing action is good Application can also be made at the size press or water box Apply at a rate of 0.25-50 pounds of this product (or product name) per ton (dry basis) of pulp or paperboard produced

**Dosing Application** This product (or product name) may be drip fed continuously from the drum diluted and showered to the wet sheet or fed by suitable pumps For inhibition of bacteria fungi mold and algae growth which causes discoloration odor and degradation on wet lap or sheet pulp this product (or product name) must be applied to the dewatered pulp surface via applicator rolls or showers Application can also be made at the size press or water box



### OIL FIELD WATER FLOOD OR SALT WATER DISPOSAL

(Do not apply in Marine and Estuarine Oil Fields )

To control slime forming and sulfate reducing bacteria (*Desulfovibrio desulfuricans*) (this product or product name) must be added to a water flood system at a point of uniform mixing

**Initial Treatment** When the system is noticeably contaminated add 50-750 ppm of (this product or product name) (25-375 ppm active quaternary) (6 5-96 ounces per 1000 gallons of flood water) Repeat until control is achieved

**Continuous Dose** Add (4-60 ounces per 1000 gallons of water) (3-44 gallons per 3000 barrels of water) (25-375 ppm active quaternary) Levels for effective control will vary depending on conditions at the site

**Intermittent Dose** Add 62 5-469 ppm of (this product or product name) (8-60 ounces per 1000 gallons of water) (6-44 gallons per 3000 barrels of water) (50-375 ppm active quaternary) for 4-8 hours per day 1-4 times per week as needed to maintain control

Add this product directly from the drum with the proper type of metering equipment

### DRILLING, COMPLETION, AND WORKOVER FLUIDS

To control slime forming and sulfate reducing bacteria (*Desulfovibrio desulfuricans*) (this product or product name) must be added to a drilling fluid system at a point of uniform mixing such as the recirculating mud tank

**Initial Treatment** Add 94-469 ppm of (this product or product name) (12-60 ounces per 1000 gallons of fluid) (9-44 gallons per 3000 barrels of fluid) (75-375 ppm active quaternary) to a freshly produced fluid dependent on the severity of the contamination

**Maintenance Dose** Maintain a concentration of 94-469 ppm of (this product or product name) by adding (12-60 ounces per 1000 gallons of fluid) (9-44 gallons per 3000 barrels of fluid) (75-375 ppm active quaternary) to freshly produced fluid or as needed depending on the severity of contamination

### PACKER FLUIDS

(This product or product name) must be added to a packer fluid at a point of uniform mixing like the recirculating holding tank Add 94-469 ppm of (this product or product name) by adding (12-60 ounces per 1000 gallons of fluid) (9-44 gallons per 3000 barrels of fluid) (75-375 ppm active quaternary) to freshly produced fluid depending on the severity of contamination Seal the packer fluid in the wall between the casing and the production tube

### GAS PRODUCTION AND TRANSMISSION PIPELINES AND SYSTEMS

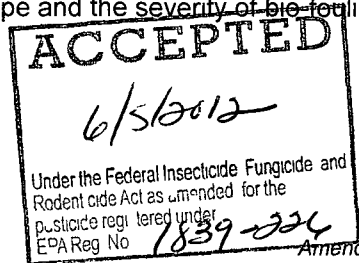
(This product or product name) must be added at 4-60 ounces per 1000 gallons of water (25-375 ppm active quaternary) via direct injection to a gas production or transmission pipeline to maintain 31-469 ppm of product The application must be conducted to ensure maximum distribution of (this product or product name) through the entire internal surface of the pipeline To facilitate application it may be desirable to dilute (this product or product name) with an appropriate solvent immediately before use Injections must be done on a weekly basis at a minimum or more frequently as needed to maintain control

### GAS STORAGE WELLS AND SYSTEMS

Individual injection wells must be treated with a sufficient quantity of (this product or product name) by adding 36-108 ounces per 1000 gallons of water (225-675 ppm active quaternary) to produce a concentration of 281-844 ppm of product when diluted by the water present in the formation

### PIPELINE PIGGING AND SCRAPING OPERATIONS

Add (this product or product name) to a slug of water immediately following the scraper (ideally this water volume can be kept to a minimum and contained between the scraper and the trailing pig) Sufficient (product or trade name) must be added to produce a concentration of 0.625-1.875% (0.08-1.875% gallons per 100 gallons of water) depending on the length of pipe and the severity of bio-fouling



**(FRACTURING FLUIDS) (STIMULATION FLUIDS)**

(This product) (product name) should be added to a (fracturing fluid) (stimulation fluid) at a point of uniform mixing such as the area of addition of make up water to the holding tank

**Initial Treatment** When the system is noticeably contaminated add 90-720 ppm (0.09-0.72 gallons (this product) (product name) per 1000 gallons of (fracturing fluid) (stimulation fluid)) Repeat until control is achieved

**Subsequent Dose** When microbial control is evident add 90-720 ppm (this product)(product name) (0.09-0.72 gallons (this product) (product name) per 1000 gallons (fracturing fluid) (stimulation fluid)) weekly or as needed to maintain control

**Note to Reviewer** *The wording in parentheses is optional and either can appear on the in-commerce label*

**PRECAUTIONARY STATEMENTS  
HAZARDS TO HUMANS AND DOMESTIC ANIMALS**

DANGER Corrosive Causes irreversible eye damage and skin burns May be fatal if inhaled May be fatal if swallowed Harmful if absorbed through the skin Do not get in eyes on skin or on clothing Do not breathe vapor or spray mist Wear protective eyewear (goggles face shield or safety glasses) Wear protective clothing and rubber gloves Wash thoroughly with soap and water after handling and before eating drinking or using tobacco Remove contaminated clothing and wash clothing before reuse Prolonged or frequently repeated skin contact may cause allergic reactions in some individuals

*(The following label statement must be retained for containers sizes of 5 gallons or more )*

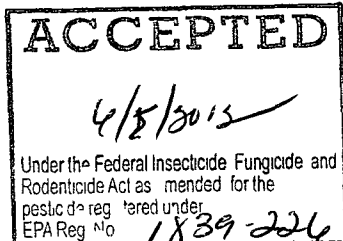
**ENVIRONMENTAL HAZARD**

This product is toxic to fish aquatic invertebrates oysters and shrimp Do not discharge effluent containing this product into lakes streams ponds estuaries oceans or other waters unless in accordance with the requirements of a National Pollutant Discharge Elimination System (NPDES) permit and the permitting authority has been notified in writing prior to discharge Do not discharge effluent containing this product into sewer systems without previously notifying the local sewage treatment plant authority For guidance contact your State Water Board or Regional Office of the EPA

**PHYSICAL OR CHEMICAL HAZARDS**

Do not use or store near heat or open flame Do not mix with oxidizers soap or other anionic materials

.....  
.....  
.....  
.....  
.....



### STORAGE AND DISPOSAL

Do not contaminate water, food or feed by storage or disposal

#### PESTICIDE STORAGE

Open dumping is prohibited. Store only in original container. Do not reuse empty container. If a leaky container must be contained within another, mark the outer container to identify the contents. Store pesticides away from food, pet food, feed, seed, fertilizers and veterinary supplies. Keep this product under locked storage sufficient to make it inaccessible to children or persons unfamiliar with its proper use.

#### PESTICIDE DISPOSAL

Pesticide wastes are acutely hazardous. Improper disposal of excess pesticide, spray mixture or rinsate is a violation of Federal Law. If these wastes cannot be disposed of by use according to label instructions, contact your State Pesticide or Environmental Control Agency or the Hazardous Waste Representative at the nearest EPA Regional Office for guidance.

#### CONTAINER DISPOSAL

Nonrefillable container. Do not reuse this container to hold materials other than pesticides or diluted pesticides (rinsate). Offer for recycling if available or puncture and dispose in a sanitary landfill or by other procedures approved by state and local authorities.

*(For containers equal to or less than 5 gallons)*

#### RESIDUE REMOVAL INSTRUCTIONS

Triple rinse container (or equivalent) promptly after emptying. Triple rinse as follows: Fill container with 1/4 full with water and recap. Shake 10 seconds. Follow Pesticide Disposal instructions for rinsate disposal. Drain for 10 seconds after the flow begins to drip. Repeat procedure two more times.

*(For containers greater than 5 gallons)*

#### RESIDUE REMOVAL INSTRUCTIONS

Triple rinse container (or equivalent) promptly after emptying. Triple rinse as follows: Fill container with 1/4 full with water. Replace and tighten closures. Tip container on its side and roll it back and forth, ensuring at least one complete revolution for 30 seconds. Stand the container on its end and tip it back and forth several times. Turn the container over its other end and tip it back and forth several times. Follow Pesticide Disposal instructions for rinsate disposal. Repeat procedure two more times.

#### SPILL OR LEAK PROCEDURES

Small spills may be mopped up, flushed away with water or absorbed on some absorbent material and incinerated. Large spills should be contained. The material then moved into containers and disposed of by approved methods for hazardous wastes.

**Batch Code** *(can be placed on container or on the label)*

ccc c  
c c c  
c c c  
c c c  
c c c  
c c c  
c c c  
c c c  
c c c  
c c c

