



UNITED STATES ENVIRONMENTAL PROTECTION AGENCY
WASHINGTON, DC 20460

OFFICE OF CHEMICAL SAFETY
AND POLLUTION PREVENTION

April 28, 2021

Amanda Burwell
Stepan
22 W Frontage Rd.
Northfield, Illinois 60093

Subject: PRIA Label Amendment – Add SARs-CoV-2 Claims
Product Name: SC-NDC-64
EPA Registration Number: 1839-216
Application Date: December 23, 2020
Action Case Number/Decision Number: 00216777

Dear Ms. Amanda:

The amended label referred to above, submitted in connection with registration under the Federal Insecticide, Fungicide and Rodenticide Act (FIFRA), as amended, is acceptable. This approval does not affect any conditions that were previously imposed on this registration. You continue to be subject to existing conditions on your registration and any deadlines connected with them.

A stamped copy of your labeling is enclosed for your records. This labeling supersedes all previously accepted labeling. Pursuant to 40 CFR 156.10(a)(6), you must submit one copy of the final printed labeling before you release the product for shipment with the new labeling. In accordance with 40 CFR 152.130(c), you may distribute or sell this product under the previously approved labeling for 18 months from the date of this letter. After 18 months, you may only distribute or sell this product if it bears this new revised labeling or subsequently approved labeling. "To distribute or sell" is defined under FIFRA section 2(gg) and its implementing regulation at 40 CFR 152.3.

Should you wish to add/retain a reference to the company's website on your label, then please be aware that the website becomes labeling under FIFRA and is subject to review by the Agency. See FIFRA section 2(p)(2). If the website is false or misleading, the product would be misbranded and unlawful to sell or distribute under FIFRA section 12(a)(1)(E). 40 CFR 156.10(a)(5) list examples of statements EPA may consider false or misleading. In addition, regardless of whether a website is referenced on your product's label, claims made on the website may not substantially differ from those claims approved through the registration process, FIFRA section 12(a)(1)(B). Therefore, should the Agency find or if it is brought to our attention that a website contains false or misleading statements or claims substantially differing from the EPA approved registration, the website will be referred to the EPA's Office of Enforcement and Compliance.

Your release for shipment of the product constitutes acceptance of these conditions. If these conditions are not complied with, the registration will be subject to cancellation in accordance

Page 2 of 2
EPA Reg. No. 1839-216
Action Case No./Decision No. 00216777

with FIFRA section 6. If you have any questions, please contact Tiffany Green by phone at 703-347-0314, or via email at green.tiffany@epa.gov.

Sincerely,



Aline Heffernan
Acting Product Manager Team 31
Regulatory Management Branch I
Antimicrobials Division (7510P)
Office of Pesticide Programs

Enclosure: Stamped Label

SC-NDC-64

ACCEPTED

Apr 28, 2021

Under the Federal Insecticide, Fungicide
and Rodenticide Act as amended, for the
pesticide registered under
EPA Reg. No. 1839-216

- CLEANER
- DISINFECTANT
- DETERGENT
- *VIRUCIDE
- FUNGICIDE (against pathogenic fungi)
- MILDEWCIDE
- DEODORIZER

- CITRUS CANKER CONTROL (*Not for Use in California*)
- MUSHROOM FARM SANITATION (*Not for Use in California*)

- KILLS (99.9%¹ of) GERMS
- Kills 99.9% of *Viruses (Bacteria) (and) (Fungi) (on hard, non-porous household surfaces)
- Effective in the presence of 5% serum contamination
- For Home, Hospital, Institutional and Industrial Use
- For Farm, School, Restaurant, Food Handling and Processing Areas,
Equine, Poultry/Turkey Farm, Bar, Tavern and Institutional Kitchen Use
- Formulated for Effective Farm Premise Sanitation
- Formulated for Effective Poultry Premise Sanitation
- Formulated for Effective Swine Premise Sanitation
- Formulated for Effective Veterinary Practice/Animal Care/Animal Laboratory Disinfection
- One-Step Disinfectant, Cleaner and Deodorant¹
- *Bactericidal/Fungicidal/*Virucidal
- Contains no phosphorous nor nonyl phenol ethoxylate detergents
- **Kills 99.9% of bacteria in (just) 15 seconds

ACTIVE INGREDIENTS

Didecyl dimethyl ammonium chloride 3.144%
N-Alkyl (50% C₁₄, 40% C₁₂, 10% C₁₆)
dimethyl benzyl ammonium chloride.....2.096%

INERT INGREDIENTS..... 94.760%
Total 100.000%

KEEP OUT OF REACH OF CHILDREN

DANGER

{Note to Reviewer: In accordance with 40 CFR 156.68(d), all first aid statements, as prescribed, will appear on the front panel of the product label.}

FIRST AID

Have the product container or label with you when calling a poison control center or doctor, or going for treatment.

If in eyes: Hold eye open and rinse slowly and gently with water for 15-20 minutes. Remove contact lenses, if present, after the first 5 minutes, then continue rinsing eye. Call a poison control center or doctor for treatment advice.

If on skin or clothing: Take off contaminated clothing. Rinse skin immediately with plenty of water for 15-20 minutes. Call poison control center or doctor for treatment advice.

If swallowed: Call poison control center or doctor immediately for treatment advice. Have person sip a glass of water if able to swallow. Do not induce vomiting unless told to do so by the poison control center or doctor. Do not give anything by mouth to an unconscious person.

If inhaled: Move person to fresh air. If person is not breathing, call 911 or an ambulance then give artificial respiration, preferably by mouth-to-mouth, if possible. Call a poison control center or doctor for further treatment advice.

HOTLINE NUMBER (OPTIONAL) You may contact xxx/xxx-xxxx for emergency medical treatment information.

NOTE TO PHYSICIAN

Probable mucosal damage may contraindicate the use of gastric lavage.

See side (back) panel for additional precautionary statements.

EPA REG. NO. 1839-216

EPA EST. NO. (as indicated on container)

STEPAN COMPANY

22 West Frontage Road
Northfield, IL 60093

NET CONTENTS

(OPTIONAL) NET CONTENTS: XX ounces per packet

SC-NDC-64 (This product or product name) is a phosphate-free, pH neutral formulation designed to provide effective cleaning, deodorizing, and disinfection¹ on hard, non-porous surfaces for (hospitals), (nursing homes), (schools), (households), (colleges), (veterinary clinics), (animal life science laboratories), (food processing plants), (food service establishments), (transportation terminals), (office buildings), (manufacturing facilities), (hotels), (lodging establishments), (retail business), (athletic/recreation facilities), (sports stadiums), (amphitheaters) (and) (convention centers) where housekeeping is of prime importance in controlling cross contamination.

For use in federally inspected meat and poultry plants.

SC-NDC-64 (this product or product name) for use in:

- Hospitals, nursing homes, medical and dental offices and clinics, operating rooms, isolation wards, and medical research facilities.
- Restaurants and bars, cafeterias, institutional kitchens, fast food operations and food storage areas.
- Supermarkets, convenience stores, retail and wholesale establishments, dressing rooms and laundries.
- Crime scenes and funeral homes.
- Institutional facilities, laboratories, factories, business and office buildings, restrooms, hotels and motels and transportation terminals.
- (Institutional) (household) kitchens and bathrooms.
- Institutions, schools and colleges, churches, classrooms, athletic facilities and locker rooms.
- Camp grounds, play grounds, and recreational facilities.
- Food processing plants, dairy farms, hog farms, poultry and turkey farms and egg processing plants.
- Veterinary clinics, animal life science laboratories, kennels, breeding and grooming establishments, pet animal quarters, zoos, pet shops, and other animal care facilities.
- Automotive garages, boats, ships, campers, trailers, mobile homes, cars, buses, trains, taxis and airplanes.
- Health clubs, spas, tanning spas, massage/facial salons, hair/nail salons, barber/beauty shops, tattoo parlors.
- (This product or product name) is a one step¹ neutral pH disinfectant that is effective against a broad spectrum of bacteria, is *virucidal (including HIV-1, HCV and HBV) and inhibits the growth of mold and mildew and their odors when use as directed.
- SC-NDC-64 (This product or product name) saves time, labor, and cost. It is especially formulated to be non-dulling to floor finishes and requires no rinsing.
- SC-NDC-64 (this product or product name) is a broad-spectrum germicide¹, cleaner, and deodorant that is effective at 1:64 (2 ounces per gallon) dilution in the presence of 400 ppm hard water (calculated as CaCO₃) plus 5% organic blood serum.
- (This product or product name), when used as directed, is formulated to disinfect hard, non-porous, inanimate, non-food contact environmental surfaces: (floors), (walls), (metal), (stainless steel), (chrome), (glazed porcelain) (tile), (glazed ceramic) (tile), (plastic), (vanity tops), (shower stalls), (bathtubs), (tubs), (cabinets), (glass), (sealed granite), (sealed marble), (vinyl), (tables), (chairs), (desks), (bed frames), (doorknobs), (garbage cans), (non-wooden picnic tables), (non-wooden outdoor furniture), (telephones), (counter tops), (sinks), (refrigerator exteriors), (room-temperature coolers), (freezer exteriors), (room-temperature stovetops), (appliances), (equipment), (shelves), (racks), (carts), (shower doors), (shower curtains), (toilets), (urinals), (restroom fixtures), (kennels),(cages), (windows), (mirrors).
- For larger areas such as operating rooms, patient care facilities, and restrooms, (this product or product name) is designed to provide both general cleaning and disinfecting¹.
- Large inflatable non-porous plastic (rubber) (advertising) structures: animals, promotional items, moonwalks, slides, obstacle course play equipment, exercise equipment, exercise mats, wrestling mats.

(This product or product name) deodorizes those areas which generally are hard to keep fresh smelling, such as garbage storage areas, empty garbage bins and cans, toilet bowls, and other areas which are prone to odors caused by microorganisms.

(This product or product name) is a no rinse neutral pH disinfectant cleaner that disinfects, cleans and deodorizes hard, non-porous surfaces in one labor saving step¹.

When used as directed, (this product or product name) will deodorize surfaces in toilet areas, garbage cans and garbage storage areas, and other places where bacterial growth can cause malodors.

(This product or product name) is formulated to a neutral pH, yet provides effective cleaning strength that will not dull high gloss floor finishes.

(This product or product name) cleans, shines, deodorizes and disinfects¹ all hard non-porous surfaces listed on the label. It inhibits the growth of mold and mildew, leaving bathrooms and kitchens clean and fresh smelling.

(This product or product name) will not scratch (showers) (tubs) (shower doors) (fixtures) (and) (toilet bowls).

(This product or product name) is for use in institutional kitchens and bathrooms.

(This product or product name) is an economical concentrate that can be used with a mop and bucket, trigger sprayers or sponge.

Use (this product or product name) to clean and disinfect¹ non-porous personal protective safety equipment, protective headgear, hard hats, half mask respirators, full face breathing apparatus, gas masks, goggles, spectacles, face shields, hearing protectors and ear muffs. Rinse all equipment that comes in prolonged contact with skin before reuse with clean warm water (about 120°F), and allow to air dry. (Caution: Cleaning at the 120°F temperature will avoid overheating and distortion of the personal safety equipment that would necessitate replacement.)

Use (this product or product name) to disinfect non-porous salon/barber tools and instruments: combs, brushes, razors, clippers, scissors, trimmer blades, and manicure/pedicure instruments.

(This product or product name) is used for Poultry Premise Sanitation (Hatcheries):

Egg Receiving Area	Tray Dumping Area	Chick Processing Area
Egg Holding Area	Chick Holding Area	Chick Loading Area
Setter Room	Hatchery Room	Poultry Buildings

(This product or product name) is used for Swine Premise Sanitation:

Farrowing Barns and Areas	Dressing Plants	Blocks
Waterers and Feeders	Loading Equipment	Creep Area
Hauling Equipment	Nursery	Chutes

- (This Product) (Product Name) (Kills) (is) (Effective against) (Eliminates 99.9%¹) (of) (has demonstrated effectiveness against) the virus that causes COVID-19² on hard non-porous surfaces (in) (just) 2 minutes (!)
- (This Product) (Product Name) (Kills) (is) (Effective against) (Eliminates 99.9%¹) (of) (has demonstrated effectiveness against) SARS-CoV-2 (the Coronavirus that causes COVID-19) on hard non-porous surfaces (in) (just) 2 minutes(!)
- (This Product) (Product Name) (Kills) (is) (Effective against) (Eliminates 99.9%¹) (of) (has demonstrated effectiveness against) SARS-CoV-2, which causes COVID-19² on hard non-porous surfaces (in) (just) 2 minutes(!)
- (This Product) (Product Name) (Kills) (is) (Effective against) (Eliminates 99.9%¹) (of) (has demonstrated effectiveness against) SARS-Related Coronavirus 2 (SARS-CoV-2) (USA-WA1/2020) (causative agent of COVID-19) (the virus that causes COVID-19) on hard non-porous surfaces (in) (just) 2 minutes(!)
- (This Product) (Product Name) (Kills) (is) (Effective against) (Eliminates 99.9%¹) (of) (has demonstrated effectiveness against) SARS-CoV-2 virus (COVID-19 illness) responsible for the severe acute respiratory (syndrome) (COVID-19) (disease) on hard non-porous surfaces (in) (just) 2 minutes(!)
- (This Product) (Product Name) Disinfects hard non-porous surfaces by killing (99.9%¹) (of) the virus that causes COVID-19² (in) (just) (One Step¹)
- (This Product) (Product Name) Disinfects hard non-porous surfaces by killing (99.9%¹) (of) SARS-CoV-2 (the Coronavirus that causes COVID-19) (in) (just) (One Step¹)
- (This Product) (Product Name) Disinfects hard non-porous surfaces by killing (99.9%¹) (of) SARS-CoV-2, which causes COVID-19² (in) (just) (One Step¹)
- (This Product) (Product Name) Disinfects hard non-porous surfaces by killing (99.9%¹) (of) SARS-Related Coronavirus 2 (SARS-CoV-2) (USA-WA1/2020) (causative agent of COVID-19) (the virus that causes COVID-19) (in) (just) (One Step¹)

- (This Product) (Product Name) Disinfects hard non-porous surfaces by killing (99.9%¹) (of) SARS-CoV-2 virus (COVID-19 illness) responsible for the severe acute respiratory (syndrome) (COVID-19) (disease) (in) (just) (One Step¹)
- (This Product) (Product Name) (Kills) (is) (Effective against) (Eliminates 99.9%¹) (of) (has demonstrated effectiveness against) the virus that causes COVID-19² on hard non-porous surfaces
- (This Product) (Product Name) (Kills) (is) (Effective against) (Eliminates 99.9%¹) (of) (has demonstrated effectiveness against) SARS-CoV-2 (the Coronavirus that causes COVID-19) on hard non-porous surfaces
- (This Product) (Product Name) (Kills) (is) (Effective against) (Eliminates 99.9%¹) (of) (has demonstrated effectiveness against) SARS-CoV-2, which causes COVID-19² on hard non-porous surfaces
- (This Product) (Product Name) (Kills) (is) (Effective against) (Eliminates 99.9%¹) (of) (has demonstrated effectiveness against) SARS-Related Coronavirus 2 (SARS-CoV-2) (USA-WA1/2020) (causative agent of COVID-19) (the virus that causes COVID-19²) on hard non-porous surfaces
- This Product) (Product Name) (Kills) (is) (Effective against) (Eliminates 99.9%¹) (of) (has demonstrated effectiveness against) SARS-CoV-2 virus (COVID-19 illness) responsible for the severe acute respiratory (syndrome) (COVID-19) (disease) on hard non-porous surfaces
- (This Product) (Product Name) Kills (99.9%¹ of) SARS-CoV-2, which causes COVID-19² on hard non-porous surfaces
- (This Product) (Product Name) Kills (99.9%¹ of) SARS-CoV-2, which causes COVID-19² on hard non-porous surfaces (in) (just) 2 minutes(!)
- (This Product) (Product Name) Kills (99.9%¹ of) SARS-CoV-2, which causes COVID-19² on hard non-porous surfaces (in) (just) (One Step¹)
- This Product) (Product Name) Kills (99.9%¹ of) SARS-CoV-2, which causes COVID-19² on hard non-porous surfaces
- (This Product) (Product Name) Kills (is) (Effective against) the virus that causes COVID-19² on hard non-porous surfaces
- (This Product) (Product Name) Kills (is) (Effective against) the virus that causes COVID-19² on hard non-porous surfaces (in) (just) 2 minutes(!)
- (This Product) (Product Name) Kills (is) (Effective against) the virus that causes COVID-19² on hard non-porous surfaces (in) (just) (One Step¹)
- (This Product) (Product Name) Kills (is) (Effective against) the virus that causes COVID-19² on hard non-porous surfaces
- (This Product) (Product Name) Kills SARS-CoV-2 (COVID 19 virus) (virus) on hard non-porous surfaces
- (This Product) (Product Name) Kills SARS-CoV-2 (COVID 19 virus) (virus) on hard non-porous surfaces (in) (just) 2 minutes(!)
- (This Product) (Product Name) Kills SARS-CoV-2 (COVID 19 virus) (virus) on hard non-porous surfaces (in) (just) (One Step¹)
- (This Product) (Product Name) Kills SARS-CoV-2 (COVID 19 virus) (virus) on hard non-porous surfaces
- (This Product) (Product Name) (is) Effective against SARS-CoV-2 (COVID 19 virus) on hard non-porous surfaces
- (This Product) (Product Name) (is) Effective against SARS-CoV-2 (COVID 19 virus) on hard non-porous surfaces (in) (just) 2 minutes(!)
- (This Product) (Product Name) (is) Effective against SARS-CoV-2 (COVID 19 virus) on hard non-porous surfaces (in) (just) (One Step¹)
- (This Product) (Product Name) (is) Effective against SARS-CoV-2 (COVID 19 virus) on hard non-porous surfaces
- (This product) (Product Name) is a broad-spectrum, hard non-porous surface disinfectant that has been shown to be effective against SARS-CoV-2 (COVID-19 virus tested and listed on the label)

Disclaimers:

¹ when used according to disinfection directions

² SARS-Related Coronavirus 2

DIRECTIONS FOR USE

It is a violation of Federal Law to use this product in a manner inconsistent with its labeling.

(For labels that list medical premises and metal and/or stainless steel surfaces, one of the following statements must be used:)

(This product or product name) is not to be used as a terminal sterilant/high-level disinfectant on any surface or instrument that (1) is introduced directly into the human body either into or in contact with the bloodstream or normally sterile areas of the body, or (2) contacts intact mucous membranes but which does not ordinarily penetrate the blood barrier or otherwise enter normally sterile areas of the body.

or

(This product or product name) is not for use on critical and semi-critical medical device surfaces.

DISINFECTION –To disinfect inanimate, hard non-porous surfaces add 2 ounces of (this product or product name) per gallon of water. Apply solution with a mop, cloth, sponge, hand pump trigger sprayer or low pressure coarse sprayer so as to wet all surfaces thoroughly. Allow to remain visibly wet for 10 minutes, then remove excess liquid. For sprayer applications, spray 6-8 inches from surface, rub with brush, sponge or cloth after the contact time. Do not breathe spray mist.

For visibly soiled areas, a pre-cleaning step is required. Prepare a fresh use-solution daily or more often if the use-solution becomes visibly (dirty), (contaminated) or diluted. All surfaces that come in contact with food must be rinsed with potable water. Do not use on utensils, glasses and dishes.

PACKETS - *Pre-measured tear open packets* – (Simply) (tear) open and pour contents into XX gallons of water (for a 1:64 dilution). Keep packets in box until ready to use. (Pour contents of packet into XX gallons of water for a 1:64 dilution.)

or

Pour contents of (2 or 4 fl. oz) packet into (2 or 4) gallons of water. Keep packets in box until ready to use.

To disinfect toilet bowls - Prior to disinfection, remove visible filth or soils from surfaces with bowl brush. Add 2 ounces of (this product or product name) to the bowl water. Brush or swab the bowl completely using a scrub brush or toilet mop making sure to get under the rim. Let stand for 10 minutes and flush.

Non-Acid Toilet Bowl Disinfection/Cleaner Directions: Remove visible filth prior to disinfection.

From concentrate: Add 2 ounces per gallon (16 milliliters per liter) to the toilet bowl and mix. Brush thoroughly over exposed surfaces and under the rim, allow to stand for 10 minutes and flush. (For heavy duty use: Add 8 ounces per gallon (64 milliliters per Liter) to the toilet bowl and mix. Brush or swab thoroughly under the rim with a cloth, mop, sponge, or sprayer, allow to stand for 10 minutes and flush.)

{Note to reviewer: The use-solution language below may be used in addition to the concentrate directions above, but is optional}

From use-solution: Empty toilet bowl or urinal and apply 2 ounces per gallon (16 milliliters per liter) use-solution to exposed surfaces, brush or swab thoroughly under the rim with a cloth, mop, sponge or sprayer, allow to stand for 10 minutes and flush.

For heavy duty use: Empty toilet bowl or urinal and apply 8 ounces per gallon (64 milliliters per liter) use-solution to exposed surfaces, brush or swab thoroughly under the rim with a cloth, mop, sponge or sprayer, allow to stand for 10 minutes and flush.

To disinfect food processing premises: Before using (this product or product name), food products and packaging materials must be removed from the area or carefully protected. For floors, walls, and storage areas, add 2 ounces of (this product or product name) per gallon of water. For visibly soiled areas, a pre-cleaning step is required. Apply solution with a mop, cloth, sponge, hand pump trigger sprayer or low pressure coarse sprayer so as to wet all surfaces thoroughly. Allow to remain visibly wet for 10 minutes, then remove excess liquid. All surfaces that may come in contact with food must be rinsed with potable water.

To disinfect food service establishment (restaurant) food contact surfaces: Before using (this product or product name), food products and packaging materials must be removed from the area or carefully protected. For countertops, appliances, tables, add 2 ounces of (this product or product name)

per gallon of water. For visibly soiled areas, a pre-cleaning step is required. Apply solution with a cloth, sponge or hand pump trigger sprayer so as to wet all surfaces thoroughly. Allow the surface to remain wet for 10 minutes, then remove excess liquid and rinse the surface with potable water. (This product or product name) cannot be used to clean the following food contact surfaces: utensils, glassware and dishes.

SC-NDC-64 (this product or product name) is a broad-spectrum germicide¹, cleaner, and deodorant that is effective at 1:64 (2 ounces per gallon) (equivalent use dilution) in the presence of 400 ppm hard water (calculated as CaCO₃) plus 5% organic blood serum.

^BACTERICIDAL ACTIVITY:

Bactericidal in 10 minutes against: Pseudomonas aeruginosa (ATCC 15442), Staphylococcus aureus (ATCC 6538), Salmonella (choleraesuis) enterica (ATCC 10708) and Klebsiella aerogenes (ATCC 13048).

Bactericidal in 5 minutes against: Escherichia coli O157:H7 (ATCC 43895), Enterococcus faecium (ATCC 6569), Escherichia coli (ATCC 8739), Salmonella (typhimurium) enterica (ATCC 14028), Proteus mirabilis GBL 34 Clinical Isolate, Proteus vulgaris (ATCC 33420), Salmonella (typhi) enterica (ATCC 6539), Serratia marcescens (ATCC GBL-NC 76 Industry Isolate), Shigella flexneri (ATCC 12022), Streptococcus pyogenes (ATCC 19615), Shigella sonnei (ATCC 9290), Staphylococcus epidermidis (ATCC 14990), Yersinia enterocolitica (ATCC 23715), Salmonella (enteritidis) enterica (ATCC 13076), Listeria monocytogenes (ATCC 984), Klebsiella pneumoniae (ATCC 13883), Salmonella (pullorum) enterica (ATCC 9120). **ANTIBIOTIC RESISTANT BACTERIA:** Vancomycin resistant Enterococcus faecium (VRE), Multi-Drug resistant (MDR) Acinetobacter baumannii (ATCC 19606), Vancomycin Intermediate Resistant Staphylococcus aureus (VISA) (ATCC 700699), Extended Spectrum Beta-Lactamase (ESBL) Escherichia coli (ATCC BAA-196), Antibiotic resistant Staphylococcus epidermidis, Antibiotic resistant Escherichia coli, Antibiotic resistant Enterococcus faecium, Antibiotic resistant Klebsiella pneumoniae, Methicillin resistant Staphylococcus aureus (MRSA) (ATCC 33591), Oxacillin resistant Streptococcus pneumoniae (ATCC 35088).

***VIRUCIDAL ACTIVITY:**

***Virucidal in 5 minutes** against: Hepatitis C Virus (HCV), SARS Associated Coronavirus, Herpes simplex Virus Type 1 (ATCC VR-733), Herpes simplex Virus Type 2 (ATCC VR-734), Influenza Virus Type A₂ (ATCC VR-544), Pseudorabies Virus (ATCC VR-135), Respiratory Syncytial Virus (RSV) (ATCC VR-26), Vaccinia Virus (ATCC VR-119), Rotavirus (ATCC VR-899), Bovine Viral Diarrhea Virus (BVDV) (ATCC 534) and Avian Influenza Virus H9N2.

(optional statements to appear anywhere on the label)

- ~~• Respiratory illnesses attributable to Pandemic 2009 H1N1 are caused by Influenza A virus. This product (Product Name) is a broad-spectrum hard surface disinfectant that has been shown to be effective against (Influenza A virus tested and listed on the label) and is expected to inactivate all Influenza A viruses including Pandemic 2009 H1N1 (formerly called swine flu).~~
- ~~• This product (Product Name) has demonstrated effectiveness against Influenza A virus and is expected to inactivate all Influenza A viruses including Pandemic 2009 H1N1 Influenza A virus.~~
- ~~• This product (Product Name) has demonstrated effectiveness against (Influenza A virus tested and listed on the label) and is expected to inactivate all Influenza A viruses including Pandemic 2009 H1N1 (formerly called swine flu).~~
- ~~• Kills Pandemic 2009 H1N1 Influenza A virus (formerly called swine flu).~~
- ~~• Kills Pandemic 2009 H1N1 Influenza A virus.~~

***Virucidal in 3 minutes** against: Hepatitis B Virus (HBV).

***Virucidal in 2 minutes** against: SARS-Related Coronavirus 2 (SARS-CoV-2) (USA-WA1/2020 BEI NR-52281)

***Virucidal in 30 seconds** against: Human Immunodeficiency Virus Type 1.

MILDEWICIDAL ACTIVITY: At a (1:64) (2 ounces per gallon) (equivalent dilution) dilution 400 ppm hard water (calculated as CaCO₃) and 5% organic blood serum, SC-NDC-64 (this product) (product name) will kill Aspergillus niger (ATCC 6275) when applied to hard, non-porous surfaces. Allow surface to remain wet for 10 minutes and let air dry. Repeat when mildew growth returns.

FUNGICIDAL ACTIVITY: At the 2 ounces per gallon dilution (equivalent dilution), (this product or product name) is fungicidal against the pathogenic fungi, Trichophyton interdigitale, formerly Trichophyton mentagrophytes (ATCC 9533) (Athlete's Foot Fungus) (a cause of ringworm) (a cause of ringworm of the foot) and Candida albicans (ATCC 10231). Apply solution with a cloth, sponge or hand pump trigger sprayer to hard, non-porous surfaces found in bathrooms, shower stalls, locker rooms, exercise facilities or other clean, hard non-porous surfaces commonly contacted by bare feet. Allow the surface to remain wet for 10 minutes, for Candida albicans allow surface to remain wet for 5 minutes, then remove excess liquid. Diluted product must be applied daily or more frequently with heavy facility use.

KILLS HIV-1, HCV and HBV ON PRE-CLEANED ENVIRONMENTAL SURFACES/OBJECTS PREVIOUSLY SOILED WITH BLOOD/BODY FLUIDS in health care settings (Hospitals, Nursing Homes) or other settings in which there is an expected likelihood of soiling of inanimate surfaces/objects with blood or body fluids, and in which the surfaces/objects likely to be soiled with blood or body fluids can be associated with the potential for transmission of Human Immunodeficiency Virus Type 1 (associated with AIDS), Hepatitis C Virus (HCV) and Hepatitis B Virus (HBV).

SPECIAL INSTRUCTIONS FOR CLEANING AND DECONTAMINATION AGAINST HIV-1, HCV and HBV OF SURFACES/OBJECTS SOILED WITH BLOOD/BODY FLUIDS.

PERSONAL PROTECTION: When handling items soiled with blood or body fluids, use disposable latex gloves, gowns, masks, and eye coverings.

CLEANING PROCEDURES: Blood and other body fluids must be thoroughly cleaned from surfaces and objects before application of (this product or product name).

CONTACT TIME: HIV-1 is inactivated after a thirty (30) second contact time. HBV is inactivated after a three (3) minute contact time. HCV is inactivated after five (5) minute contact time. Use either a five (5) or ten (10) minute contact time for other organisms as stated on the label.

DISPOSAL OF INFECTIOUS MATERIALS: Blood and other body fluids must be autoclaved and disposed of according to local regulations for infectious waste disposal.

EFFICACY TESTS HAVE DEMONSTRATED THAT (THIS PRODUCT OR PRODUCT NAME) IS AN EFFECTIVE BACTERICIDE, FUNGICIDE, *VIRUCIDE AND MILDEWCIDE IN WATER UP TO 400 PPM HARDNESS (AS CaCO₃) IN THE PRESENCE OF ORGANIC SOIL (5% BLOOD SERUM).

GENERAL CLEANING – Apply (this product or product name) to soiled area with a mop, cloth, sponge, hand pump trigger sprayer or low pressure coarse sprayer. (This product or product name) can be diluted at 2 ounces per gallon or applied at full strength. Thoroughly wet soiled surface and scrub as necessary.

DEODORIZATION - To deodorize, apply (this product or product name) as indicated under the heading DISINFECTION.

(Not for Use in California)

MUSHROOM FARM SANITATION – This product disinfects, cleans, and deodorizes in one step. Apply to surfaces which do not come in contact with the crop, compost or casing. Remove visible filth and soil deposits using a shovel, broom or vacuum depending on the area to be disinfected. For visibly soiled areas, a pre-cleaning step is required. Apply this product at 2 ounces per gallon of water dilution (1:64), thoroughly wetting the surfaces with a mop, sponge, cloth, spraying or soaking. Treated surfaces must remain wet for 10 minutes and let air dry. The use-solution is prepared fresh for each use, then discarded. If greater detergency is required, dilute this product at 4 to 8 ounces per gallon of water. **DO NOT APPLY TO MUSHROOM CROP, COMPOST OR CASING.**

FOR FOOT DIP OF WATERPROOF FOOTWEAR – Use this product at 2 ounces per gallon of water in foot dip tray. Shoe baths must contain at least 1 inch of freshly made solution and must be placed at the entrances to buildings. Scrape shoes and place in diluted solution for 10 minutes before entering building. Change solution in bath daily or sooner if solution appears dirty.

BACTERICIDAL ACTIVITY – When diluted at 2 ounces per gallon, this product demonstrates effective disinfectant activity against the following **mushroom** pathogens: Pseudomonas tolaasii (Blotch Disease) and Pseudomonas fluorescens.

(Not for Use in California)

CITRUS CANCKER CONTROL – For prevention of Citrus Canker Disease through treatment of equipment. This product, when used at a 1:27 dilution (2000 ppm active quaternary) or 4.72 ounces (140 ml) per gallon of water, is effective against *Xanthomonas axonopodis* pathovar *citri* (Citrus Canker). Treat all trucks, vehicles, and equipment thoroughly at the 1:27 dilution. Treatment can be applied to trucks, attached trailers, field harvesting equipment; including cargo area, wheels, tires, under carriage, hood, roof, fenders and any other part of transportation equipment that can be taken into infested areas. To prevent the spread of Citrus Canker by this artificial means of transportation, treatments are made by trigger spraying, dipping or brushing, using the maximum rate of 2000 ppm quaternary. After use, all surfaces which come in contact with food or crop must be rinsed with potable water.

POULTRY (AND SWINE) PREMISE DISINFECTION

Site Preparation: The first step in any on-going disinfection program must be the removal of visible contamination and debris. This will be accomplished by using a shovel, broom, or vacuum depending on the area to be disinfected. The efficacy of even the most efficient germicide and cleaner is reduced in the presence of visible organic matter. Once the visible debris is eliminated, thoroughly clean all surfaces with soap or detergent and rinse with water.

Cleaning And Disinfection: For all general cleaning and disinfection use 2 ounces of (this product or product name) per gallon of water. Apply (this product or product name) using a cloth, mop, or low pressure coarse sprayer so as to thoroughly wet surface to be disinfected. Allow to remain visibly wet for 10 minutes and then let air dry. For visibly soiled areas, a pre-cleaning step is required. Prepare a fresh solution after each use.

APPLICATIONS AND USE DILUTION

Poultry (And Swine) Premise: Remove all animals and feeds from premises, trucks, cars, coops and crates. Remove all litter, droppings and manure from floors, walls and surfaces of facilities occupied or traversed by animals. Empty all troughs, racks and other feeding and watering appliances. Thoroughly clean all surfaces with soap or detergent and rinse with water. Use 2 ounces of (this product or product name) per gallon of water. Saturate surfaces with the use-solution for a period of 10 minutes. Ventilate buildings, coops and other closed spaces. Do not house animals or employ equipment until treatment has been absorbed, set or dried. Thoroughly scrub treated feed racks, troughs, automatic feeders, fountains and waterers with soap or detergent, and rinse with potable water before reuse. Immerse all halters, ropes, and other types of equipment used in handling and restraining animals, as well as forks, shovels, and scrapers used for removing litter and manure.

Hatcheries: Use 2 ounces of (this product or product name) per gallon of water to treat the following hard non-porous surfaces: hatching, setters, trays, racks, carts, sexing tables, delivery trucks and other hard surfaces. All treated surfaces exposed to the use-solution must remain wet for 10 minutes or more. Rinse with potable water before reuse and allow to air dry.

Vehicles: Clean all vehicles including mats, crates, cabs, and wheels with high pressure water and (this product or product name). Use 2 ounces per gallon to treat all vehicles. All treated surfaces exposed to the use-solution must remain wet for 10 minutes or more.

Dressing Plant Use: Disinfect equipment, utensils, walls and floors in poultry and animal dressing plants. Disinfect offal rooms, exterior walls and loading platforms of dressing plants. Cover or remove all food and packaging materials. Remove all visible soils. Saturate all surfaces with the use-solution: 2 ounces of (this product or product name) per gallon of water. Scrub to loosen all soils. Allow to soak for 10 minutes and thoroughly rinse all wetted and cleaned surfaces with potable water.

(Not for use in California)

Directions for Hatchery Rooms Using Fogging Devices (non-public health use only): Remove all animals and feed from premises, vehicles and enclosures. Remove all litter and manure from floors, walls and surfaces of the room to be treated. Empty all troughs, racks and other feeding and watering appliances. Close room off so fog is confined to room to be treated. Wear a dust mist respirator when mixing the use-solution and pouring it into the fogging apparatus. Mix one part of (this product or product name) to five parts water (2 gallons of (this product or product name) to 10 gallons water). Insert the nozzle of the fogger through a suitable opening into the room. With the setting in maximum output, fog for one minute for each 4000 cubic feet of space in the room. When fogging is completed, ventilate buildings and other closed spaces. Do not house livestock or employ equipment until treatment has been absorbed or dried. Thoroughly clean all surfaces with soap or detergent and rinse with water.

Directions for Incubators and Hatchers using Fogging Devices (non-public health use only): Wear a dust mist respirator when mixing the use-solution and pouring it into the fogging apparatus. Mix 24 ounces of (this product or product name) to 122 ounces of water. Fog 3-8 ounces of this use-solution into setters and hatchers immediately after transfer. Repeat daily in setters and every 12 hours in hatchers. Discontinue hatcher treatments at least 24 hours prior to pulling the hatch. Do not allow people to contact or breathe this fog and do not enter until the fog has settled (30-60 minutes after fogging is completed). It is acceptable to fog setters and hatchers with a 2 ounce per gallon use-solution of (this product or product name) on an hourly or every other hour basis. If this is done, fog for 30-90 seconds once per hour or once every two hours. Thoroughly scrub all treated feed racks, mangers, troughs, automatic feeders, fountains and waterers with soap or detergent, and rinse with potable water before reuse.

NOTE: The fog generated is irritating to the eyes, skin and mucous membranes. Do not under any circumstances enter a room or building within two hours of the actual fogging and a minimum of 4 air exchanges (ACH) per hour in the facility. If the building must be entered, the individuals must wear a self-contained respirator approved by NIOSH/MSHA, goggles, long sleeves and long pants.

FOGGING IS TO BE USED AS AN ADJUNCT TO ACCEPTABLE MANUAL CLEANING AND DISINFECTING OF ROOM AND MACHINE SURFACES.

Veterinary Practice/Animal Care/Animal Laboratory/Zoos/Pet Shop/Kennels Disinfection

Directions: For cleaning and disinfecting of the following hard non-porous surfaces: equipment not used for animal food or water, utensils, instruments, cages, kennels, stables, catteries, etc. Remove all animals and feed from premises, animal transportation vehicles, crates, etc. Remove all litter, droppings and manure from floors, walls and surfaces occupied or traversed by animals. Thoroughly clean all surfaces with soap or detergent and rinse with water. Saturate surfaces with a use-solution of 2 ounces of (this product or product name) per gallon of water (or equivalent dilution) for a period of 10 minutes. Ventilate buildings and other closed spaces. Do not house animals or employ equipment until treatment has been absorbed, set or dried.

Farm Premise Use: Do not use in milking stalls, milking parlors or milk houses. Remove all animals and feed from premises, vehicles and enclosures. Remove all litter and manure from floors, walls and surfaces of barns, pens, stalls, chutes and other facilities and fixtures occupied or traversed by animals. Empty all troughs, racks and other feeding and watering appliances. Thoroughly clean all surfaces with soap or detergent and rinse with water. Saturate all surfaces with a use-solution of 2 ounces of (this product or product name) per gallon of water (or equivalent dilution) for a period of 10 minutes. Immerse all halters, ropes and other types of equipment used in handling and restraining animals as well as forks, shovels and scrapers used in removing litter and manure. Ventilate buildings, cars, trucks, boats and other closed spaces. Do not house livestock or employ equipment until treatment has been absorbed, set or dried. Thoroughly scrub all treated feed racks, mangers, troughs, automatic feeders, fountains and waterers with soap or detergent and rinse with potable water before reuse.

Ultrasonic Bath Disinfectant Directions: Use (this product or product name) to disinfect hard non-porous non-critical objects compatible with Ultrasonic cleaning units. Pour fresh solution at 2 ounces of (this product or product name) per gallon of water directly into bath chamber. Pre-clean visibly soiled objects. Place objects into unit and operate for a minimum of 10 minutes, according to the manufacturers directions. Remove objects and wash with sterile water (sterile water for injection) or allow to air dry. Prepare fresh solution for each use.

Disinfection of Hard Non-Porous Surfaces in Whirlpool Units: After using the whirlpool unit, drain and refill with fresh water to just cover the intake valve. Add 2 ounces of (this product or product name) for each gallon of fresh water added. Start the pump to circulate the solution. Wash down the unit sides, seat of the chair, lift and any/all related equipment with a clean swab, brush or sponge. Treated surfaces must remain wet for 10 minutes. After the unit has been thoroughly cleaned, drain the solution from the unit and rinse any/all cleaned surfaces with fresh water. Repeat for visibly soiled units.

Disinfection of Barber/Salon Tools Directions: Immerse pre-cleaned barber/salon tools (combs, brushes, razors, manicure/pedicure tools, clippers, scissors, trimmer blades) in a use-solution (or equivalent dilution) of 2 ounces of (this product or product name) per gallon of water for at least 10 minutes. Rinse instruments thoroughly and dry before reuse. A fresh use-solution must be prepared daily or more often if the use-solution becomes (visibly dirty) (contaminated) (cloudy). **NOTE:** Plastics may remain immersed until ready to use. Stainless steel shears and instruments must be removed from the use-solution after 10 minutes, rinsed, dried and kept in a clean, non-contaminated receptacle. Prolonged immersion may cause damage to stainless steel or metal instruments.

To Control Mold and Mildew on Large, Inflatable, Non-Porous Plastic and Rubber Structures (animals, promotional items, moonwalk, slides, obstacle course play equipment, exercise equipment, and wrestling mats): Thoroughly clean all surfaces with soap or detergent and rinse with water. Saturate surfaces with a use-solution of 8 ounces of this product (product name) per 4 gallons of water (2 ounces per gallon of water) (or equivalent dilution) for a period of 10 minutes. Ventilate buildings and other closed spaces. Do not use equipment until treatment has been absorbed, set or dried.

(Not for Use in California)

WATER AND SMOKE DAMAGE RESTORATION AGAINST ODOR-CAUSING BACTERIA AND FUNGI FOR INSTITUTIONAL AND INDUSTRIAL USE

(This product or product name) is suitable for use in water damage restoration situations against odor causing bacteria on the following porous and semi-porous materials: carpets, carpet cushion, sub floors, drywall, trim, and frame lumber, tackless strip and paneling. Mix 2 ounces of (this product or product name) per gallon of water, saturate affected materials with enough use-solution to remain wet for at least 10 minutes. Use proper ventilation.

Sewer backup & river flooding: During mitigation procedures, dilute 2 to 4 ounces of (this product or product name) per gallon of water allowing for the diluting effect of absorbed water within saturated materials. Remove visible filth or soil along with non-salvageable materials. Saturate all affected areas with a sprayer using a coarse spray tip, before and after cleaning and extraction.

Carpets, carpet cushions and other porous materials such as sub floors, drywall, trim and frame lumber, tackless strip and paneling: For water damage from a clean water source, extract excess water. Test hidden area for colorfastness. Mix 2 to 4 ounces of (this product or product name) per gallon of water, allowing for the diluting effect of absorbed water within saturated materials. Remove visible filth or soil. Apply directly with a sprayer using a coarse spray tip, to fully saturate affected materials. Roll, brush or agitate into materials and allow the materials to remain damp for 10 minutes. Follow with a thorough extraction. Dry rapidly and thoroughly.

Special Instructions for Cleaning Carpet Against Odor Causing Bacteria: (This product or product name) may be used in industrial and institutional areas: motels, hotels, schools and other non-healthcare and non-hospital locations. For use on wet cleanable synthetic fibers, do not use on wool. Vacuum carpet thoroughly prior to cleaning. Test fabric for colorfastness. **For portable extraction units:** Mix 2 ounces of (this product or product name) per gallon of water. **For truck mounted extraction machines:** Mix 48 ounces of (this product or product name) per gallon of water and meter at 4 gallons per hour. **For rotary floor machines:** Mix 4 ounces of (this product or product name) per gallon of water and apply at the rate of 300-500 sq. ft. per gallon.

Do not mix (this product or product name) with other cleaning products. Follow the cleaning procedures as specified by the manufacturer of the cleaning equipment. After using this product, set the carpet pile and protect the carpet from furniture legs and bases while drying. Do not over wet. If applied to stain resistant nylon carpet, apply a fabric protector according to the carpet manufacturer's directions.

(Not for Use in California)

Carpet Deodorizer against Odor-Causing Bacteria for Institutional and Industrial Use: (This product or product name) deodorizes the carpet by controlling/reducing the growth of odor-causing bacteria. It can be used in industrial and institutional areas: motels, hotels and other non-healthcare and non-hospital locations.

Vacuum carpet thoroughly prior to application. Mix 2 ounces of (this product or product name) per gallon of water. Follow the Injection and/or Extraction procedures as specified for any conventional steam cleaning equipment you are using. For rotary floor machines, mix 4 ounces per gallon of water and spray on carpet at a rate of 300-500 sq. ft. per gallon.

For use on washable synthetic fibers. Do not use on wool. Test colorfastness of carpet before use. Apply diluted product to a small concealed spot, then rub with a clean white cloth. If color changes or transfers to cloth, a water-based product should not be used.

After using the product, set carpet pile in one direction with a stiff brush. Place aluminum foil under the legs of furniture while carpet is drying. Over-wetting can cause carpet to shrink. Manufacturer assumes no responsibility for over-wetting misuse.

Note: This product must not be mixed with other cleaning products.

Smoke Damage Restoration: (This product or product name) is effective against odor causing bacteria and fungi in institutional and industrial premises. (This product or product name) is suitable for use in smoke damage restoration situations against odor causing bacteria on the following porous and semi-porous materials: carpets, carpet cushion, sub floors, drywall, trim and frame lumber, tackless strip and paneling. Follow directions as outlined in the Water Damage Restoration section. Saturate affected materials with enough use-solution: 2 ounces per gallon of water (equivalent dilution) to remain wet for at least 10 minutes. Use proper ventilation.

****SANITIZATION OF NON-FOOD CONTACT SURFACES** - To sanitize non-porous environmental surfaces: floors, walls, tables, add 2 ounces of this product per gallon of water. Apply solution with a mop, cloth, sponge or hand pump trigger sprayer so as to wet all surfaces thoroughly. Allow to remain visibly wet for 15 seconds, then remove excess liquid. For visibly soiled areas, a pre-cleaning step is required. Prepare a fresh solution for each use. This product is an effective sanitizer against *Staphylococcus aureus* (ATCC 6538), *Klebsiella pneumoniae* (ATCC 4352), *Pseudomonas aeruginosa* (ATCC 15442), *Klebsiella aerogenes* (ATCC 13048), *Escherichia coli* O157:H7 (ATCC 35150), Vancomycin resistant *Enterococcus faecium* (VRE) (ATCC 51559), Methicillin resistant *Staphylococcus aureus* (MRSA) (ATCC 33592), *Streptococcus pyogenes* (ATCC 19615) and *Salmonella* (typhi) enterica (ATCC 6539).

Shoe bath sanitizer directions: To reduce cross contamination into animal areas, and the packaging and storage areas of food plants, shoe baths containing one inch of freshly made use-solution should be placed at all entrances to buildings, hatcheries and all entrances to the production and packaging rooms. Scrape waterproof shoes and place in 2 ounces of (this product or product name) per gallon of water (or equivalent use dilution) (800 ppm active solution) for 15 seconds prior to entering area. Change use-solution in the bath daily or sooner if use-solution appears dirty.

Shoe foam sanitizer directions: To reduce cross contamination into animal areas, and the packaging and storage areas of food plants, apply a foam layer approximately 0.5 to 2 inches thick made from a solution of 2 to 3 ounces per gallon of water (or equivalent use dilution) (800 to 1200 ppm active quaternary) at all entrances to buildings, hatcheries, production and packaging rooms by using a foam generating machine or aerator to apply foam layer. Follow the foaming directions as specified by the manufacturer of the foam generator/aerator. Scrape waterproof shoes. Stand and/or walk through foamed area for 15 seconds prior to entering area. Foam area should be washed and replaced daily or when it appears dirty.

(Not for use in California)

Entryway sanitizing systems: To reduce cross contamination from area to area, set the system to deliver (2 to 3 ounces per gallon of water) (or equivalent use dilution) (800 to 1200 ppm active quaternary) of sanitizing solution. The (spray) (foam) should cover the entire path of the doorway. Set the system so that a continuous wet blanket of sanitizer solution is delivered to the floor. Do not mix other additives to the sanitizing solution.

Note to Reviewer: The following optional directions can be use for product supplied for use with Automatic Dilution Systems – directions can appear anywhere on label.

(FOR AUTOMATIC DILUTION) (AUTOMATIC DILUTION) (Closed Loop) (CONCENTRATED PRODUCT – DILUTE BEFORE USING)

ATTACH this product (PRODUCT NAME) TO THE AUTOMATIC DILUTION CENTER: Remove white cap from product bottle. DO NOT REMOVE purple PLUG FROM BOTTLE THROAT! Attach the bottle to the automatic dilution center by screwing on matching purple dispensing cap connected to dilution center. Push down while screwing on cap. This dispensing system delivers 2 fl. oz. per gallon of water (1:64) use solution.

Automatic Dilution System Pictogram/icon can also appear on label in conjunction with its use directions.



1:64

(Note to Reviewer: The following environmental surfaces may be depicted by pictograms/icons on the package as an acceptable means of communicating usage): (See Pages 13-14 for examples of pictograms)

- Tables, chairs, desks, bed frames, walls, cabinets, doorknobs and garbage cans.
- Non-wooden picnic tables and outdoor furniture except cushions and wood frames.
- Telephones.
- Non-food contact counter tops, sinks, refrigerator exteriors, coolers, freezer exteriors, stovetops, appliances, non-food contact equipment, shelves, racks and carts.
- Shower stalls, shower doors and curtains, tubs and glazed tiles, toilets, urinals, glazed porcelain tile and restroom fixtures.
- Automatic Dilution System

(Note to Reviewer: the following stand alone statements can appear anywhere on the label and not necessarily associated with any specific claim).

For Automatic Dilution
Concentrate
Concentrated
Open Loop
Closed loop

PRECAUTIONARY STATEMENTS

HAZARDS TO HUMANS AND DOMESTIC ANIMALS.

DANGER

KEEP OUT OF REACH OF CHILDREN. CORROSIVE. Causes irreversible eye damage and skin burns. Do not get in eyes, on skin or on clothing. May be fatal if inhaled. Do not breathe spray mist. Harmful if swallowed or absorbed through skin. Wear goggles or face shield, rubber gloves and protective clothing when handling. Wash thoroughly with soap and water after handling and before eating, drinking, using tobacco or using the toilet. Remove contaminated clothing and wash before reuse.

(for containers 5 gallons or greater)

ENVIRONMENTAL HAZARDS

This product is toxic to fish, aquatic invertebrates, oysters and shrimp. Do not discharge effluent containing this product into lakes, streams, ponds, estuaries, oceans or other waters unless in accordance with the requirements of a National Pollutant Discharge Elimination System (NPDES) permit and the permitting authority has been notified in writing prior to discharge. Do not discharge effluent containing this product to sewer systems without previously notifying the local sewage treatment plant authority. For guidance contact your State Water Board or Regional Office of the EPA.

STORAGE AND DISPOSAL

DO NOT CONTAMINATE WATER, FOOD, OR FEED BY STORAGE OR DISPOSAL.

PESTICIDE STORAGE - Store in a dry place no lower in temperature than 50°F or higher than 120°F.

(For products with industrial, institutional, and commercial use sites)

CONTAINER DISPOSAL – Nonrefillable container. Do not reuse this container. Triple rinse or equivalent.

(for containers 5 gallons or less)

Triple rinse as follows: Fill container ¼ full with water and recap. Agitate vigorously. Follow Pesticide Disposal instruction for rinsate disposal. Drain for 10 seconds after the flow begins to drip. Repeat procedure two more times. Offer for recycling or reconditioning, if available. If not available, puncture and dispose in a sanitary landfill.

(for containers greater than 5 gallons)

Triple rinse as follows: Fill container ¼ full with water. Tip container on its side and roll it back and forth ensuring at least one complete revolution for 30 seconds. Stand the container on its end and tip it back and forth several times. Turn the container over onto its other end and tip it back and forth several times. Follow Pesticide Disposal instructions for rinsate disposal. Repeat this procedure two more times. Offer for recycling or reconditioning, if available. If not available, puncture and dispose in a sanitary landfill.

(For products only with household/residential use sites)

CONTAINER DISPOSAL – Nonrefillable container. Do not reuse this container. Triple rinse or equivalent. Then offer for recycling or reconditioning. If not available, dispose in trash.

(For reuseable container)

CONTAINER DISPOSAL – Container can be reused once the container is empty. Empty container of concentrate into dilution dispenser (specific equipment can be named to replace “dilution dispenser”). Dispenser will automatically dilute a disinfectant solution. Remove concentrate label. Refill container with use-dilution of concentrate from the dispenser. Replace cap with spray nozzle provided. Place correct use dilution label on the spray bottle.

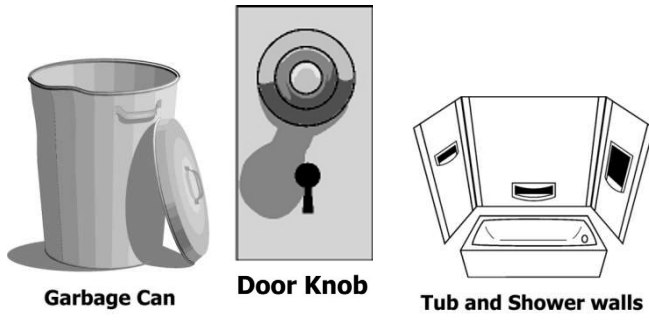
Note to reviewer: The following one-way opening container qualifier is optional language and not required on the in-commerce label.

(For products with industrial, institutional and commercial use sites and containers with a one-way opening for use in automatic dilution/dispensing systems:)

CONTAINER DISPOSAL: Nonrefillable container. Do not reuse or refill this container. When container is empty, replace cap and discard in trash.

PACKET DISPOSAL – Do not reuse; discard empty container and put in trash.

PESTICIDE DISPOSAL - Pesticide wastes are acutely hazardous. Improper disposal of excess pesticide, spray mixture, or rinsate is a violation of Federal Law. If these wastes cannot be disposed of by use according to label instructions, contact your State Pesticide or Environmental Control Agency, or the Hazardous Waste representative at the nearest EPA Regional Office for guidance.



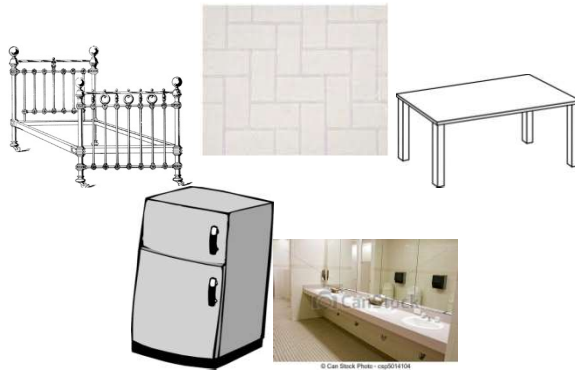
Garbage Can

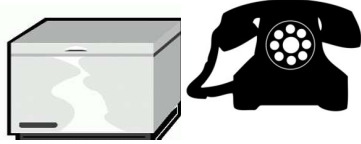
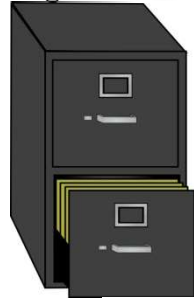
Door Knob

Tub and Shower walls



Toilet





Packet Label:

SC-NDC-64

ACTIVE INGREDIENTS

Didecyl dimethyl ammonium chloride 3.144%
N-Alkyl (50% C₁₄, 40% C₁₂, 10% C₁₆)
dimethyl benzyl ammonium chloride..... 2.096%

INERT INGREDIENTS..... 94.760%

Total 100.000%

KEEP OUT OF REACH OF CHILDREN

DANGER

See master label for additional precautionary statements and use directions.

Disposal – Do not reuse; discard empty packet by putting in trash.

EPA REG. NO. 1839-216

EPA EST. NO. 1839-IL-01

STEPAN COMPANY

22 West Frontage Road • Northfield, IL 60093

(OPTIONAL) Pour contents of packet into XX gallons of water for a 1:64 dilution.

NET CONTENTS: XX ounces per packet

[Note to reviewer: NOT FOR USE ON FINAL IN-COMMERCE PRODUCT LABEL]

Emerging Viral Pathogen Claims

This product qualifies for emerging viral pathogen claims per the EPA’s ‘Guidance to Registrants: Process for Making Claims Against Emerging Viral Pathogens not on EPA-Registered Disinfectant Labels’ when used in accordance with the appropriate use directions indicated below:

This product meets the criteria to make claims against certain emerging viral pathogens from the following viral categories:

- Enveloped viruses

<i>For an emerging viral pathogen that is a/an...</i>	...follow the directions for use for the following organisms on the label:
Enveloped virus	Rotavirus [ATCC VR-899]

SC-NDC-64 has demonstrated effectiveness against viruses similar to **[name of emerging virus]** on **hard, non-porous surfaces**. Therefore, **SC-NDC-64** can be used against **[name of emerging virus]** when used in accordance with the directions for use against **Rotavirus [ATCC VR-899]** on **hard, non-porous surfaces**. Refer to the **[CDC or OIE]** website at **[pathogen-specific website address]** for additional information.

[Name of illness/outbreak] is caused by **[name of emerging virus]**. **SC-NDC-64** kills similar viruses and therefore can be used against **[name of emerging virus]** when used in accordance with the directions for use against **Rotavirus [ATCC VR-899]** on **hard, non-porous surfaces**. Refer to the **[CDC or OIE]** website at **[website address]** for additional information.