



UNITED STATES ENVIRONMENTAL PROTECTION AGENCY  
WASHINGTON, DC 20460

OFFICE OF CHEMICAL SAFETY  
AND POLLUTION PREVENTION

April 4, 2023

Dru Harness  
Sr. Regulatory Scientist for,  
Stepan Company  
Electronic Transmittal: [Dru.Harness@Stepan.com]

Subject: Label Amendment – Removal of Directions for use and associated marketing claims  
Product Name: SC-NDC-128  
EPA Registration Number: 1839-215  
Received Date: August 23, 2021  
Action Case Number: 00317890

Dear Mr. Harness:

The amended label referred to above, submitted in connection with registration under the Federal Insecticide, Fungicide and Rodenticide Act (FIFRA), as amended, is acceptable. This approval does not affect any conditions that were previously imposed on this registration. You continue to be subject to existing conditions on your registration and any deadlines connected with them.

A stamped copy of your labeling is enclosed for your records. This labeling supersedes all previously accepted labeling. Pursuant to 40 CFR 156.10(a)(6) you must submit one copy of the final printed labeling before you release the product for shipment with the new labeling. In accordance with 40 CFR 152.130(c), you may distribute or sell this product under the previously approved labeling for 18 months from the date of this letter. After 18 months, you may only distribute or sell this product if it bears this new revised labeling or subsequently approved labeling. "To distribute or sell" is defined under FIFRA section 2(gg) and its implementing regulation at 40 CFR 152.3.

Should you wish to add/retain a reference to the company's website on your label, then please be aware that the website becomes labeling under FIFRA and is subject to review by the Agency. See FIFRA section 2(p)(2). If the website is false or misleading, the product would be misbranded and unlawful to sell or distribute under FIFRA section 12(a)(1)(E). 40 CFR 156.10(a)(5) lists examples of statements EPA may consider false or misleading. In addition, regardless of whether a website is referenced on your product's label, claims made on the website may not substantially differ from those claims approved through the registration process, FIFRA section 12(a)(1)(B). Therefore, should the Agency find or if it is brought to our attention that a website contains false or misleading statements or claims substantially differing from the EPA approved registration, the website will be referred to the EPA's Office of Enforcement and Assurance.

Page 2 of 2  
EPA Reg. No. 1839-215  
Action Case Number 00317890

Your release for shipment of the product constitutes acceptance of these conditions. If these conditions are not complied with, the registration will be subject to cancellation in accordance with FIFRA section 6. If you have any questions, please contact Karen M. Leavy by phone at (202)-566-0668, or via email at [Leavy.Karen@epa.gov](mailto:Leavy.Karen@epa.gov).

Sincerely,

A handwritten signature in black ink that reads "Tara M. Flint Silva". The signature is written in a cursive, flowing style.

Tara Flint Silva, Acting Product Manager 31  
Regulatory Management Branch I  
Antimicrobials Division  
Office of Pesticide Programs

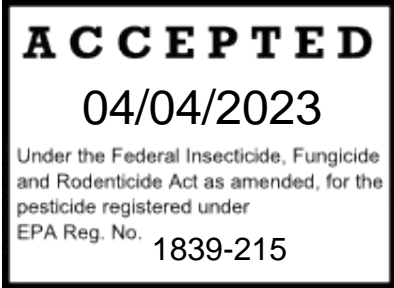
Enclosure: Stamped Label

# SC-NDC-128

## FRONT PANEL

### ACTIVE INGREDIENTS

Didecyl dimethyl ammonium chloride..... 6.288%  
 n-Alkyl (50% C<sub>14</sub>, 40% C<sub>12</sub>, 10% C<sub>16</sub>)  
 dimethyl benzyl ammonium chloride..... 4.192%  
**(OTHER) (INERT) INGREDIENTS**..... 89.52%  
**Total**.....100.000%



**NET CONTENTS(:)** XXX (fl. oz)(ounces)(gallon(s))(gal(s))  
**(NET CONTENTS(:)** XX (fl. oz)(ounce(s)) per packet)

**KEEP OUT OF REACH OF CHILDREN**  
**DANGER**

[Note to Reviewer: In accordance with 40 CFR 156.68(d), all first aid statements, as prescribed, will appear on the front panel of the product label.]

<b>FIRST AID</b>	
Have the product container or label with you when calling a poison control center or doctor, or going for treatment.	
<b>If in Eyes:</b>	<ul style="list-style-type: none"> <li>• Hold eye open and rinse slowly and gently with water for 15-20 minutes.</li> <li>• Remove contact lenses, if present, after the first 5 minutes, then continue rinsing eye.</li> <li>• Call a poison control center or doctor for treatment advice.</li> </ul>
<b>If on Skin or Clothing:</b>	<ul style="list-style-type: none"> <li>• Take off contaminated clothing.</li> <li>• Rinse skin immediately with plenty of water for 15-20 minutes.</li> <li>• Call poison control center or doctor for treatment advice.</li> </ul>
<b>If Swallowed:</b>	<ul style="list-style-type: none"> <li>• Call poison control center or doctor immediately for treatment advice.</li> <li>• Have person sip a glass of water if able to swallow. Do not induce vomiting unless told to do so by the poison control center or doctor. Do not give anything by mouth to an unconscious person.</li> </ul>
<b>If Inhaled:</b>	<ul style="list-style-type: none"> <li>• Move person to fresh air.</li> <li>• If person is not breathing, call 911 or an ambulance then give artificial respiration, preferably by mouth-to-mouth, if possible.</li> <li>• Call a poison control center or doctor for further treatment advice.</li> </ul>
<b>(HOTLINE NUMBER</b> You may contact (xxx) xxx-xxxx for emergency medical treatment information.)	

### NOTE TO PHYSICIAN

Probable mucosal damage may contraindicate the use of gastric lavage.

*(Note to reviewer: Only one of the following statements is required. Referral to "Directions for Use" is required when directions for use are only found in booklet. Choose applicable statement noted in curly bracket. )*

See (side) (back)(s) panel for additional precautionary statements.

or

See booklet for {(complete) (additional)} information (and) (including) (Directions for Use)

## FRONT, BACK OR SIDE PANEL

EPA REG. NO. 1839-215

EPA EST. NO. (as indicated on container)

### STEPAN COMPANY

22 West Frontage Road  
 Northfield, IL 60093

Bracketed information is denoted as: { insert as noted }, ( optional text ), [ required qualifier ].  
 The term "this product" used throughout this document may be replaced with the marketed product brand name.  
 The term "x" is a place holder for numerical digits.  
 Punctuation and plural/singular word forms may be adjusted to allow for grammatical correctness.  
 Appropriate metric or imperial unit conversion may be added as optional supplemental information.

## **PACKAGING CLAIMS**

- Bonus (pack)(size)
- (Extra) value (pack)(size)
- (Dual)(X) pack
- Twin pack

## **MARKETING CLAIMS**

### **General**

- Clean(er)(ing)
- Disinfect(ant)(ing)
- Detergent
- Virucide\*
- Fungicide [against pathogenic fungi]
- Mildewcide
- Mildewstat
- Deodorize(r)(s)
- Kills Germs
- Kills Mold & Mildew
- pH Neutral
- Effective cleaning (strength)(power)
- Concentrate(d)
- Citrus canker control (*Not for Use in California*)

- For Home, Hospital, Institutional, and Industrial Use
- SC-NDC-128 (This product) (product name) is for use (on hard, non-porous surfaces in) (on) {insert use site or surface from the Hard, non-porous surfaces and Use sites tables}.
- This product is a pH neutral formulation designed to provide effective cleaning, deodorizing, and disinfection<sup>3</sup> (on hard, non-porous surfaces in) (of) {insert use site or surface from the Hard, non-porous surfaces and Use sites tables} (where housekeeping is of prime importance in controlling cross contamination between treated surfaces).
- SC-NDC-128 (This product or product name) saves time, labor, and cost.
- This product is specially formulated to be non-dulling to floor finishes and requires no rinsing.
- Effective in the presence of 5% serum contamination
- (For) indoor/outdoor (use)
- Effective in 10 minutes in presence of Hard Water and 5% serum
- This product is formulated to a neutral pH, yet provides effective cleaning strength that will not dull high gloss floor finishes.
- (This product is) an economical concentrate (that can be used with a mop and bucket, trigger sprayers or sponge)
- For automatic dilution
- For use in federally inspected meat and poultry plants.
- (This product or product name) is a one step<sup>3,5</sup> neutral pH disinfectant that is effective against a broad spectrum of bacteria, is \*virucidal (including HIV-1, HCV and HBV) and inhibits the growth of mold and mildew and their odors when use as directed.
- SC-NDC-128 (this product or product name) is a broad-spectrum germicide<sup>3</sup>, cleaner, and deodorant that is effective at 1:128 (1 ounce per gallon) dilution in the presence of 400 ppm hard water (calculated as CaCO<sub>3</sub>) plus 5% organic blood serum.

Bracketed information is denoted as: { insert as noted }, ( optional text ), [ required qualifier ].

The term "this product" used throughout this document may be replaced with the marketed product brand name.

The term "x" is a place holder for numerical digits.

Punctuation and plural/singular word forms may be adjusted to allow for grammatical correctness.

Appropriate metric or imperial unit conversion may be added as optional supplemental information.

- Efficacy tests have demonstrated that (this product or product name) is an effective bactericide, fungicide, \*Virucide and Mildewcide in water up to 400 ppm hardness (as CaCO<sub>3</sub>) in the presence of organic soil (5% blood serum).
- **KILLS HIV-1, HCV and HBV ON PRE-CLEANED ENVIRONMENTAL SURFACES/OBJECTS PREVIOUSLY SOILED WITH BLOOD/BODY FLUIDS** in health care settings (Hospitals, Nursing Homes) or other settings in which there is an expected likelihood of soiling of inanimate surfaces/objects with blood or body fluids, and in which the surfaces/objects likely to be soiled with blood or body fluids can be associated with the potential for transmission of Human Immunodeficiency Virus Type 1 (associated with AIDS), Hepatitis C Virus (HCV) and Hepatitis B Virus (HBV).
- (This product or product name) deodorizes those areas which generally are hard to keep fresh smelling, such as garbage storage areas, empty garbage bins and cans, toilet bowls, and other areas which are prone to odors caused by microorganisms.
- (This product or product name) is a no rinse neutral pH disinfectant cleaner that disinfects, cleans and deodorizes in one labor saving step<sup>3</sup>.
- When used as directed, (this product or product name) will deodorize surfaces in toilet areas, garbage cans and garbage storage areas, and other places where bacterial growth can cause malodors.
- (This product or product name), when used as directed, is formulated to disinfect hard, non-porous, inanimate, non-food contact environmental surfaces: (floors), (walls), (metal), (stainless steel), (chrome), (glazed porcelain) (tile), (glazed ceramic) (tile), (plastic), (vanity tops), (shower stalls), (bathtubs), (tubs), (cabinets), (glass), (sealed granite), (sealed marble), (vinyl), (tables), (chairs), (desks), (bed frames), (doorknobs), (garbage cans), (non-wooden picnic tables), (non-wooden outdoor furniture), (telephones), (counter tops), (sinks), (refrigerator exteriors), (room-temperature coolers), (freezer exteriors), (room-temperature stovetops), (appliances), (equipment), (shelves), (racks), (carts), (shower doors), (shower curtains), (toilets), (urinals), (restroom fixtures), (kennels),(cages), (windows), (mirrors).
- For larger areas such as operating rooms, patient care facilities, and restrooms, (this product or product name) is designed to provide both general cleaning and disinfecting.
- Large inflatable non-porous plastic (rubber) (advertising) structures: animals, promotional items, moonwalks, slides, obstacle course play equipment, exercise equipment, exercise mats, wrestling mats.
- (This product or product name) is formulated to a neutral pH, yet provides effective cleaning strength that will not dull high gloss floor finishes.
- (This product or product name) cleans, shines, deodorizes and disinfects<sup>3</sup> all hard non-porous surfaces listed on the label. It inhibits the growth of mold and mildew, leaving bathrooms and kitchens clean and fresh smelling.
- (This product or product name) will not scratch (showers) (tubs) (shower doors) (fixtures) (and) (toilet bowls).
- (This product or product name) is for use in institutional kitchens and bathrooms.
- (This product or product name) is an economical concentrate that can be used with a mop and bucket, trigger sprayers or sponge.
- Use (this product or product name) to clean and disinfect non-porous personal protective safety equipment, protective headgear, hard hats, half mask respirators, full face breathing apparatus, gas masks, goggles, spectacles, face shields, hearing protectors and ear muffs. Rinse all equipment that comes in prolonged contact with skin before reuse with clean warm water (about 120°F), and allow to air dry. (Caution: Cleaning at the 120°F temperature will avoid overheating and distortion of the personal safety equipment that would necessitate replacement.)

Use (this product or product name) to disinfect non-porous salon/barber tools and instruments: combs, brushes, razors, clippers, scissors, trimmer blades, and manicure/pedicure instruments.

(This product or product name) is used for Poultry Premise Sanitation (Hatcheries):

Bracketed information is denoted as: { insert as noted }, ( optional text ), [ required qualifier ].

The term "this product" used throughout this document may be replaced with the marketed product brand name.

The term "x" is a place holder for numerical digits.

Punctuation and plural/singular word forms may be adjusted to allow for grammatical correctness.

Appropriate metric or imperial unit conversion may be added as optional supplemental information.

Egg Receiving Area  
Egg Holding Area  
Setter Room

Tray Dumping Area  
Chick Holding Area  
Hatchery Room

Chick Processing Area  
Chick Loading Area  
Poultry Buildings

(This product or product name) is used for Swine Premise Sanitation:

Farrowing Barns and Areas  
Waters and Feeders  
Hauling Equipment

Dressing Plants  
Loading Equipment  
Nursery

Blocks  
Creep Area  
Chutes

## **DISINFECTION CLAIMS**

- This product is a one step<sup>3, 5</sup> neutral pH disinfectant that is effective against a broad spectrum of bacteria.
- Formulated for Effective Farm Premise Disinfection
- Formulated for Effective Poultry Premise Disinfection
- Formulated for Effective Swine Premise Disinfection
- Formulated for Effective Veterinary Practice/Animal Care/Animal Laboratory Disinfection
- One-Step Disinfectant, Cleaner and Deodorant<sup>3</sup>
- (10)(Ten) minute hospital disinfectant
- Kills 99.9% of bacteria in (just) (10)(ten) minutes
- Kills (99.9%<sup>3</sup> of) Germs
- Kills 99.9% of \*Viruses (Bacteria) (and) (Fungi) (on hard, non-porous household surfaces)
- This product is a 10 minute hospital disinfectant (effective in the presence of hard water and organic serum)
- Kills {insert pathogen from the Microorganisms table}
- Disinfects against {insert pathogen from the Microorganisms table }
- For large areas such as {insert use site or surface from the Hard, non-porous surfaces and Use sites tables} this product is designed to (clean and disinfect<sup>3</sup>)(provide both general cleaning and disinfecting<sup>3</sup>)
- (This product is) a no rinse neutral pH disinfectant cleaner that disinfects, cleans and deodorizes in one (easy)(labor saving) step<sup>3</sup>.
- Hospital disinfectant
- EFFICACY TESTS HAVE DEMONSTRATED THAT (this product) IS AN EFFECTIVE BACTERICIDE, FUNGICIDE, VIRUCIDE\* AND MILDEWCIDE IN WATER UP TO 400 PPM HARDNESS (AS CaCO<sub>3</sub>) IN THE PRESENCE OF ORGANIC SOIL (5% BLOOD SERUM).
- (This Product) (Product Name) (Kills) (is) (Effective against) (Eliminates 99.9%<sup>3</sup>) (of) (has demonstrated effectiveness against) the virus that causes COVID-19<sup>2</sup> on hard non-porous surfaces (in) (just) 2 minutes (!)
- (This Product) (Product Name) (Kills) (is) (Effective against) (Eliminates 99.9%<sup>3</sup>) (of) (has demonstrated effectiveness against) SARS-CoV-2 (the Coronavirus that causes COVID-19) on hard non-porous surfaces (in) (just) 2 minutes(!)
- (This Product) (Product Name) (Kills) (is) (Effective against) (Eliminates 99.9%<sup>3</sup>) (of) (has demonstrated effectiveness against) SARS-CoV-2, which causes COVID-19<sup>2</sup> on hard non-porous surfaces (in) (just) 2 minutes(!)
- (This Product) (Product Name) (Kills) (is) (Effective against) (Eliminates 99.9%<sup>3</sup>) (of) (has demonstrated effectiveness against) SARS-Related Coronavirus 2 (SARS-CoV-2) (USA-WA1/2020) (causative agent of COVID-19) (the virus that causes COVID-19) on hard non-porous surfaces (in) (just) 2 minutes(!)
- (This Product) (Product Name) (Kills) (is) (Effective against) (Eliminates 99.9%<sup>3</sup>) (of) (has demonstrated effectiveness against) SARS-CoV-2 virus (COVID-19 illness) responsible for the severe acute respiratory (syndrome) (COVID-19) (disease) on hard non-porous surfaces (in) (just) 2 minutes(!)
- (This Product) (Product Name) Disinfects hard non-porous surfaces by killing (99.9%<sup>3</sup>) (of) the virus that causes COVID-19<sup>2</sup> (in) (just) (One Step<sup>3, 5</sup>)
- (This Product) (Product Name) Disinfects hard non-porous surfaces by killing (99.9%<sup>3</sup>) (of) SARS-CoV-2 (the Coronavirus that causes COVID-19) (in) (just) (One Step<sup>3, 5</sup>)

Bracketed information is denoted as: { insert as noted }, ( optional text ), [ required qualifier ].

The term "this product" used throughout this document may be replaced with the marketed product brand name.

The term "x" is a place holder for numerical digits.

Punctuation and plural/singular word forms may be adjusted to allow for grammatical correctness.

Appropriate metric or imperial unit conversion may be added as optional supplemental information.

- (This Product) (Product Name) Disinfects hard non-porous surfaces by killing (99.9%<sup>3</sup>) (of) SARS-CoV-2, which causes COVID-19<sup>2</sup> (in) (just) (One Step<sup>3, 5</sup>)
  - (This Product) (Product Name) Disinfects hard non-porous surfaces by killing (99.9%<sup>3</sup>) (of) SARS-Related Coronavirus 2 (SARS-CoV-2) (USA-WA1/2020) (causative agent of COVID-19) (the virus that causes COVID-19) (in) (just) (One Step<sup>3, 5</sup>)
  - (This Product) (Product Name) Disinfects hard non-porous surfaces by killing (99.9%<sup>3</sup>) (of) SARS-CoV-2 virus (COVID-19 illness) responsible for the severe acute respiratory (syndrome) (COVID-19) (disease) (in) (just) (One Step<sup>3, 5</sup>)
  - (This Product) (Product Name) (Kills) (is) (Effective against) (Eliminates 99.9%<sup>3</sup>) (of) (has demonstrated effectiveness against) the virus that causes COVID-19<sup>2</sup> on hard non-porous surfaces
  - (This Product) (Product Name) (Kills) (is) (Effective against) (Eliminates 99.9%<sup>3</sup>) (of) (has demonstrated effectiveness against) SARS-CoV-2 (the Coronavirus that causes COVID-19) on hard non-porous surfaces
  - (This Product) (Product Name) (Kills) (is) (Effective against) (Eliminates 99.9%<sup>3</sup>) (of) (has demonstrated effectiveness against) SARS-CoV-2, which causes COVID-19<sup>2</sup> on hard non-porous surfaces
  - (This Product) (Product Name) (Kills) (is) (Effective against) (Eliminates 99.9%<sup>3</sup>) (of) (has demonstrated effectiveness against) SARS-Related Coronavirus 2 (SARS-CoV-2) (USA-WA1/2020) (causative agent of COVID-19) (the virus that causes COVID-19<sup>2</sup>) on hard non-porous surfaces
  - (This Product) (Product Name) (Kills) (is) (Effective against) (Eliminates 99.9%<sup>3</sup>) (of) (has demonstrated effectiveness against) SARS-CoV-2 virus (COVID-19 illness) responsible for the severe acute respiratory (syndrome) (COVID-19) (disease) on hard non-porous surfaces
  - (This Product) (Product Name) Kills (99.9%<sup>3</sup> of) SARS-CoV-2, which causes COVID-19<sup>2</sup> on hard non-porous surfaces
  - (This Product) (Product Name) Kills (99.9%<sup>3</sup> of) SARS-CoV-2, which causes COVID-19<sup>2</sup> on hard non-porous surfaces (in) (just) 2 minutes(!)
  - This Product) (Product Name) Kills (99.9%<sup>3</sup> of) SARS-CoV-2, which causes COVID-19<sup>2</sup> on hard non-porous surfaces (in) (just) (One Step<sup>3, 5</sup>)
  - This Product) (Product Name) Kills (99.9%<sup>3</sup> of) SARS-CoV-2, which causes COVID-19<sup>2</sup> on hard non-porous surfaces
  - (This Product) (Product Name) Kills (is) (Effective against) the virus that causes COVID-19<sup>2</sup> on hard non-porous surfaces
  - (This Product) (Product Name) Kills (is) (Effective against) the virus that causes COVID-19<sup>2</sup> on hard non-porous surfaces (in) (just) 2 minutes(!)
  - (This Product) (Product Name) Kills (is) (Effective against) the virus that causes COVID-19<sup>2</sup> on hard non-porous surfaces (in) (just) (One Step<sup>3, 5</sup>)
  - (This Product) (Product Name) Kills SARS-CoV-2 (COVID 19 virus) (virus) on hard non-porous surfaces
  - (This Product) (Product Name) Kills SARS-CoV-2 (COVID 19 virus) (virus) on hard non-porous surfaces (in) (just) 2 minutes(!)
  - (This Product) (Product Name) Kills SARS-CoV-2 (COVID 19 virus) (virus) on hard non-porous surfaces (in) (just) (One Step<sup>3, 5</sup>)
  - (This Product) (Product Name) (is) Effective against SARS-CoV-2 (COVID 19 virus) on hard non-porous surfaces
  - (This Product) (Product Name) (is) Effective against SARS-CoV-2 (COVID 19 virus) on hard non-porous surfaces (in) (just) 2 minutes(!)
  - (This Product) (Product Name) (is) Effective against SARS-CoV-2 (COVID 19 virus) on hard non-porous surfaces (in) (just) (One Step<sup>3, 5</sup>)
  - (This product) (Product Name) is a broad-spectrum, hard non-porous surface disinfectant that has been shown to be effective against SARS-CoV-2 (COVID-19 virus tested and listed on the label)
- Mushroom farm sanitization [*Not for Use in California*]

## **FUNGI / MOLD / MILDEW CLAIMS**

- (Inhibits)(prevents)(stops) the growth of mold and mildew
- Leaves {insert use site or surface from the Hard, non-porous surfaces and Use sites tables} (smelling) clean and fresh)

- (This product) will not scratch {insert use site or surface from the Hard, non-porous surfaces and Use sites tables}
- Kills 99.9% of (fungus)(fungi)(mildew)(mold) in (just) 10 minutes<sup>#</sup>
- Kills 99.9% of (fungus)(fungi)(mildew)(mold)<sup>#</sup>
- Kills (fungus)(fungi)(mildew)(mold)
- Kills athlete's foot fungus
- Kills fungus causing (ringworm)(ringworm of the foot)<sup>#</sup>
- Kills Trichophyton interdigitale, formerly known as Trichophyton mentagrophytes, the cause of (ringworm)(ringworm of the foot)

## **DEODORIZING & CLEANING CLAIMS**

- Deodorizing Formula
- This product inhibits the growth of mold and mildew and their odors ((in)(on) {insert use site or surface from the Hard, non-porous surfaces and Use sites tables}) when use as directed
- This product is a broad-spectrum germicide<sup>3</sup>, cleaner, and deodorant that is effective at 1:128 (1 ounces per gallon) dilution in the presence of 400 ppm hard water (calculated as CaCO<sub>3</sub>) plus 5% organic blood serum.
- This product deodorizes areas that are hard to keep (smelling) fresh, such as {insert use site or surface from the Hard, non-porous surfaces and Use sites tables}
- This product deodorizes {insert use site or surface from the Hard, non-porous surfaces and Use sites tables} (,and other areas which are prone to odors caused by microorganisms)
- (When used as directed) this product (deodorizes)(will deodorize) surfaces in toilet areas, garbage cans and garbage storage areas, and other places where bacterial growth can cause malodors
- (Effective)(powerful)(quick)(superior) cleaning strength
- Can be used with a (mop and bucket)(trigger sprayer)(or)(sponge)

## **CLAIM QUALIFIERS**

### **BACTERICIDAL ACTIVITY:**

This product is an effective bactericide against Staphylococcus aureus (ATCC 6538), Pseudomonas aeruginosa (ATCC 15442), (and) Salmonella (choleraesuis) enteric (ATCC 10708), { and insert bacteria with 10 minute contact time from Microorganism Table on page 10-11} on hard, non-porous, non-food contact surfaces in 10 minutes.

<<OR>>

Bactericidal in 10 minutes against: Pseudomonas aeruginosa (ATCC 15442), Staphylococcus aureus (ATCC 6538), Salmonella (Choleraesuis) enterica (ATCC 10708) and Klebsiella aerogenes (ATCC 13048).

Bactericidal in 5 minutes against: {insert bacteria with 5 minute contact time from Microorganism Table on page 10-11}

### **\*VIRUCIDAL ACTIVITY:**

\*Virucidal in 5 minutes against: {insert viruses with 5 minute contact time from Microorganism Table on page 11}

\*Virucidal in 3 minutes against: {insert virus with 3 minute contact time from Microorganism Table on



page 11}

\*Virucidal in 2 minutes against: {insert virus with 2 minute contact time from Microorganism Table on page 11}

\*Virucidal in 30 seconds against: {insert virus with 30 second contact time from Microorganism Table on page 11}

# This product is an effective fungicide against Trichophyton interdigitale and mildewcide against Aspergillus niger in 10 minutes, and Candida albicans in 5 minutes on hard, non-porous, non-food contact surfaces.

<sup>1</sup> Rinse all equipment that comes in prolonged contact with skin before reuse with clean warm water (about 120°F), and allow to air dry. (Caution: Cleaning at the 120°F temperature will avoid overheating and distortion of the personal safety equipment that would necessitate replacement.)

<sup>2</sup> [This product or product is not to be used as a terminal sterilant/high-level disinfectant on any surface or instrument that (1) is introduced directly into the human body either into or in contact with the bloodstream or normally sterile areas of the body, or (2) contacts intact mucous membranes but which does not ordinarily penetrate the blood barrier or otherwise enter normally sterile areas of the body.] or [This product or product is not for use on critical and semi-critical medical device surfaces.]

<sup>3</sup> when used according to disinfection directions

<sup>4</sup> SARS-Related Coronavirus 2

<sup>5</sup>Non-food contact [(use site)(surfaces)] only.

## **SURFACES & USE SITES**

Product label may list surface or site and/or a graphic depicting the surface/site.

### **Hard, non-porous surfaces:**

Appliance Exteriors	Glazed Porcelain	Restroom Fixtures
(Bath)tubs	Goggles <sup>1</sup>	Salad Bar Sneeze Guards
Bed Frames	Half Mask Respirators <sup>1</sup>	Sealed Granite
Bidets	Hard hats <sup>1</sup>	Sealed Marble
Bins	Inflatable Advertising Structures	Shelves
Cabinets	Inflatable play structures	Shower (doors)(curtains)
Cages	Kennels	Shower Stalls
	Laminate	Sinks (Basins)
Carts	Light Switches	Sports Equipment
Chairs	Litter Boxes	Stainless Steel <sup>2</sup>

Bracketed information is denoted as: { insert as noted }, ( optional text ), [ required qualifier ].

The term "this product" used throughout this document may be replaced with the marketed product brand name.

The term "x" is a place holder for numerical digits.

Punctuation and plural/singular word forms may be adjusted to allow for grammatical correctness.

Appropriate metric or imperial unit conversion may be added as optional supplemental information.

Chrome	Metal <sup>2</sup>	Room-Temperature Stovetops
Room-Temperature Coolers	Metal Blinds	Tables
Desks	Microwave (oven) exteriors	Telephones
Diaper Pails	Mirrors	
Doorknobs (and pulls)	Non-wood Furniture	Toilets
Counters (Countertops)	Obstacle Course Play Equipment	Tools
Drinking Fountains	Obstacle Course Play Equipment	Urinals
Ear Muffs <sup>1</sup>	Outdoor Patio Furniture	Vanity Tops
Exercise Equipment	Patient Chairs <sup>2</sup>	Vinyl
Exercise Mats	Personal Protective Safety Equipment <sup>1</sup>	(Washable) Walls
Face Shields <sup>1</sup>	Plastic	Wheelchairs <sup>2</sup>
Faucets	Plastic Laundry Baskets	Whirlpool Interiors
Floors	Plastic Mattress Covers	Windows
Freezer Exteriors	Protective Headgear <sup>1</sup>	Wrestling Mats
Full Face Breathing Apparatus <sup>1</sup>	Racks	(Barber)(Salon) tools
Garbage(cans)(pails)	Recycling Bins	Scissors
Gas Masks <sup>1</sup>	Refrigerator Exteriors	Manicure/pedicure instruments
Glass	Remote Controls	
Glazed Ceramic Tile		

**Use Sites:**

Airplanes	Food Processing Plants	Office Buildings (Businesses)
Amphitheaters	Food Service Establishment	Operating Rooms <sup>2</sup>
Animal Care Facilities	Food Storage Areas	Pet Animal Quarters
Animal Life Science Laboratories	Funeral Homes	Pet Shops
Athletic Facilities	Health Clubs	Play Grounds
Automotive Garages	Hog Farms	Public Eating Establishments
Bars	Hospitals <sup>2</sup>	Recreation(al) Facilities
(Barber)(Beauty)shops	Hotels	Restaurants
Bathrooms	Household Bathrooms	Restrooms
Boats	Household Kitchens	Retail (Business)(es)(Stores) (Establishments)
(Breeding)(Grooming) Establishments	Households	(Massage) (Facial) (Hair) (Nail) Salons
Buses	Institutions	Schools
Cafeterias	Institutional Bathrooms	Ships
Camp Grounds	Institutional Facilities	Spas
Cars	Institutional Kitchens	Sports Stadiums
Churches	Isolation Wards	Supermarkets
Classrooms	Kennels	Tanning Spas

Bracketed information is denoted as: { insert as noted }, ( optional text ), [ required qualifier ].  
The term "this product" used throughout this document may be replaced with the marketed product brand name.  
The term "x" is a place holder for numerical digits.  
Punctuation and plural/singular word forms may be adjusted to allow for grammatical correctness.  
Appropriate metric or imperial unit conversion may be added as optional supplemental information.

Colleges	Kitchens	Tattoo Parlors
Commercial Kitchens	Laboratories	Taxis
Convenience Stores	Laundries	(Trailers) (Campers)
Convention Centers	Locker Rooms	Trains
Crime Scenes	Lodging Establishments	Transportation Terminals
Dairy Farms	Manufacturing Facilities	(Turkey)(poultry)(beef)(swine) Farms
Dental Offices <sup>2</sup> (and Clinics)	Medical Offices <sup>2</sup> (and Clinics)	Universities
Dressing Rooms	Medical Research Facilities <sup>2</sup>	Veterinary Clinics
Egg Processing Plants	Mobile Homes	Wholesale Stores (Establishments)
Factories	Motels	Zoos
Fast Food Operations	Nursing Homes <sup>2</sup>	
Federally Inspected Meat & Poultry Plants		
Hatcheries(:)		
Egg Receiving Area	Tray Dumping Area	Chick Processing Area
Egg Holding Area	Chick Holding Area	Chick Loading Area
Setter Room	Hatchery Room	Poultry Buildings
Swine Premises(:)		
Farrowing (Barns)(Areas)	Hauling Equipment	Creep Area
Waterers	Dressing Plants	Chutes
Feeders	Blocks	Nursery

## **MICRO-ORGANISMS**

This product has been tested and found to be efficacious against the following micro-organisms on hard, non-porous surfaces:

<b>DISINFECTION</b>		
<b>Bacteria</b>		<b>Contact Time</b>
Klebsiella aerogenes	(ATCC 13048)	10 minutes
Staphylococcus aureus	(ATCC 6538)	10 minutes
Pseudomonas aeruginosa	(ATCC 15442)	10 minutes
Salmonella (choleraesuis) enterica	(ATCC 10708)	10 minutes
Enterococcus faecium	(ATCC 6569)	5 minutes
Escherichia coli	(ATCC 8739)	5 minutes
Escherichia coli O157:H7	(ATCC 43895)	5 minutes
Klebsiella pneumoniae	(ATCC 13883)	5 minutes
Listeria monocytogenes	(ATCC 984)	5 minutes
Proteus mirabilis (clinical isolate)		5 minutes

Bracketed information is denoted as: { insert as noted }, ( optional text ), [ required qualifier ].  
The term "this product" used throughout this document may be replaced with the marketed product brand name.  
The term "x" is a place holder for numerical digits.  
Punctuation and plural/singular word forms may be adjusted to allow for grammatical correctness.  
Appropriate metric or imperial unit conversion may be added as optional supplemental information.

Proteus vulgaris	(ATCC 33420)	5 minutes
Salmonella (enteritidis) enterica	(ATCC 13076)	5 minutes
Salmonella (pullorum) enterica	(ATCC 9120)	5 minutes
Salmonella (typhi) enterica	(ATCC 6539)	5 minutes
Salmonella (typhimurium) enterica	(ATCC 14028)	5 minutes
Serratia marcescens (Industry Isolate)		5 minutes
Shigella flexneri	(ATCC 12022)	5 minutes
Shigella sonnei	(ATCC 9290)	5 minutes
Staphylococcus epidermidis	(ATCC 14990)	5 minutes
Streptococcus pyogenes	(ATCC 19615)	5 minutes
Yersinia enterocolitica	(ATCC 23715)	5 minutes
Antibiotic resistant Enterococcus faecium (clinical isolate) [Antibiotic Resistance to Ciprofloxacin, Penicillin, Vancomycin]		5 minutes
Antibiotic resistant Escherichia coli (clinical isolate) [Antibiotic Resistance to Methicillin]		5 minutes
Antibiotic resistant Klebsiella pneumonia (clinical isolate) [Antibiotic Resistance to Methicillin]		5 minutes
Antibiotic resistant Staphylococcus epidermidis (clinical isolate) [Antibiotic Resistance to Amoxicillin/CA, Ampicillin/Sulbatam, Cefazolin, Ciprofloxacin, Clindomycin, Erythromycin, Gentamicin, Levofloxacin, Oxacillin, Penicillin, Rifampin, Trimethsulfa]		5 minutes
Extended Spectrum Beta-Lactamase (ESBL) Escherichia coli [Antibiotic Resistance to Ceftazidime, Penicillin]	(ATCC BAA-196)	5 minutes
Methicillin resistant Staphylococcus aureus (MRSA)	(ATCC 33591)	5 minutes
Multi-Drug Resistant (MDR) Acinetobacter baumannii [Antibiotic Resistance to Amoxicillin/Clavulanic acid, Ampicillin/ Sublactam, Aztreonam, Benzylpenicillin, Cefepime, Cefotaxime, Cefoxitin, Ceftazadime, Ceftriaxone, Cefuroxime, Chloramphenicol, Clindamycin, Daptomycin, Erythromycin, Linezolid, Oxacillin, Penicillin, Quinupristin/Dalfopristin, Spectinomycin, Tetracycline, Tigecycline, Trimethoprim/sulfamethoxazole, Vancomycin ]	(ATCC 19606)	5 minutes
Oxacillin resistant Streptococcus pneumoniae	(ATCC 35088)	5 minutes
Vancomycin Resistant Enterococcus faecium (VRE) (clinical isolate) [Antibiotic Resistance to Ciprofloxacin, Penicillin, Vancomycin]		5 minutes
Vancomycin intermediate resistant Staphylococcus aureus (VISA)	(ATCC 700699)	5 minutes
<b>Viruses</b>		<b>Contact Time</b>
Human Immunodeficiency Virus Type 1, (associated with AIDS)		30 seconds
Hepatitis B Virus (HBV) (Duck Hepatitis B Virus-DHBV)		3 minutes
Avian Influenza Virus (H9N2)		5 minutes
Bovine Viral Diarrhea Virus (BVDV)	(ATCC 534)	5 minutes
Hepatitis C Virus (HCV) (Bovine Viral Diarrhea Virus - BVDV)		5 minutes
Herpes Simplex Virus Type 1	(ATCC VR-733)	5 minutes
Herpes Simplex Virus Type 2	(ATCC VR-734)	5 minutes

Bracketed information is denoted as: { insert as noted }, ( optional text ), [ required qualifier ].  
The term "this product" used throughout this document may be replaced with the marketed product brand name.  
The term "x" is a place holder for numerical digits.  
Punctuation and plural/singular word forms may be adjusted to allow for grammatical correctness.  
Appropriate metric or imperial unit conversion may be added as optional supplemental information.

Influenza Virus Type A2	(ATCC VR-544)	5 minutes
Pseudorabies	(ATCC VR-135)	5 minutes
Respiratory Syncytial Virus (RSV)	(ATCC VR-26)	5 minutes
Rotavirus	(ATCC VR-899)	5 minutes
SARS Associated Coronavirus		5 minutes
Vaccinia	(ATCC VR-119)	5 minutes
SARS-Related Coronavirus 2 [SARS-CoV-2] USA-WA1/2020 BEI NR-52281		2 minutes
<b>Fungi / Mildew</b>		<b>Contact Time</b>
Trichophyton interdigitale (athlete's foot fungus)	(ATCC 9533)	10 minutes
Aspergillus niger	(ATCC 6275)	10 minutes
Candida albicans	(ATCC 10231)	5 minutes

## **PRECAUTIONARY STATEMENTS**

### **PRECAUTIONARY STATEMENTS HAZARDS TO HUMANS AND DOMESTIC ANIMALS.**

#### **DANGER**

KEEP OUT OF REACH OF CHILDREN. CORROSIVE. Causes irreversible eye damage and skin burns. Do not get in eyes, on skin or on clothing. May be fatal if inhaled. Do not breathe spray mist. Harmful if swallowed or absorbed through skin. Wear goggles or face shield, rubber gloves and protective clothing when handling. Wash thoroughly with soap and water after handling and before eating, drinking, using tobacco or using the toilet. Remove contaminated clothing and wash before reuse.

*(for containers 5 gallons or greater)*

#### **ENVIRONMENTAL HAZARDS**

This product is toxic to fish, aquatic invertebrates, oysters and shrimp. Do not discharge effluent containing this product into lakes, streams, ponds, estuaries, oceans or other waters unless in accordance with the requirements of a National Pollutant Discharge Elimination System (NPDES) permit and the permitting authority has been notified in writing prior to discharge. Do not discharge effluent containing this product to sewer systems without previously notifying the local sewage treatment plant authority. For guidance contact your State Water Board or Regional Office of the EPA.

#### **STORAGE AND DISPOSAL**

DO NOT CONTAMINATE WATER, FOOD, OR FEED BY STORAGE OR DISPOSAL.

**PESTICIDE STORAGE** - Store in a dry place no lower in temperature than 50°F or higher than 120°F.

**PESTICIDE DISPOSAL** - Pesticide wastes are acutely hazardous. Improper disposal of excess pesticide, spray mixture, or rinsate is a violation of Federal Law. If these wastes cannot be disposed of by use according to label instructions, contact your State Pesticide or Environmental Control Agency, or the Hazardous Waste representative at the nearest EPA Regional Office for guidance.

<b>CONTAINER DISPOSAL</b> - <i>(mandatory language - choose applicable directions)</i>
--

<i>For products only with household/residential use sites</i>	Nonrefillable container. Do not reuse this container. Triple rinse or equivalent. Then offer for recycling or reconditioning. If not available, dispose in trash
<i>For products with industrial, institutional, and commercial use sites</i>	Nonrefillable container. Do not reuse this container. Triple rinse or equivalent.
<i>For reuseable container</i>	Container can be reused once the container is empty. Empty container of concentrate into dilution dispenser (specific equipment can be named to replace "dilution dispenser"). Dispenser will automatically dilute a disinfectant solution. Remove concentrate label. Refill container with use-dilution of concentrate from the dispenser. Replace cap with spray nozzle provided. Place correct use dilution label on the spray bottle.
<i>For containers 5 gallons or less</i>	Triple rinse as follows: Fill container ¼ full with water and recap. Agitate vigorously. Follow Pesticide Disposal instruction for rinsate disposal. Drain for 10 seconds after the flow begins to drip. Repeat procedure two more times. Offer for recycling or reconditioning, if available. If not available, puncture and dispose in a sanitary landfill.
<i>For containers greater than 5 gallons</i>	Triple rinse as follows: Fill container ¼ full with water. Tip container on its side and roll it back and forth ensuring at least one complete revolution for 30 seconds. Stand the container on its end and tip it back and forth several times. Turn the container over onto its other end and tip it back and forth several times. Follow Pesticide Disposal instructions for rinsate disposal. Repeat this procedure two more times. Offer for recycling or reconditioning, if available. If not available, puncture and dispose in a sanitary landfill.
<i>For products with industrial, institutional and commercial use sites and containers with a one-way opening for use in automatic dilution/dispensing systems</i>	Nonrefillable container. Do not reuse or refill this container. When container is empty, replace cap and discard in trash.  <b>Note to reviewer:</b> <i>The one-way opening container language is optional language and not required on the in-commerce label</i>

(when applicable)

**PACKET DISPOSAL** – Do not reuse; discard empty container and put in trash.

## **DIRECTIONS FOR USE**

*Note: product packaged in packet form must include Packet Directions for Use in addition to disinfection, fungicide, cleaning, and/or site/application-specific directions for use.*

*{Note to reviewer this statement must be used on labels that list food contact surfaces: Surfaces which may contact food must be rinsed thoroughly with potable water after use.}*

### **DIRECTIONS FOR USE**

It is a violation of Federal Law to use this product in a manner inconsistent with its labeling.

*(For labels that list medical premises and metal and/or stainless steel surfaces, one of the following statements must be used:)*

(This product or product name) is not to be used as a terminal sterilant/high-level disinfectant on any surface or instrument that (1) is introduced directly into the human body either into or in contact with the bloodstream or normally sterile areas of the body, or (2) contacts intact mucous membranes but which does not ordinarily penetrate the blood barrier or otherwise enter normally sterile areas of the body.

or

(This product or product name) is not for use on critical and semi-critical medical device surfaces.

**DEODORIZATION:** To deodorize, apply (this product or product name) as indicated under the heading DISINFECTION

Bracketed information is denoted as: { insert as noted }, ( optional text ), [ required qualifier ].

The term "this product" used throughout this document may be replaced with the marketed product brand name.

The term "x" is a place holder for numerical digits.

Punctuation and plural/singular word forms may be adjusted to allow for grammatical correctness.

Appropriate metric or imperial unit conversion may be added as optional supplemental information.

(or)

To deodorize, apply this product as indicated under the heading DISINFECTION. For heavy duty deodorization dilute this product at 4 to 6 ounces per gallon (or equivalent dilution). and apply as indicated under the heading DISINFECTION.

**GENERAL CLEANING:** Apply (this product or product name) to soiled area with a mop, cloth, sponge, hand pump trigger sprayer or low pressure coarse sprayer. (This product or product name) can be diluted at 1 ounce per gallon (or applied at full strength). Thoroughly wet soiled surface and scrub as necessary.

**TO (CLEAN)(REMOVE) MOLD STAINS and MILDEW STAINS:** This product (product name) can be used at full strength or at a use dilution down to 2 ounces per gallon of water (or equivalent dilution). Apply full strength or diluted solution to surface to be cleaned with a cloth, mop, sponge or hand pump trigger sprayer. Thoroughly wet soiled surface completely and scrub as necessary.

**DISINFECTION:** To disinfect inanimate, hard non-porous surfaces add 1 ounce of this product per gallon of water (or equivalent dilution). Apply solution with a mop, cloth, sponge, hand pump trigger sprayer or low pressure coarse sprayer so as to wet all surfaces thoroughly. Allow to remain visibly wet for 10 minutes, then remove excess liquid. For sprayer applications, spray 6-8 inches from surface, rub with brush, sponge or cloth. Do not breathe spray mist. For visibly soiled areas, a pre-cleaning step is required.

Prepare a fresh use-solution daily or more often if the use-solution becomes visibly (dirty), (contaminated) or diluted. All surfaces that come in contact with food must be rinsed with potable water. Do not use on utensils, glasses and dishes.

*(Required if making an HIV claim on the product label)*

**SPECIAL INSTRUCTIONS FOR CLEANING AND DECONTAMINATION AGAINST HIV-1, HCV and HBV OF SURFACES/OBJECTS SOILED WITH BLOOD/BODY FLUIDS.**

**PERSONAL PROTECTION:** When handling items soiled with blood or body fluids, use disposable latex gloves, gowns, masks, and eye coverings.

**CLEANING PROCEDURES:** Blood and other body fluids must be thoroughly cleaned from surfaces and objects before application of this product.

**CONTACT TIME:** HIV-1 is inactivated after a thirty (30) second contact time. HBV is inactivated after a three (3) minute contact time. HCV is inactivated after five (5) minute contact time. Use a ten (10) minute contact time for other organisms as stated on the label.

**DISPOSAL OF INFECTIOUS MATERIALS:** Blood and other body fluids must be autoclaved and disposed of according to local regulations for infectious waste disposal.

**FUNGICIDE & MILDEWCIDE:**

**(Fungicide) (Fungicidal Activity):** At 1 ounce per gallon dilution (equivalent dilution), this product is fungicidal against the pathogenic fungi, *Trichophyton interdigitale* (ATCC 9533) (Athlete's Foot Fungus) (a cause of ringworm) (a cause of ringworm of the foot) and *Candida albicans* (ATCC 10231). Apply this product (solution) with a cloth, sponge or hand pump trigger sprayer to hard, non-porous surface(s) (found in bathrooms, shower stalls, locker rooms, exercise facilities or other clean, hard non-porous surfaces commonly contacted by bare feet). Allow the surface to remain wet for 10 minutes, for *Candida albicans* allow surface to remain wet for 5 minutes, then remove excess liquid. Diluted product must be applied daily or more frequently with heavy facility use.

**(Mildewcide) (Mildewcidal Activity):** At a (1:128) (1 ounce per gallon) (equivalent dilution) dilution 400 ppm hard water (calculated as  $\text{CaCO}_3$ ) and 5% organic blood serum, SC-NDC-128 (this product) (product name) will kill *Aspergillus niger* (ATCC 6275) when applied to hard, non-porous surfaces. Allow surface to remain wet for 10 minutes and let air dry. Repeat when mildew growth returns.

Bracketed information is denoted as: { insert as noted }, ( optional text ), [ required qualifier ].

The term "this product" used throughout this document may be replaced with the marketed product brand name.

The term "x" is a place holder for numerical digits.

Punctuation and plural/singular word forms may be adjusted to allow for grammatical correctness.

Appropriate metric or imperial unit conversion may be added as optional supplemental information.

**MILDEWSTAT:** To control mold and mildew (*Aspergillus niger*) and the odors it causes on pre-cleaned, hard, non-porous inanimate surfaces, add 1 (or 2) (or 3) (x) ounces of this product per gallon of water (or equivalent dilution). Apply solution with a cloth, mop, sponge or hand pump trigger sprayer making sure to wet all surfaces completely. Let air dry. Prepare a fresh solution for each use. Repeat application at weekly intervals or when mildew growth appears.

#### **SITE AND APPLICATION SPECIFIC DIRECTIONS FOR USE**

**Light Duty Cleaning (Directions):** Apply this product to soiled area with a mop, cloth, sponge, hand pump trigger sprayer or low pressure coarse sprayer. This product can be diluted at 1 ounce per gallon or other dilutions up to 3 ounces per gallon. Thoroughly wet soiled surface and scrub as necessary.

**(To) Disinfect Food Processing Premises (Directions):** Before using (this product or product name), food products and packaging materials must be removed from the area or carefully protected. For floors, walls, and storage areas, add 1 ounce of (this product or product name) per gallon of water. For visibly soiled areas, a pre-cleaning step is required. Apply solution with a mop, cloth, sponge, hand pump trigger sprayer or low pressure coarse sprayer so as to wet all surfaces thoroughly. Allow to remain visibly wet for 10 minutes, then remove excess liquid. All surfaces that may come in contact with food must be rinsed with potable water.

**Restaurant Premises Disinfection (Directions):** Before using (this product or product name), food products and packaging materials must be removed from the area or carefully protected. For countertops, appliances, tables, add 1 ounce of (this product or product name) per gallon of water. For visibly soiled areas, a pre-cleaning step is required. Apply solution with a cloth, sponge or hand pump trigger sprayer so as to wet all surfaces thoroughly. Allow the surface to remain wet for 10 minutes, then remove excess liquid and rinse the surface with potable water. (This product or product name) cannot be used to clean the following food contact surfaces: utensils, glassware and dishes.

**Toilet Bowl Disinfection (Directions):** Prior to disinfection, remove visible filth or soils from surfaces with bowl brush. Add 1 ounce of this product to the bowl water. Brush or swab the bowl completely using a scrub brush or toilet mop making sure to get under the rim. Let stand for 10 minutes and flush.

**Non-Acid Toilet Bowl Disinfection/Cleaner (Directions):** Remove visible filth prior to disinfection.  
**From concentrate:** Add 1 ounce per gallon (8 milliliters per liter) to the toilet bowl and mix. Brush thoroughly over exposed surfaces and under the rim, allow to stand for 10 minutes and flush. (For heavy duty use: Add 4 ounces per gallon 324 milliliters per Liter) to the toilet bowl and mix. Brush or swab thoroughly under the rim with a cloth, mop, sponge, or sprayer, allow to stand for 10 minutes and flush.)

*{Note to reviewer: The use-solution language below may be used in addition to the concentrate directions above, but is optional}*

**From use-solution:** Empty toilet bowl or urinal and apply 1 ounce per gallon (8 milliliters per liter) use-solution to exposed surfaces, brush or swab thoroughly under the rim with a cloth, mop, sponge or sprayer, allow to stand for 10 minutes and flush.

**For heavy duty use:** Empty toilet bowl or urinal and apply 4 ounces per gallon (32 milliliters per liter) use-solution to exposed surfaces, brush or swab thoroughly under the rim with a cloth, mop, sponge or sprayer, allow to stand for 10 minutes and flush.

**To Control Mold and Mildew on Large, Inflatable, Non-Porous Plastic and Rubber Structures (animals, promotional items, moonwalk, slides, obstacle course play equipment, exercise equipment, and wrestling mats) (Directions):** Thoroughly clean all surfaces with soap or detergent and rinse with water. Saturate surfaces with a use-solution of 4 ounces of this product (product name) per 4



gallons of water (1 ounce per gallon of water) (or equivalent dilution) for a period of 10 minutes. Ventilate buildings and other closed spaces. Do not use equipment until treatment has been absorbed, set or dried.

#### **Veterinary Practice/Animal Care/Animal Laboratory/Zoos/Pet Shop/Kennels Disinfection**

**(Directions):** For cleaning and disinfecting of the following hard non-porous surfaces: equipment not used for animal food or water, utensils, instruments, cages, kennels, stables, catteries, etc. Remove all animals and feed from premises, animal transportation vehicles, crates, etc. Remove all litter, droppings and manure from floors, walls and surfaces occupied or traversed by animals. Thoroughly clean all surfaces with soap or detergent and rinse with water. Saturate surfaces with a use-solution of 1 ounce of (this product or product name) per gallon of water (or equivalent dilution) for a period of 10 minutes. Ventilate buildings and other closed spaces. Do not house animals or employ equipment until treatment has been absorbed, set or dried.

**Farm Premise (Poultry) (Swine) (Beef) (Cattle) Disinfection (Directions):** Do not use in milking stalls, milking parlors or milk houses. Remove all animals and feed from premises, vehicles and enclosures. Remove all litter and manure from floors, walls and surfaces of barns, pens, stalls, chutes and other facilities and fixtures occupied or traversed by animals. Empty all troughs, racks and other feeding and watering appliances. Thoroughly clean all surfaces with soap or detergent and rinse with water. Saturate all surfaces with a use-solution of 1 ounce of (this product or product name) per gallon of water (or equivalent dilution) for a period of 10 minutes. Immerse all halters, ropes and other types of equipment used in handling and restraining animals as well as forks, shovels and scrapers used in removing litter and manure. Ventilate buildings, cars, trucks, boats and other closed spaces. Do not house livestock or employ equipment until treatment has been absorbed, set or dried. Thoroughly scrub all treated feed racks, mangers, troughs, automatic feeders, fountains and waterers with soap or detergent and rinse with potable water before reuse.

#### **(Poultry)(and)(Swine) Premise Disinfection (Directions):**

**Site Preparation:** The first step in any on-going disinfection program must be the removal of visible contamination and debris. This will be accomplished by using a shovel, broom, or vacuum depending on the area to be disinfected. The efficacy of even the most efficient germicide and cleaner is reduced in the presence of visible organic matter. Once the visible debris is eliminated, thoroughly clean all surfaces with soap or detergent and rinse with water.

**Cleaning And Disinfection:** For all general cleaning and disinfection use 1 ounce of (this product or product name) per gallon of water (or equivalent dilution). Apply (this product or product name) using a cloth, mop, or low pressure coarse sprayer so as to thoroughly wet surface to be disinfected. Allow to remain visibly wet for 10 minutes and then let air dry. For visibly soiled areas, a pre-cleaning step is required. Prepare a fresh solution after each use.

**Hatcheries (Directions):** Use 1 ounce of (this product or product name) per gallon of water to treat the following hard non-porous surfaces: hatchers, setters, trays, racks, carts, sexing tables, delivery trucks and other hard surfaces. All treated surfaces exposed to the use-solution must remain wet for 10 minutes or more. Rinse with potable water before reuse and allow to air dry.

**Vehicles (Directions):** Clean all vehicles including mats, crates, cabs, and wheels with high pressure water. For visibly soiled vehicles use a detergent cleaner or this product at 1 or 2 ounces per gallon. Use 1 ounce per gallon of this product to treat all vehicles. All treated surfaces exposed to the use-solution must remain wet for 10 minutes or more. (Vehicle must air dry prior to entering or re-entering the roadway).

**Dressing Plant Use (Directions):** Disinfect equipment, utensils, walls and floors in poultry and animal dressing plants. Disinfect offal rooms, exterior walls and loading platforms of dressing plants. Cover or remove all food and packaging materials. Remove all visible soils. Saturate all surfaces with the use-solution: 1 ounce of (this product or product name) per gallon of water. Scrub to loosen all soils. Allow to soak for 10 minutes and thoroughly rinse all wetted and cleaned surfaces with potable water.

**Ultrasonic Bath Disinfectant (Directions):** Use (this product or product name) to disinfect hard non-porous non-critical objects compatible with Ultrasonic cleaning units. Pour fresh solution at 1 ounce of (this product or product name) per gallon of water (or equivalent dilution) directly into bath chamber. Pre-clean visibly soiled objects. Place objects into unit and operate for a minimum of 10 minutes, according to the manufacturers directions. Remove objects and wash with sterile water (sterile water for injection) or allow to air dry. Prepare fresh solution for each use.

**Disinfection of Hard Non-Porous Surfaces in Whirlpool Unit(s) (Directions):** After using the whirlpool unit, drain and refill with fresh water to just cover the intake valve. Add 1 ounce of (this product or product name) for each gallon of fresh water added (or equivalent dilution). Start the pump to circulate the solution. Wash down the unit sides, seat of the chair, lift and any/all related equipment with a clean swab, brush or sponge. Treated surfaces must remain wet for 10 minutes. After the unit has been thoroughly cleaned, drain the solution from the unit and rinse any/all cleaned surfaces with fresh water. Repeat for visibly soiled units.

**Commercial Florist Use (Directions):** To clean, disinfect and deodorize hard non-porous surfaces in one step, prepare use-solution by adding (mixing) 1 ounce per gallon of water (or equivalent dilution) Remove all leaves, petals, garbage and refuse. Pre-clean surfaces using pressurized water where possible. Apply use-solution to hard (inanimate) non-porous surfaces thoroughly wetting surfaces as recommended and required, with a cloth, mop, brush, sponge or coarse sprayer. For visibly soiled areas, a preliminary cleaning is required. For sprayer applications, use a coarse mist pump or trigger sprayer. Spray 6-8 inches from surface; rub with brush, sponge or cloth. Do not breathe spray mist. Treated surfaces must remain wet for 10 minutes. Allow to air dry. Prepare a fresh solution at least daily or sooner if use-solution becomes visibly dirty.

**Disinfection of Barber/Salon Tools (Directions):** Immerse pre-cleaned barber/salon tools (combs, brushes, razors, manicure/pedicure tools, clippers, scissors, trimmer blades) in a use-solution (or equivalent dilution) of 1 ounce of this product per gallon of water for 10 minutes. Rinse instruments thoroughly and dry before reuse. A fresh use-solution must be prepared daily or more often if the use-solution becomes (visibly dirty) (contaminated) (cloudy). **NOTE:** Plastics may remain immersed until ready to use. Stainless steel shears and instruments must be removed from the use-solution after 10 minutes, rinsed, dried and kept in a clean, non-contaminated receptacle. Prolonged immersion may cause damage to stainless steel or metal instruments.

*(Not for Use in California)*

**Citrus Canker Control (Directions):** For prevention of Citrus Canker Disease through treatment of equipment. This product, when used at a 1:54 dilution (2000 ppm active quaternary) or 2.36 ounces (70 ml) per gallon of water, is effective against *Xanthomonas axonopodis* pathovar *citri* (Citrus Canker). Treat all trucks, vehicles, and equipment thoroughly at the 1:54 dilution. Treatment can be applied to trucks, attached trailers, field harvesting equipment; including cargo area, wheels, tires, under carriage, hood, roof, fenders and any other part of transportation equipment that can be taken into infested areas. To prevent the spread of Citrus Canker by this artificial means of transportation, treatments are made by trigger spraying, dipping or brushing, using the maximum rate of 2000 ppm quaternary. After use, all surfaces which come in contact with food or crop must be rinsed with potable water.

**Mushroom Farm Sanitation (Directions):** This product disinfects, cleans, and deodorizes in one step. Apply to surfaces which do not come in contact with the crop, compost or casing. Remove visible filth and soil deposits using a shovel, broom or vacuum depending on the area to be disinfected. For visibly soiled areas, a pre-cleaning step is required. Apply this product at 1 ounce per gallon of water dilution (1:128),

thoroughly wetting the surfaces with a mop, sponge, cloth, spraying or soaking. Treated surfaces must remain wet for 10 minutes and let air dry. The use-solution is prepared fresh for each use, then discarded. If greater detergency is required, dilute this product at 2 to 4 ounces per gallon of water. **DO NOT APPLY TO MUSHROOM CROP, COMPOST OR CASING.**

**For Foot Dip Of Waterproof Footwear** – Use this product at 1 ounce per gallon of water in foot dip tray. Shoe baths must contain at least 1 inch of freshly made solution and must be placed at the entrances to buildings. Scrape shoes and place in diluted solution for 10 minutes before entering building. Change solution in bath daily or sooner if solution appears dirty.

**BACTERICIDAL ACTIVITY** – When diluted at 1 ounce per gallon, this product demonstrates effective disinfectant activity against the following **mushroom** pathogens: *Pseudomonas tolaasii* (Blotch Disease) and *Pseudomonas fluorescens*.

#### **DIRECTIONS FOR FOGGING DEVICES (Non-Public Health Use Only)**

**Directions for Hatchery Rooms Using Fogging Devices:** Remove all animals and feed from premises, vehicles and enclosures. Remove all litter and manure from floors, walls and surfaces of the room to be treated. Empty all troughs, racks and other feeding and watering appliances. Close room off so fog is confined to room to be treated. Wear a dust mist respirator when mixing the use-solution and pouring it into the fogging apparatus. Mix one part of (this product or product name) to five parts water (1 gallon of (this product or product name) to 5 gallons water). Insert the nozzle of the fogger through a suitable opening into the room. With the setting in maximum output, fog for one minute for each 4000 cubic feet of space in the room. When fogging is completed, ventilate buildings and other closed spaces. Do not house livestock or employ equipment until treatment has been absorbed or dried. Thoroughly clean all surfaces with soap or detergent and rinse with water.

**Directions for Incubators and Hatchers using Fogging Devices:** Wear a dust mist respirator when mixing the use-solution and pouring it into the fogging apparatus. Mix 12 ounces of (this product or product name) to 122 ounces of water. Fog 3-8 ounces of this use-solution into setters and hatchers immediately after transfer. Repeat daily in setters and every 12 hours in hatchers. Discontinue hatcher treatments at least 24 hours prior to pulling the hatch. Do not allow people to contact or breathe this fog and do not enter until the fog has settled (30-60 minutes after fogging is completed). It is acceptable to fog setters and hatchers with a 1 ounce per gallon use-solution of (this product or product name) on an hourly or every other hour basis. If this is done, fog for 30-90 seconds once per hour or once every two hours. Thoroughly scrub all treated feed racks, mangers, troughs, automatic feeders, fountains and waterers with soap or detergent, and rinse with potable water before reuse.

**NOTE:** The fog generated is irritating to the eyes, skin and mucous membranes. Do not under any circumstances enter a room or building within two hours of the actual fogging and a minimum of 4 air exchanges (ACH) per hour in the facility. If the building must be entered, the individuals must wear a self-contained respirator approved by NIOSH/MSHA, goggles, long sleeves and long pants.

#### **Water and Smoke Damage Restoration Against Odor-Causing Bacteria and Fungi for Institutional and Industrial Use (Directions):**

(This product or product name) is suitable for use in water damage restoration situations against odor causing bacteria on the following porous and semi-porous materials: carpets, carpet cushion, sub floors, drywall, trim, and frame lumber, tackless strip and paneling. Mix 1 ounce of (this product or product name) per gallon of water, saturate affected materials with enough use-solution to remain wet for at least 10 minutes. Use proper ventilation.

**Sewer backup & river flooding:** During mitigation procedures, dilute 1 to 2 ounces of (this product or product name) per gallon of water allowing for the diluting effect of absorbed water within saturated materials. Remove visible filth or soil along with non-salvageable materials. Saturate all affected areas with a sprayer using a coarse spray tip, before and after cleaning and extraction.

*(Not for Use in California Continued)*

**Carpets, carpet cushions and other porous materials such as sub floors, drywall, trim and frame lumber, tackless strip and paneling (Directions):** For water damage from a clean water source, extract excess water. Test hidden area for colorfastness. Mix 1 to 2 ounces of (this product or product name) per gallon of water, allowing for the diluting effect of absorbed water within saturated materials. Remove visible filth or soil. Apply directly with a sprayer using a coarse spray tip, to fully saturate affected materials. Roll, brush or agitate into materials and allow the materials to remain damp for 10 minutes. Follow with a thorough extraction. Dry rapidly and thoroughly.

**Special Instructions for Cleaning Carpet Against Odor Causing Bacteria (Directions):** (This product or product name) may be used in industrial and institutional areas: motels, hotels, schools and other non-healthcare and non-hospital locations. For use on wet cleanable synthetic fibers, do not use on wool. Vacuum carpet thoroughly prior to cleaning. Test fabric for colorfastness. **For portable extraction units:** Mix 1 ounce of (this product or product name) per gallon of water. **For truck mounted extraction machines:** Mix 24 ounces of (this product or product name) per gallon of water and meter at 4 gallons per hour. **For rotary floor machines:** Mix 2 ounce of (this product or product name) per gallon of water and apply at the rate of 300-500 sq. ft. per gallon.

Do not mix (this product or product name) with other cleaning products. Follow the cleaning procedures as specified by the manufacturer of the cleaning equipment. After using this product, set the carpet pile and protect the carpet from furniture legs and bases while drying. Do not over wet. If applied to stain resistant nylon carpet, apply a fabric protector according to the carpet manufacturer's directions.

**Carpet Deodorizer against Odor-Causing Bacteria for Institutional and Industrial Use (Directions):** (This product or product name) deodorizes the carpet by controlling/reducing the growth of odor-causing bacteria. It can be used in industrial and institutional areas: motels, hotels, and other non-healthcare and non-hospital locations. Vacuum carpet thoroughly prior to application. Mix 1 ounce of (this product or product name) per gallon of water. Follow the Injection and/or Extraction procedures as specified for any conventional steam cleaning *(Not for Use in California Continued)* equipment you are using. For rotary floor machines, mix 2 ounces per gallon of water and spray on carpet at a rate of 300-500 sq. ft. per gallon.

For use on washable synthetic fibers. Do not use on wool. Test colorfastness of carpet before use. Apply diluted product to a small concealed spot, then rub with a clean white cloth. If color changes or transfers to cloth, a water-based product should not be used.

After using the product, set carpet pile in one direction with a stiff brush. Place aluminum foil under the legs of furniture while carpet is drying. Over-wetting can cause carpet to shrink. Manufacturer assumes no responsibility for over-wetting misuse.

**NOTE:** This product must not be mixed with other cleaning products.

**Smoke Damage Restoration (Directions):** (This product or product name) is effective against odor causing bacteria and fungi in institutional and industrial premises. (This product or product name) is suitable for use in smoke damage restoration situations against odor causing bacteria on the following porous and semi-porous materials: carpets, carpet cushion, sub floors, drywall, trim and frame lumber, tackless strip and paneling. Follow directions as outlined in the Water Damage Restoration section. Saturate affected materials with enough use-solution: 1 ounce per gallon of water (equivalent dilution) to remain wet for at least 10 minutes. Use proper ventilation.

## **DILUTION SYSTEM SPECIFIC DIRECTIONS FOR USE**

**(Automatic Dilution)(Dilution System Name) ((Closed)(Open) Loop):** (Concentrated product – dilute before using)

ATTACH this product (PRODUCT NAME) TO THE AUTOMATIC DILUTION CENTER: Remove white cap from product bottle. DO NOT REMOVE purple PLUG FROM BOTTLE THROAT! Attach the bottle to the automatic dilution center by screwing on matching purple dispensing cap connected to dilution center. Push down while screwing on cap. This dispensing system delivers 1 fl. oz. per gallon of water (1:128) use solution.

**(OR)**

### **<<System Descriptors:>>**

(The) ProFill (Dispensing) (Unit) (System)  
(The) EZFill (Dispensing) (Unit) (System)  
(The) Dilute2Go (Dispensing) (Unit) (System) (D2G)  
(The) (MDU) (MDD) (Mobile) (Dispensing) (Dilution) (Device) (Unit) (System)  
(The) (PDU) (PDD) (Portable) (Dispensing) (Dilution) (Device) (Unit) (System)

### **<<Optional Text:>>**

(Simple.) (Smart.) (Clever.) (Designed to Dilute.) (Ready-to-Dilute.) (Accurate.) (Reduce product overuse (waste).) (Effective.) (No chemical contact (with concentrate).) (No risk of (product) cross contamination.) (Easy operation.) (Minimal training.) (Durable (during)(use)(transport).) (Effective.) (Sealed bottle.) (Dilution control.) (Portable (concentrate) (dilution).) (Plug and Go.) (Connect and Go.)  
(**{insert appropriate number}**) (gpm) (gallons per minute) (flow) (fill) (rate).  
(Dilution ratio based on product used.)  
(This dispensing system delivers 1 fl. oz. (product) per gallon of water (1:128) use solution.)  
(!TURN OFF water supply after use and disconnect.)

### **<<Optional Text:>>**

TO FILL SPRAYERS (BUCKETS):]

1. Attach (system descriptor) (unit) to water source (using (water) (hose) (and) (or) (quick-connect) (provided))). (Turn on water supply (to pressurize unit).)
2. Pull back (small) (green){(other color)} locking tab from {(off) (representative “off” icon)} notch (with thumb).
3. While holding back tab, use opposite hand to slide (yellow) {(other color)} selector bar to {(spray bottle) (bucket) (representative spray bottle icon) (representative bucket icon)} (position) to dispense product. (The {(faucet)(representative faucet icon)} (position) dispenses water only (for rinsing)).
4. {Note to reviewer: One or both of the following statements will be used}  
(For spray bottle(s) (applications):) Insert spray bottle under (dispenser) nozzle.  
<<and/or>>  
(For bucket(s) (applications):) {(Hold) (Hang)} (dispenser) nozzle (over bucket) (on bucket rim).
5. Push down (red) {(other color)} trigger (to fill spray bottle) (to fill bucket) (for product flow) (into a bottle) (into other container). (Release (red) {(other color)} (trigger) to stop.)
6. (See (online) (service) (instruction) manual (insert) for (more) (detailed) (usage) information.)

TO TRANSPORT[:]

1. (Pull back (small) (green) {(other color)} locking tab and) slide (yellow) {(other color)} selector bar to {(faucet) (representative faucet icon)} (position). (Unit now dispenses water only (and can be used for rinsing) (by pushing down (red) (other color) trigger).)
2. Turn off water (at the source).

3. (While still in the {{faucet} (representative faucet icon)} (position),) push down (red) ({{other color}}) trigger to release water pressure. (A small amount of water will be discharged.) (Pressure will be released from the unit.)
4. (Once pressure is released (from the unit),) (pull back (small) (green) ({{other color}}) locking tab and) slide (yellow) ({{other color}}) selector bar to {{(off) (representative "off" icon)} (position)}. (Disconnect water hose from unit.) ((Unit) (System Descriptor) is now ready for transport.)

(OR)

**Automated Dilution System (Dilution System Name):** Remove cap/spray nozzle from empty container. Fill empty container with a newly prepared use-solution. Replace cap/spray nozzle. Place correct use-dilution label on newly filled container.

(OR)

**Smart Mix Pro Dispensing System:**

1. Fill Smart Mix Pro pouch with cold water to the fill line arrow below the cap.
2. Fold and Squeeze the chemical concentrate to burst inner pouch.
3. Shake the bag to mix chemical fully.
4. Use the push button to fill the bottle.

Once water and concentrate are mixed, 1 gallon (3.8 Liters) of ready to use (disinfecting/cleaning) (disinfecting) solution.

(OR)

**Integrated Dispensing System (Name of Integrated Dispensing System) (Control Knob Key) -**

Attach to source of potable water with quick connect attachment.



Rotate control knob to (1:128)( ) for low flow rate applications such as filling trigger spray bottle.

**1:128**



Rotate control knob to (1:128)( ) for high flow rate applications as filling a mop bucket.

**1:128**

Squeeze handle to dispense a 2 fl. oz. per gallon of water (1:64) use solution of product.

(OR)

**PACKETS** - *Pre-measured tear open packets* – (Simply) (tear) (open and) pour contents (of packet) into x gallons of water (for a 1:128 dilution). Keep packets in box until ready to use. (Pour contents of packet into x gallons of water for a 1:128 dilution.)

or

Pour contents of (1 or 2 fl. oz)(xoz) packet into (1 or 2)(x) gallons of water. Keep packets in box until ready to use.

Bracketed information is denoted as: { insert as noted }, ( optional text ), [ required qualifier ].  
The term "this product" used throughout this document may be replaced with the marketed product brand name.  
The term "x" is a place holder for numerical digits.  
Punctuation and plural/singular word forms may be adjusted to allow for grammatical correctness.  
Appropriate metric or imperial unit conversion may be added as optional supplemental information.

**(OR)**

**INTERMEDIATE SERVICE SOLUTION CONTAINER:**

1. Create Intermediate Service Solution by combining (x fl. oz product) (x packet(s)) and x (fl. oz) (gal) water for a (x:x) intermediate dilution.
2. Combine x (fl. oz) of the Intermediate Service Solution and x (fl. oz)(gal) water to achieve the final use dilution of 1:128.
3. Follow Directions for Use for (Disinfection), (Insert applicable use header).

***The following language is required for products supplied with supplemental labeling: inserts, hang tags and reference sheets.***

***The following language is required to appear on inserts, hangtags and reference sheets:***

It is a violation of Federal Law to use this product in a manner inconsistent with its labeling. Labeling must be in the possession of the user at the time of using the product. See container label for FIRST AID and PRECAUTIONARY STATEMENTS and complete DIRECTIONS for USE before applying. Use of this product is subject to the precautions and limitations imposed by the label affixed to the container for this product.

***The following language is required to appear on the container label:***

See (insert) (hangtag) (reference sheet) for (complete) (additional) information.

**ADVISORY STATEMENTS**

- Formulation meets state and local restrictions for phosphate content in hard surface cleaners
- Does not contain (phosphates) (phosphorous) (as required per state and/or local requirements)

**SECONDARY / SERVICE CONTAINER LABELING**

*When this product is diluted in accordance with the directions on this label, the dilution container must bear the following statements:*

**SC-NDC-128  
1839-215**

**ACTIVE INGREDIENTS**

Didecyl dimethyl ammonium chloride ..... 6.288%

n-Alkyl (50% C<sub>14</sub>, 40% C<sub>12</sub>, 10% C<sub>16</sub>)

dimethyl benzyl ammonium chloride..... 4.192%

**(OTHER)(INERT) INGREDIENTS**..... 89.520%

**Total**..... 100.000%

**KEEP OUT OF REACH OF CHILDREN**

**DANGER**

See master label for additional precautionary statements and use directions.

**(Disposal – Do not reuse; discard empty packet by putting in trash.)**

EPA REG. NO. 1839-215  
EPA EST. NO. 1839-IL-01

STEPAN COMPANY  
22 West Frontage Road • Northfield, IL 60093  
(847) 446-7500

NOT FOR INDIVIDUAL SALE

Bracketed information is denoted as: { insert as noted }, ( optional text ), [ required qualifier ].  
The term "this product" used throughout this document may be replaced with the marketed product brand name.  
The term "x" is a place holder for numerical digits.  
Punctuation and plural/singular word forms may be adjusted to allow for grammatical correctness.  
Appropriate metric or imperial unit conversion may be added as optional supplemental information.



**PACKET LABEL UNIT PACKAGING**

**(1)(x) OUNCE PACKET LABEL TO BE USED WITH MASTER CONTAINER LABEL. MIX EACH ((1)(x) OUNCE) PACKET WITH (1)(x) GALLONS OF WATER.**

*(Note to reviewer: x ounce packets and corresponding x amount of water will be adjusted to yield equivalent dilution in accordance with directions for use on this label)*

**SC-NDC-128 / Product Brand Name  
1839-215**

Didecyl dimethyl ammonium chloride ..... 6.288%  
n-Alkyl (50% C<sub>14</sub>, 40% C<sub>12</sub>, 10% C<sub>16</sub>)..... 4.192%  
dimethyl benzyl ammonium chloride  
**(OTHER)(INERT) INGREDIENTS**.....89.520%  
**Total**.....100.000%

**KEEP OUT OF REACH OF CHILDREN  
DANGER**

*(Note to reviewer: Only one of the following statements is required. Referral to "Directions for Use" is required when directions for use are only found in booklet. Choose applicable statement noted in curly bracket. )*

See (side) (back)(s) panel for additional precautionary statements.

or

See booklet for {(complete) (additional)} information (and) (including) (Directions for Use)

**(Disposal – Do not reuse; discard empty packet by putting in trash.)**

EPA REG. NO. 1839- EPA EST. NO. (1839-IL-01)(xxxx-xx-xxx)

STEPAN COMPANY  
22 West Frontage Road • Northfield, IL 60093  
(847) 446-7500

NOT FOR INDIVIDUAL SALE

(Pour contents of packet into xx (gallons)(gal)(fl. oz) of water for a 1:128 dilution.)

NET CONTENTS: xx (ounces)(fl. oz) per packet


Bracketed information is denoted as: { insert as noted }, ( optional text ), [ required qualifier ].  
The term "this product" used throughout this document may be replaced with the marketed product brand name.  
The term "x" is a place holder for numerical digits.  
Punctuation and plural/singular word forms may be adjusted to allow for grammatical correctness.  
Appropriate metric or imperial unit conversion may be added as optional supplemental information.

## **GRAPHICS**

### Automatic Dilution System



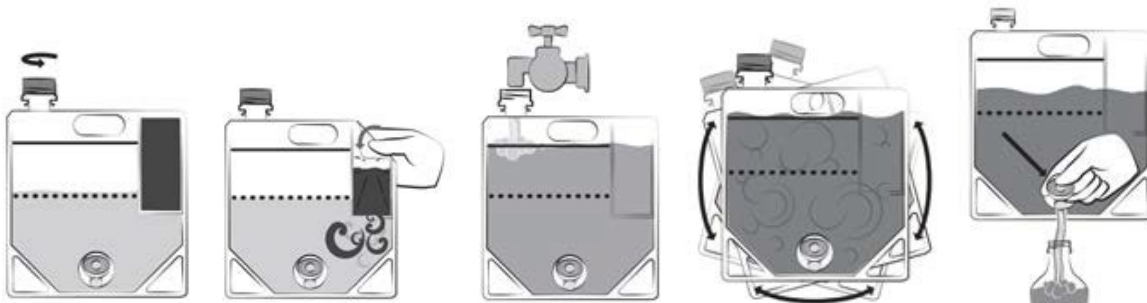
(1:128)



### Integrated Dispensing System



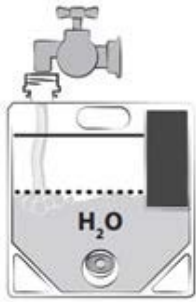
### Smart Mix Pro™ dispensing system



(Fill the Smart Mix Pro main pouch with water.)

(Give the main pouch a slight shake to create one gallon/four liters of perfectly mixed cleaning solution.)

(Push the (yellow) dispense button on the main pouch to fill a properly labeled spray bottle.)



*Note to Reviewer: The following environmental surfaces, PPE, packaging and/or dispensing systems may be depicted by means of communicating usage.*

(packet)

(packet ripped open)

(packet being poured)

(intermediate service solution container)

(spray dispensing container)

(dispensing of product from intermediate service solution container to spray dispensing container)

(sink with faucet)

(work station tub or sink)

(rubber gloves)

(table)

(chair)

(bed frame)

(wall)

(cabinet)

(doorknob)

(garbage can)

(non-wooden picnic table)

(outdoor furniture except cushions and wood frames).

(Telephone)

(non-food contact counter tops, sinks, refrigerator exteriors, coolers, freezer exteriors, stovetops, appliances)

(non-food contact equipment, shelves, racks and carts)

(shower stalls)

(shower doors and curtains)

(tubs)

(glazed tiles)

(toilets)

(urinals)

(glazed porcelain tile) and (restroom fixtures).

(floor)

(mop)

(cloth)

Bracketed information is denoted as: { insert as noted }, ( optional text ), [ required qualifier ].

The term "this product" used throughout this document may be replaced with the marketed product brand name.

The term "x" is a place holder for numerical digits.

Punctuation and plural/singular word forms may be adjusted to allow for grammatical correctness.

Appropriate metric or imperial unit conversion may be added as optional supplemental information.

\*\*\*\*\*

### Emerging Viral Pathogen Claims

This product qualifies for emerging viral pathogen claims per the EPA's 'Guidance to Registrants: Process for Making Claims Against Emerging Viral Pathogens not on EPA-Registered Disinfectant Labels' when used in accordance with the appropriate use directions indicated below:

This product meets the criteria to make claims against certain emerging viral pathogens from the following viral categories:

- Enveloped viruses

<b><i>For an emerging viral pathogen that is a/an...</i></b>	...follow the directions for use for the following organisms on the label:
Enveloped virus	Rotavirus [ATCC VR-899]

***SC-NDC-128*** has demonstrated effectiveness against viruses similar to ***[name of emerging virus]*** on ***hard, non-porous surfaces***. Therefore, ***SC-NDC-128*** can be used against ***[name of emerging virus]*** when used in accordance with the directions for use against ***Rotavirus [ATCC VR-899]*** on ***hard, non-porous surfaces***. Refer to the ***[CDC or OIE]*** website at ***[pathogen-specific website address]*** for additional information.

***[Name of illness/outbreak]*** is caused by ***[name of emerging virus]***. ***SC-NDC-128*** kills similar viruses and therefore can be used against ***[name of emerging virus]*** when used in accordance with the directions for use against ***Rotavirus [ATCC VR-899]*** on ***hard, non-porous surfaces***. Refer to the ***[CDC or OIE]*** website at ***[website address]*** for additional information.

.....

Bracketed information is denoted as: { insert as noted }, ( optional text ), [ required qualifier ].  
The term "this product" used throughout this document may be replaced with the marketed product brand name.  
The term "x" is a place holder for numerical digits.  
Punctuation and plural/singular word forms may be adjusted to allow for grammatical correctness.  
Appropriate metric or imperial unit conversion may be added as optional supplemental information.