

1839-184

06/07/2010

1/8

UNITED STATES ENVIRONMENTAL PROTECTION AGENCY

JUN -7 2010

Mr. Thomas W. Isaac
Senior Regulatory Specialist
Stepan Company
22 W. Frontage Rd.
Northfield, Illinois 60093

Subject: **BTC 675 WT50**
EPA Registration Number 1839-184
Application Dated March 10, 2010
EPA Received Date March 11, 2010

Dear Mr. Isaac:

The following amendment submitted in connection with registration under the Federal Insecticide, Fungicide and Rodenticide Act (FIFRA), as amended, is acceptable with comments.

Proposed Amendment:

- Revised label and Container Disposal Statements per PR notice 2007-4

Labeling:

1. On page 2 under "Industrial And/Or Commercial Recirculation Cooling Water Towers, Retort Water Systems" and "Once Through Water Cooling Systems" "Dosing Conditions" replace should and replace with "is".
2. On page 2 under "Method of Applications" (h) To read "Avoid oxidizers and reducing agents. Product is cationic. Do not mix with soap or anionic surfactants.
3. On page 3 second paragraph the reads "This product maybe added... delete may be and replace with "is". Also, delete "should be" and replace the word "are"

4	On page 4 heading "Sapstain Control" delete "may be used" and replace to read					
SYMBOL	"Use as a dip or spray application.					
SURNAME						
DATE						

5. On page 4 second paragraph delete the word "should" and replace with "must". Also, under Pressure Treatment and Double Vacuum
6. On page 5 under the heading "Dip Treatment" delete the would should and replace with the word "must". Under Brush Or Spray delete "may be" and replace with "is" also delete the word "recommended" and replace with the word "used".
7. Revise the Precautionary Statements to include the following: "...and skin burns. *May be fatal if swallowed or inhaled. Harmful if absorbed through the skin. Do not get in eyes or on clothing. Do not breathe vapor or spray mist....*soap and water after handling and before eating, drinking, using tobacco *or using the toilet.*
8. Revise the Environmental Hazards statement to include: "This pesticide is toxic to fish *and aquatic invertebrates.* Do not discharge..."
9. Revise the Container Disposal section to include the following information: "Offer for recycling if available *or puncture and dispose of in a sanitary landfill, or by incineration, or, if allowed by state and local authorities, by burning* If burned, *stay out of smoke.*"

Delete the current rinsing instructions "*Triple rinse container promptly after emptying. Triple rinse as follows: Empty the remaining contents into application equipment or a mix tank.....*

General Comments:

A stamped copy of the acceptable labeling is enclosed. Submit one (1) copy of your final printed labeling before distributing or selling the product bearing the revised labeling.

Should you have any questions or comments concerning this letter, please contact Drusilla Copeland at (703) 308-6224.

Sincerely,



Velma Noble
Product Manager (31)
Regulatory Management Branch I
Antimicrobials Division (7510P)

Enclosure: stamped label

BTC[®] 675 WT50

For control of algae, algal, fungal and bacterial slimes in
Recirculating Water Systems,
Auxillary Water and Waste Water Systems,
Water Cooling Systems and Swimming Pools,
Molluscs in Once Through Freshwater Cooling Systems and
Mold, Mildew & Fungi in Sapstains and Wood Preservatives

ACTIVE INGREDIENT:

Alkyl (67% C ₁₂ , 25% C ₁₄ , 7% C ₁₆ , 1% C ₁₈)	
dimethyl benzyl ammonium chloride.....	50.0%
INERT INGREDIENTS.....	50.0%
TOTAL	100.0%

KEEP OUT OF REACH OF CHILDREN
DANGER

SEE SIDE PANELS FOR ADDITIONAL PRECAUTIONARY STATEMENTS

EPA REG. NO. 1839-184
EPA EST. NO. 1839-IL-01

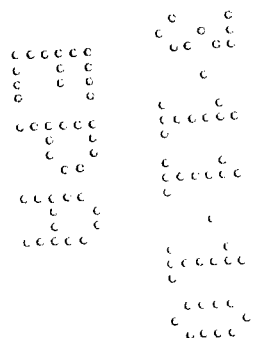
STEPAN COMPANY
22 West Frontage Road
Northfield, IL 60093 USA

ACCEPTED
with COMMENTS
in EPA Letter Dated:

JUN -7 2010

Under the Federal Insecticide,
Fungicide, and Rodenticide Act as
amended, for the pesticide,
registered under EPA Reg. No. *1839-184*

NET CONTENTS:



DIRECTIONS FOR USE

It is a violation of Federal Law to use this product in a manner inconsistent with its labeling.

INDUSTRIAL WATER TREATMENT

Do not use water containing residues from use of this product to irrigate crops for food or feed.

Use of the product in either public/municipal or single or multiple family private/residential potable/drinking water systems is strictly prohibited. Use of the product in any cooling water system that discharges effluent within 1/4 mile of either a public/municipal or single or multiple family private/residential potable/drinking water intake is strictly prohibited.

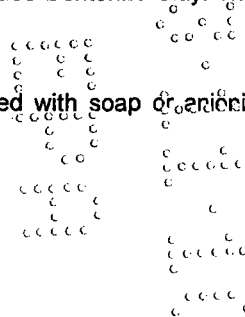
This product aids in the control of bacterial, fungal and algal slimes in evaporative condensers, heat exchange water systems, industrial and commercial cooling towers, influent systems such as flow through filters and lagoons, industrial water scrubbing systems and brewery pasteurizers.

INDUSTRIAL AND/OR COMMERCIAL RECIRCULATING COOLING WATER TOWERS, RETORT WATER SYSTEMS

1. **DOSING LOCATION:** This product is to be applied at a point in the system where it will be uniformly mixed, such as at the sump.
2. **DOSING CONDITIONS:** This product should be applied when the system is in jeopardy of being affected or after cleaning systems where efficiency is already impaired.
3. **METHOD OF APPLICATION:**
 - a) **INTERMITTENT OR SLUG METHOD**
Initial Dose: When the system is noticeably fouled, apply 5.25 to 10.25 fluid ounces (20 to 40 ppm on an active quaternary basis) per 1000 gallons of water in the system. Repeat until control is achieved.
Subsequent Dose: When microbial control is evident, add 1.33 to 3.85 fluid ounces (5 to 15 ppm on an active quaternary basis) per 1000 gallons of water in the system twice weekly or as needed to maintain control. Badly fouled systems must be cleaned before treatment is begun.
 - b) **MODIFIED INTERMITTENT METHOD**
Initial Dose: When the system is noticeable fouled, apply 5.25 to 10.25 fluid ounces (20 to 40 ppm on an active quaternary basis) per 1000 gallons of water in the system. Apply half of this initial dose when half of the water in the system has been lost by blowdown.
Subsequent Dose: When control of microbial growth is evident, apply 1.33 to 3.85 fluid ounces (5 to 15 ppm on an active quaternary basis) per 1000 gallons of water in the system. Apply half of this subsequent dose when half of the water in the system has been lost by blowdown. Badly fouled systems must be cleaned before treatment is begun.
 - c) **CONTINUOUS FEED METHOD**
Initial Dose: When the system is noticeably fouled, apply 5.25 fluid ounces (20 ppm on an active quaternary basis) per 1000 gallons of water in the system.
Subsequent Dose: Maintain this treatment by starting a continuous feed of 1.33 fluid ounces (5 ppm on an active quaternary basis) per 1000 gallons of water lost by blowdown. Badly fouled systems must be cleaned before treatment is begun.

ONCE THROUGH WATER COOLING SYSTEMS

1. **DOSING LOCATION:** This product is to be applied at a point in the system where it will be uniformly mixed, such as at the sump.
2. **DOSING CONDITIONS:** This product should be applied when the system is in jeopardy of being affected or after cleaning systems where efficiency is already impaired.
3. **METHOD OF APPLICATIONS:**
 - a) Wear safety glasses, rubber gloves and impervious apron.
 - b) Add product directly from drum or add the product at a point where it will be mixed uniformly.
 - c) To reduce foaming, mix 2 parts of water to 1 part of this product.
 - d) Dose: Apply 0.15 to 1.5 fluid ounces (1-10 ppm on an active quaternary basis) per thousand gallons.
 - e) Do not discharge without performing proper deactivation. To perform deactivation use Bentonite Clay. The minimum ration to be used is 6 ppm of clay to 1 ppm of product.
 - f) Do not use product more than 4 times per year.
 - g) Treatment time cannot exceed 120 hours/application.
 - h) Avoid oxidizers and reducing agents. Product is cationic and should not be mixed with soap or anionic surfactants.



AUXILLARY SERVICE WATER AND WASTE WATER SYSTEM

This product is effective for the control of odor-forming and slime-forming bacterial, fungi and algae in auxillary service water systems such as fire protection systems and pump or screen bays, water waste systems such as storage tanks, storage piles, associated piping, setting ponds or lagoons, transport spillways or canals and disposed wells.

This product may be added to the system by slug or intermittent feed or by spraying onto a waste pile. The frequency of feed or spray and the duration of treatment will depend upon the severity of the contamination. Additions to water systems should be made during the pumping operation and as close to the pump as possible to ensure adequate mixing.

METHOD OF APPLICATIONS: INTERMITTENT OR SLUG METHOD

When this treatment is required, add this product at the rate of 5.25 to 10.25 ounces per 1000 gallons of water already in the system, or being added to the system, for 4 to 8 hours, 1 to 4 times per week or as needed to achieve the desired level of control. When control is obtained, add this product at the rate of 1.33 to 3.85 ounces per 1000 gallons of water in the system.

SWIMMING POOLS

IMPORTANT NOTES

1. Do not allow swimming in pool for at least 15 minutes after this product has been applied.
2. Always apply this and other pool treatment chemicals separately, never combine them.
3. Sunlight, rainfall, temperature, number of swimmers and frequency of pool use, all affect the rate at which unsanitary pool water conditions develop. Adjust your pool cleaning and maintenance functions accordingly.

BEFORE YOU BEGIN

1. Make sure all pool equipment is working properly including pump, filter, skimmer and heater. Allow the filter to run for at least 6 hours after adding algaecide.
2. Backwash filter following normal procedure for your pools filter.
3. Check water pH (acidity/alkalinity balance) with a Test Kit, following label direction. Desired pH range is between 7.2-7.6. If necessary, adjust pH by adding pH decriaser to lower pH or pH increaser to raise pH.
4. Recheck pH and maintain it between 7.2-7.6 for at least 6 hours before adding this product.
5. Add this product directly into pool by pouring around entire outside perimeter of pool.

INITIAL APPLICATION FOR SWIMMING POOLS

1. Vacuum algae debris to waste and thoroughly brush pool.
2. Add 26 ounces of this product to each 50,000 gallons of water (5.2 ounces per 10,000 gallons) or ratio thereof. Add this product directly into pool by pouring around entire outside perimeter of pool.
3. Vacuum pool after 24 hours to remove dead algae.
4. If algae is still visible, repeat dose (steps 3 & 4) as necessary until pool is free of visible algae.
5. Once algae is under control, clean filter and return to normal operation.

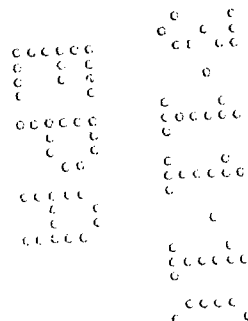
MAINTENANCE APPLICATION

Add 6.5 ounces of this product in 50,000 gallons of water every 3-5 days. Add this product directly into pool by pouring around entire outside perimeter of pool.

BOOSTER APPLICATION

Add 6.5 ounces of this product in 50,000 gallons of water after a heavy or prolonged rainfall or when there is a heavy bathing load. Add this product directly into pool by pouring around entire outside perimeter of pool. If algae growth is noticeable, apply initial dose.

FOLLOW THE ABOVE DIRECTIONS EVEN WHEN THE POOL IS NOT IN USE.



SAPSTAIN CONTROL

For control of mold and fungus on green or freshly cut lumber. May be used in a dip or spray application. Before use, dilute at a rate of 25-100 gallons of water per gallon of this product. Seasonal variation in storage and shipping conditions, species and condition of wood should be considered in selection of end use concentration. For effective inhibition of mold and fungus, lumber and logs must be dipped or sprayed in a manner that ensures that all surfaces are uniformly treated.

For best results, green wood should be treated immediately, at least within twenty-four hours after cutting or sawing. Mold and fungus growth begins immediately after cutting so delayed treatment is much less effective and requires increased chemical concentration. Green, untreated lumber should not be used for stickers.

Freshly treated lumber should not be allowed to remain unprotected in heavy rains. Dip tanks and drip aprons must be roofed, paved and drained to prevent dilution and loss of the anti-stain solution.

WOOD PRESERVATIVES

This product can be used in combination with other EPA registered organic and inorganic wood preservatives or it can be used alone.

BTC® 675 WT50

Dilute this product in either water or mineral spirits to produce a 0.5% to 3.0% active quaternary ammonium compound solution.

Percent Active Quat Solution	Ounces of product per gallon
0.5	1.28
1.0	2.56
1.5	3.85
2.0	5.12
2.5	6.4
3.0	7.68

To find the ounces of this product per gallon for other dilutions take the percent active desired and divide by 0.3906.

BTC® 675 WT50 AND COPPER COMPOUNDS

Mix this product with water and either ACQ-C2 EPA Reg. No. 10465-36 or ACQ-C EPA Reg. No. 10465-33. Refer to the product labels for ACQ-C or ACQ-C2 for precise mixing instructions.

Mix this product with water and either CMC 10.3 Wood Preservative, EPA Reg. No. 11435-4 or CMC 9.0 Wood Preservative, EPA Reg. No. 11435-5 for pressure treatment only. Refer to the product labels for CMC 10.3 or CMC 9.0 for precise mixing instructions.

BTC® 675 WT50 AND BORATES

Mix this product and Tim-Bor, EPA Reg. No. 1624-39 in water and stir to give a solution of the desired concentration of components.

BTC® 675 WT50 AND PROPICONAZOLE

Mix this product with Woodlife P, EPA Reg. No. 1409-65 and dilute with either water, mineral spirits or other light organic solvent to produce a 0.5 to 3.0% quaternary ammonium compound solution. Follow the instructions on the Woodlife P label for the appropriate concentration of propiconazole. PLEASE NOTE THAT THIS FORMULATION CAN ONLY BE USED FOR DIP TREATMENT.

PRESSURE TREATMENT

Place the wood article to be treated into the pressure cylinder and seal unit. Treat the wooden articles using the pressure treatment procedures consistent with the equipment being used and standard treatment practices. Treatment conditions should be such as to produce a 0.1 to 0.6 lb./cu.ft. retention in the treatment article. Such treated wood is to be used for above ground uses only.

DOUBLE VACUUM

Stack the wooden articles to be treated in the treatment vessel so that the preservative solution will have access to all sides of the articles. Seal the vessel. Reduce the pressure within the vessel to -10 in. for 5 minutes. Cover all the articles with preservative solution. Allow the pressure to return to atmospheric conditions and discharge the preservative solution. Reduce the pressure to -20 in. and maintain for 20 minutes. Allow the pressure to return to atmospheric and remove treated wood articles. Treatment conditions should be used as to produce a 0.1 to 0.6 lbs/cu.ft. retention in the treated article. Wood treated to this retention for above ground use only.

DIP TREATMENT

Stack the wood to be treated on a suitable holder and convey the stack into the treating solution making sure the stack is completely immersed. Dip times should range from 30 seconds (individual pieces) up to 30 minutes (bundled wooden articles). Use a concentration of 0.5 to 3.0% active quaternary ammonium compound, the concentration should be customized to the degree of sapstain protection desired, which should be determined by an independent test on the intended species of wood.

PERSONAL PROTECTION EQUIPMENT FOR PRESSURE TREATMENT, DOUBLE VACUUM AND DIP TREATMENT

Applicators must wear gloves that are chemical-resistant (such as nitrile or butyl) in all situations where dermal contact is expected (i.e. handling freshly treated wood and manually opening cylinder doors). Individuals who enter pressure treatment cylinders and other related equipment that are contaminated with the wood treatment solution (e.g. cylinders that are in operation or are not free of all treatment solution) must wear coveralls over a long sleeved shirt and long pants, socks, chemical-resistant footwear, and protective eyewear. Federal, State and local confined space entry procedures need to be taken.

Applicators must not eat, drink or use tobacco products during those parts of the applications process that may expose them to the wood treatment formulation (e.g. manually opening/closing cylinder doors, moving trams out of cylinders, mixing chemicals, handling freshly treated wood).

Wash thoroughly after skin contact and before eating, drinking, use of tobacco products or using restrooms.

Protective clothing must be changed when it shows signs of contamination. Applicators must leave protective clothing and work shoes or boots and equipment at the plant. Worn out protective clothing and work shoes or boots must be left at the plant and disposed of in a manner approved for pesticide disposal and in accordance with State and Federal regulations.

BRUSH OR SPRAY

A 0.5% to 3.0% active solution with water may be applied by brush or spray for use on wood shingles or shake roofs and siding on existing homes by commercial applicators. Low pressure equipment is recommended for spray applications. A moderately fine spray, not an aerosol or fog, generally provides the best coverage at practical product concentrations. Apply only to point of runoff. To make a 0.5% to 3.0% active solution, use the following table:

Percent Active Quat Solution	Ounces of product per gallon
0.5	1.28
1.0	2.56
1.5	3.85
2.0	5.12
2.5	6.40
3.0	7.68

To find the ounces of this product per gallon for other dilutions take the percent active desired and divide by 0.3906.

PERSONAL PROTECTION EQUIPMENT FOR BRUSH AND SPRAY APPLICATIONS

Applicators must wear gloves which are chemical-resistant (such as nitrile or butyl). Applicators must also wear coveralls over a long sleeved shirt and long pants, socks, chemical-resistant footwear, and protective eyewear. Applicator must not eat, drink, or use tobacco during the application process. Use with adequate ventilation, mist or vapor generated by spraying this product may be harmful if inhaled. Wash thoroughly after skin contact and before eating, drinking, use of tobacco products or using restrooms. Protective clothing must be changed when it shows signs of contamination. Brush/Spray treatment may require frequent changing. Discard clothing and other absorbent materials that have been drenched or heavily contaminated. Do not reuse them.

Follow manufacturers instructions for cleaning/maintaining protective equipment. If no such instructions exist for washables, use detergent and hot water. Keep and wash protective equipment separate from other laundry.

Worn out protective clothing and work shoes or boots must be disposed of in a manner approved for pesticide disposal and in accordance with State and Federal regulations.

PRECAUTIONARY STATEMENTS HAZARDS TO HUMANS AND DOMESTIC ANIMALS

DANGER. Corrosive. Causes irreversible eye damage and skin burns. May be fatal if inhaled. Harmful if swallowed or absorbed through the skin. Do not get in eyes, on skin or on clothing. Do not breathe vapor or spray mist. Wear protective eyewear (goggles, face shield or safety glasses). Wear protective clothing and rubber gloves. Wash thoroughly with soap and water after handling. Remove contaminated clothing and wash clothing before reuse. Prolonged or frequent skin contact may cause allergic reactions in some individuals.

FIRST AID

If in eyes: Hold eye open and rinse slowly and gently with water for 15-20 minutes. Remove contact lenses, if present, after the first 5 minutes, then continue rinsing eye. Call a poison control center or doctor for treatment advice.

If on skin or clothing: Take off contaminated clothing. Rinse skin immediately with plenty of water for 15-20 minutes. Call a poison control center or doctor for treatment advice.

If swallowed: Call a poison control center or doctor immediately for treatment advice. Have person sip a glass of water if able to swallow. Do not induce vomiting unless told to do so by a poison control center or doctor. Do not give anything by mouth to an unconscious person.

If inhaled: Move person to fresh air. If person is not breathing, call 911 or an ambulance, then give artificial respiration, preferably mouth-to-mouth, if possible. Call a poison control center or doctor for further treatment advice.

Have the product container or label with you when calling a poison control center or doctor, or going for treatment. You may contact xxx-xxx-xxxx for emergency medical treatment information.

NOTE TO PHYSICIAN: Probable mucosal damage may contraindicate the use of gastric lavage.

ENVIRONMENTAL HAZARD

This pesticide is toxic to fish. Do not discharge effluent containing this product into lakes, streams, ponds, estuaries, oceans or other waters unless in accordance with the requirements of a National Pollutant Discharge Elimination System (NPDES) permit and the permitting authority has been notified in writing prior to discharge. Do not discharge effluent containing this product into sewer systems without previously notifying the local sewage treatment plant authority. For guidance contact your State Water Board or Regional Office of the EPA.

STORAGE AND DISPOSAL

Do not contaminate water, food or feed by storage or disposal.

PESTICIDE STORAGE – Store in a dry place no lower in temperature than 50°F or higher than 120°F. Store in tightly closed container in a secure area inaccessible to children.

~~(For Industrial, Institutional, Commercial Products)~~

~~**CONTAINER DISPOSAL** – Nonrefillable container. Do not reuse or refill this container. Offer for recycling, if available.~~

~~Triple rinse container promptly after emptying. Triple rinse as follows: Empty the remaining contents into application equipment or a mix tank and drain for 10 seconds after flow begins to drip. Fill container 1/4 full with water and recap. Shake for 10 seconds. Pour rinsate into application equipment or a mix tank or store rinsate for later use or disposal. Drain for 10 seconds after the flow begins to drip. Repeat this procedure two more times.~~

PESTICIDE DISPOSAL – Pesticide wastes are acutely hazardous. Improper disposal of excess pesticide, spray mixture or rinsate is a violation of Federal law. If these wastes cannot be disposed of by use according to label instructions, contact your State Pesticide or Environmental Control Agency, or the Hazardous Waste Representative at the nearest EPA Regional Office for guidance.