

1839-178

1/11

MAR 16 2009

Mr. Thomas W. Isaac  
Senior Regulatory specialist  
Stephen Company  
22 W. Frontage Rd.  
Northfield, Illinois 60093

Subject: **Solvent Free Disinfectant Wipes**  
EPA Registration Number 1839-178  
Application Dated February 13, 2009  
EPA Received Date February 17, 2009

Dear Mr. Isaac:

This will knowledge receipt of your notification, submitted under the provisions of FIFRA section 3c 9. Based on a review of the submitted material the following comment apply.

**Proposed Amendment:**

- Clarification of Net Content on label


**General Comments:**

Based on a review of the material submitted, the following comment apply:

The notification is acceptable. A copy has been inserted in your file for future reference.

Should you have any questions or comments concerning this letter, please contact Drusilla Copeland at (703) 308-6224.

Sincerely,



Velma Noble  
Product Manager (31)  
Regulatory Management Branch I  
Antimicrobials Division (7510P)

**CONCURRENCES**

SYMBOL							
SURNAME							
DATE							

2/11

Please read instructions on reverse side before completing form.

Form A, Revised, OMB No. 2070-0080

Print Form.



United States  
Environmental Protection Agency  
Washington, DC 20460

<input type="checkbox"/>	Registration
<input type="checkbox"/>	Amendment
<input checked="" type="checkbox"/>	Other

OPP Identifier Number

### Application for Pesticide - Section I

1. Company/Product Number 1839-178	2. EPA Product Manager Velma Noble	3. Proposed Classification <input checked="" type="checkbox"/> None <input type="checkbox"/> Restricted
4. Company/Product (Name) Solvent Free Disinfectant Wipes	PM# 31	
5. Name and Address of Applicant (Include ZIP Code) Stepan Company 22 W. Frontage Rd. Newfield, NY 13254 <input type="checkbox"/> Check if this is a new address	6. Expedited Review. In accordance with FIFRA Section 3(c)(3) (b)(i), my product is similar or identical in composition and labeling to: <input checked="" type="checkbox"/> EPA Reg. No. _____ Product Name _____	

### Section - II

<input type="checkbox"/> Amendment - Explain below.	<input type="checkbox"/> Final printed labels in response to Agency letter dated _____
<input type="checkbox"/> Resubmission in response to Agency letter dated _____	<input type="checkbox"/> "Me Too" Application.
<input checked="" type="checkbox"/> Notification - Explain below.	<input type="checkbox"/> Other - Explain below.

Explanation: Use additional page(s) if necessary. (For section I and Section II.)

Notification to express the NET CONTENTS in avoirdupois pounds and ounces per EPA Guidance Document "Clarification of Net Contents Declarations for Antimicrobial Wipe Products"

### Section - III

1. Material This Product Will Be Packaged In:				2. Type of Container	
Child-Resistant Packaging <input type="checkbox"/> Yes* <input checked="" type="checkbox"/> No	Unit Packaging <input checked="" type="checkbox"/> Yes <input type="checkbox"/> No	Water Soluble Packaging <input type="checkbox"/> Yes <input checked="" type="checkbox"/> No		<input type="checkbox"/> Metal	<input checked="" type="checkbox"/> Plastic
* Certification must be submitted		If "Yes" Unit Packaging wgt. No. per container 1 wipe	If "Yes" Package wgt. No. per container	<input type="checkbox"/> Glass	<input checked="" type="checkbox"/> Paper
3. Location of Net Contents Information <input checked="" type="checkbox"/> Label <input type="checkbox"/> Container		4. Size(s) Retail Container 35-150/canister		5. Location of Label Directions <input checked="" type="checkbox"/> On Label <input type="checkbox"/> On Labeling accompanying product	
6. Manner in Which Label is Affixed to Product <input checked="" type="checkbox"/> Lithograph <input checked="" type="checkbox"/> Paper glued <input type="checkbox"/> Stenciled				<input type="checkbox"/> Other _____	

### Section - IV

1. Contact Point (Complete items directly below for identification of individual to be contacted, if necessary, to process this application.)		
Name Thomas W. Isaac	Title Sr. Regulatory Specialist	Telephone No. (Include Area Code) (847)501-2309
<b>Certification</b> I certify that the statements I have made on this form and all attachments thereto are true, accurate and complete. I acknowledge that any knowingly false or misleading statement may be punishable by fine or imprisonment or both under applicable law.		6. Date Application Received (Stamped)
2. Signature 	3. Title Sr. Regulatory Specialist	
4. Typed Name Thomas W. Isaac	5. Date February 13, 2009	

“This notification is consistent with the provisions of PR Notice 98-10 and EPA regulations at 40 CFR 152.46, and no other changes have been made to the labeling or the confidential statement of formula of this product. I understand that it is a violation of 18 U.S.C. Sec. 1001 to willfully make any false statement to EPA. I further understand that if this notification is not consistent with the terms of PR Notice 98-10 and 40 CFR 152.46, this product may be in violation of FIFRA and I may be subject to enforcement action and penalties under sections 12 and 14 of FIFRA.”

*Thomas W. Isaac*  
*Sr. Regulatory Specialist*

*Date: February 13, 2009*



**Stepan**

Stepan Company

Northfield, Illinois 60093  
Telephone 847.467.7500



4/11

February 13, 2009

Document Processing Desk (NOTIF)  
Office of Pesticide Programs  
U.S. Environmental Protection Agency  
Antimicrobials Division (7504P)  
Room S-4900, One Potomac Yard  
2777 South Crystal Drive  
Arlington, VA 22202-4501

ATTN: Ms. Velma Noble  
PM-31  
Regulatory Management Branch I

RE: SOLVENT FREE DISINFECTANT WIPES  
EPA Reg. No. 1839-178

Dear Ms. Noble:

This Notification expresses the label NET CONTENT in avoirdupois pounds and ounces per EPA Guidance Document "Clarification of Net Contents Declarations for Antimicrobial Wipe Products"

Five (5) copies of the proposed label are enclosed are for Agency review. One copy is highlighted to illustrate the Notification (see page 1 of label).

Should you have any questions concerning this submission, please contact me at (847) 501-2309 or via email: [tisaac@stepan.com](mailto:tisaac@stepan.com).

Sincerely,  
STEPAN COMPANY

Thomas W. Isaac  
Sr. Regulatory Specialist

Enclosures: 1839-178 label (5 copies)  
TWI:slf

021-09-TI-EPA-1839-178



Printed on Recycled Paper

5/u

# SOLVENT FREE DISINFECTANT WIPES

**LIMITED DISINFECTANT (This statement is mandatory.)**

(Optional statements:)

KILLS 99.9% OF SOME GRAM NEGATIVE BACTERIA\*  
CLEANER // NEW // QUICK // EASY // EFFECTIVE // FAST EFFECTIVE // CONVENIENT  
CLEANS, DISINFECTS & DEODORIZES  
ALL PURPOSE CLEANER  
KILLS 99.9% OF SOME BACTERIA\*  
CLEANS STREAK-FREE  
ANTIBACTERIAL FORMULA CLEANS and DISINFECTS  
CITRUS// FRESH// LEMON (SCENT) (SCENTED) (FRAGRANCE)  
BLEACH-FREE // ALCOHOL-FREE // DISINFECT AND TOUCH-UP CLEAN ANYTIME  
BACTERICIDAL

**Note:** To use the following phrases, the product must be made in accordance with **Alternate Formulation 2** or **Alternate Formulation 3** without fragrances.

(FRAGRANCE FREE) (SCENT FREE) (NO SCENT) (NO-SCENT) (NO-SCENT WIPES)  
(UNSCENTED WIPES) (NO FRAGRANCES) (FREE OF FRAGRANCES)  
(UNSCENTED)

\*Salmonella enterica (Salmonella) (ATCC 10708), Escherichia coli (E. coli) (ATCC 11229), and Escherichia coli (E. coli) O157:H7 (ATCC 43895)

### ACTIVE INGREDIENTS

Octyl decyl dimethyl ammonium chloride..... 0.03990%  
Dioctyl dimethyl ammonium chloride ..... 0.01995%  
Didecyl dimethyl ammonium chloride ..... 0.01995%  
Alkyl (50% C<sub>14</sub>, 40% C<sub>12</sub>, 10% C<sub>16</sub>) dimethyl benzyl ammonium chloride ..... 0.05320%

**INERT INGREDIENTS** ..... 99.86700%

Total ..... 100.00000%

**KEEP OUT OF REACH OF CHILDREN**

## CAUTION

See (side) (back) panels for additional precautionary statements.

EPA REG. NO. 1839-178  
EPA EST. NO. 1839-IL-01

### STEPAN COMPANY

22 W. Frontage Rd.  
Northfield 60093



NET CONTENTS: X lbs. X ozs. (mandatory: must be expressed in avoirdupois pounds and ounces)

**Optional: can also express as total count and size**

X Pre-measured (Pre-moistened) (Wipes) (Towelettes) (Cloths) (X)" x (X)"  
(e.g. 40 Pre-measured Wipes (7" x 8") (17.8cm x 20.3cm))

6/11

(Optional additional bullet points for label:)

- (Antibacterial) (Disinfecting) (Bactericidal) and scrubbing power all in one
- (All)(Multi) (purpose) (surface)
- Non-scratching (Non-abrasive)
- The (wipe) (towelette) (cloth) that is (strong) (durable) (thick) (heavy) enough to scrub (and) (clean)
- (Textured cloth) gets up stubborn stuck on messes
- Will not scratch (Non-scratching)
- (After use), just toss wipe away (in trash) (in garbage)
- Cleans because the (scrubbies) (texture) remove(s) (stubborn) (stuck on) (dirt) (messes)
- Dual (action) (purpose)
- Scrubs like no other (wipe) (towelette) (cloth)
- (Pre-moistened) (wet) disinfecting (textured) (wipe) (towelette) (cloth) (for tough jobs)
- Scrubbing (wipe) (towelette) (cloth)
- Wipes and scrubs
- An effective way to clean and deodorize against odor-causing bacteria
- The (wipe) (towelette) (cloth) that cleans (up) (stubborn) (stuck-on) messes) (so you don't have to get on your hands and knees)
- Leaves a clean, fresh scent
- Leaves your (bathroom) (kitchen) fresh and clean
- For use on (automobile) (car) non-porous interior surfaces
- Lint free
- Effective in the presence of 5% serum contamination
- Clean with just a wipe or a touch up
- Easy to use
- For (light touch ups) (quick clean-ups) (in one easy step)
- For household surfaces (all around the house) indoor and outdoor
- For use (at home), (away from home), (in public places) (on the go)
- For when a regular (wipe) (towelette) (cloth) (just) can't get the job done
- Great for cleaning around the toilet
- Handles daily clean-ups with no need for additional sprays or buckets
- Heavy (light) duty jobs
- Just (pull) (pop), wipe and toss away (in trash) (in garbage)
- Makes (your job) (cleaning) (easier) (easy)
- No (mixing) (spraying) (mess) (and/or) fuss)
- One step (clean) (cleaning)
- Quick easy clean-ups
- Saves (time) (steps)
- The smart (way to) clean (disinfect)
- Use (daily) to clean bathroom soils such as soap, soap scum, toothpaste, hair spray, hair gel, cosmetics, shaving cream, hand or body lotion
- Use at the (gym) (health club) on (exercise equipment) (apparatus) (sinks) (toilet seats)
- (Wipes) (cloths) (towelettes) Dispense(s) (one at a time) (like a tissue)
- This design fits in a (car) (auto) (vehicle) (glove box) (pockets) (cubbies)
- For on-the-go clean(ing)
- No pinched fingers
- Keeps your (car) (auto) (vehicle) clean
- Use on hard, non-porous (auto) (car) (vehicle) (plastic and vinyl upholstery) surfaces
- In one simple step you can wipe away dirt and kill Salmonella enterica (Salmonella) (ATCC 10708), Escherichia coli (E. coli) (ATCC 11229) and Escherichia coli (E. coli) O157:H7 (ATCC 43895). Plus (this product or product name) is perfect for on-the-go clean(ing) (-up).
- The alcohol-free formula in (this product or product name) is perfect for automotive interior use.
- The new space saving (canister) (canister tradename) (Thinster canister) fits easily in (car) (auto) (vehicle) (pockets) (glove boxes) (cubbies).
- Its easy to use lid, dispenses one (wipe) (towelette) (cloth) at a time, like tissues, for on-the-go clean(ing)(-up).
- The new space saving (canister) (canister tradename) (Thinster canister) fits easily in (car) (auto) (vehicle) (pockets) (glove boxes) (cubbies). Its easy to use lid, dispenses one (wipe) (towelette) (cloth) at a time, like tissues, for on-the-go clean(ing)(-up).
- For use on (public) restroom door (handles) (knobs).

7/11

## DIRECTIONS FOR USE

It is a violation of Federal Law to use this product in a manner inconsistent with its labeling.

**(POTENTIAL LABEL CLAIMS:)**

<i>(Select any one of the following)</i>	<i>Followed by: (Select any one or more of the following)</i>	<i>May be followed by: (Select any one or more of the following)</i>
Clean(s)	** <i>Salmonella enterica</i> (Salmonella) (ATCC 10708), <i>Escherichia coli</i> (E. coli) (ATCC 11229), <i>Escherichia coli</i> (E. coli) O157:H7 (ATCC 43895).	Found on hard, non-porous (kitchen) (and) (bathroom) (restroom) (shower and bath areas) (automobile interior) surfaces
Kills germs**		Found in (locker rooms) (health clubs) (athletic facilities) (barber shops) (restaurants) (correctional facilities) (dressing rooms) (factories) (hotels) (motels) (salons) (schools) (play ground equipment) (transportation terminals) (daycare facilities)
Kill(s)		
Remove(s)	(Household) (Kitchen) (Bathroom) Bacteria*	From hard, non-porous (bathroom) (restroom) (kitchen) (automobile interior) surfaces
Effective Against	99.9% of some bacteria*	<i>(one or more of the following surfaces):</i> kitchen counters, sealed stone, stovetops, sinks, the outside of microwaves, refrigerators, and other similar appliances, walls, countertops, finished hardwood, cabinets, floors, exterior toilet bowl surfaces, diaper pails, trash cans, glazed tile, tubs, diaper changing (tables) (counters), sinks, chrome, shower walls, bathrooms, public restrooms, door knobs, faucets, telephone receivers and key pads, patio furniture, cribs, car interiors, computers, hand rails, wall switch plates, door frames, restrooms, urinals, desks, and dining room surfaces
Wipes Away	99.9% of some Household/Kitchen/Bathroom Bacteria*	steering wheels, seat belt buckle and housings, child restraint seats, mirrors, dashboards, gear shift levers, accessory control knobs, vinyl seats and head restraints, wheelchair lifts, faceguards, plastic straps, non-porous surfaces of visors
Are thick pre-moistened antibacterial wipes that remove	Odor causing bacteria*	
Easily removes	* <i>Salmonella enterica</i> (Salmonella) (ATCC 10708), <i>Escherichia coli</i> (E. coli) (ATCC 11229), <i>Escherichia coli</i> (E. coli) O157:H7 (ATCC 43895)	
Cleans streak-free and kills		
Disinfects (against) *		

**CLEANING:** Wipe surface with (wipe) (towelette) (cloth), let air dry. No need to rinse. These (wipes) (towelettes) (cloths) will not harm most surfaces. Not recommended on unpainted wood or glass.

**DISINFECTION and DEODORIZATION:** Wipe surface to be disinfected. Allow surface to remain wet for 10 minutes before use. Let surface dry. A rinse is required for surfaces in direct contact with food. (No scrubbing is necessary.) (The product will not leave grit or soap scum.) For heavily soiled surfaces, clean before following **Disinfection** instructions.

*Use for wipes supplied in (mitt) (glove) form*  
Wipe surface to be disinfected with one side of the (mitt) (glove). The other side of the (mitt) (glove) can also be used to wipe the surface to be disinfected by rotating (it) (the mitt) (the glove) around the wrist. Allow surface to remain wet for 10 minutes before use. Let surface air dry. A rinse is required for surfaces in direct contact with food. (No scrubbing necessary.) (This product will not leave grit or soap scum.)

Not for personal cleansing. This is **not** a baby wipe!

**BACTERICIDAL ACTIVITY** - When used as directed, this product exhibits effective disinfectant activity against the organisms: *Salmonella enterica* (Salmonella), *Escherichia coli* (E. coli), *Escherichia coli* (E. coli) O157:H7.

**EFFICACY TESTS HAVE DEMONSTRATED THAT THIS PRODUCT IS AN EFFECTIVE BACTERICIDE IN THE PRESENCE OF ORGANIC SOIL (5% BLOOD SERUM).**

*Canister Directions (Use any of the following instructions – can also use with canister icon)*

**TO OPEN:**

- Remove lid from canister.
- Lift flap in center of lid.
- Pull up corner of center (wipe) (towelette) (cloth); twist to a point and thread through dispenser hole in lid. **DO NOT PUSH FINGER THROUGH OPENING.**
- Replace lid. Pull out exposed (wipe) (towelette) (cloth) and snap off. The next (wipe) (towelette) (cloth) pops up automatically. Dispose of used (wipes) (towelettes) (cloths) in trash receptacle. Snap center flap down when finished to retain moisture.
- Do not flush.

**TO OPEN PACKAGE:** Flip open dispensing cap and remove lid by pulling upward. Thread center (wipe) (towelette) (cloth) corner through slits in lid center. **DO NOT PUSH FINGER THROUGH OPENING.** Replace lid. Dispense (wipes) (towelettes) (cloths) by pulling out at an angle. Snap flip lid down when finished, to retain moisture. Dispose of used (wipes) (towelettes) (cloths) in trash. Do not flush.

**TO OPEN PACKAGE:** Pop open dispensing tab and remove top by lifting upward. Pull up corner of center (wipe) (towelette) (cloth), twist to a point and thread through slits in top. **DO NOT PUSH FINGER THROUGH SLITS.** Replace top and pull (wipe) (towelette) (cloth) at slight angle. The next (wipe) (towelette) (cloth) pops up automatically. Snap tab closed to retain moisture. Do not flush.

**DISPENSER:** to start feed. Remove large cover and discard seal from container. From center of (wipe) (towelette) (cloth) roll, pull up (wipe) (towelette) (cloth) corner, twist into a point and thread it through the hole in the container cover. **DO NOT PUSH FINGER THROUGH HOLE.** Pull through about one inch. Replace cover. Pull out first (wipe) (towelette) (cloth) and snap off at a 90 degree angle. Remaining (wipes) (towelettes) (cloths) feed automatically ready for next use. When through using, keep small center cap closed to prevent moisture loss. Do not flush.

*Refillable Package Instructions: (Use with product supplied in refillable packages)*

**TO OPEN PACKAGE:** Flip open dispensing flap and remove lid by lifting upward. Place (pouch) (package) in (container) (tub). Open pouch by peeling back seal. Insert (wipe) (towelette) (cloth) through opening in lid. Replace lid. The next (wipe) (towelette) (cloth) pops up automatically. When finished, close lid flap to retain moisture.

*Refill Package Instructions: (Use for refill package)*

**TO OPEN PACKAGE:** Flip open dispensing flap and remove lid by lifting upward. Place refill in (container) (tub). Open in (container) (tub) by peeling back seal. Insert (wipe) (towelette) (cloth) through opening in lid. Replace lid. The next (wipe) (towelette) (cloth) pops up automatically. When finished, close lid to retain moisture.

*Resealable Package Instructions: (Use for product supplied in resealable pouches/packages)*

**TO OPEN PACKAGE:** Slowly peel back label. (Pull out) (Remove) (wipes) (towelettes) (cloths) as needed. To retain moisture, reseal (pouch) (package) by firmly pressing label back on the (pouch) (package).

*(Mitt) (Glove) Package Instructions: (Use for wipes supplied in mitt or glove form)*

**TO OPEN PACKAGE:** Tear pouch along perforation. Separate zip lock (pouch) (package) and remove (mitt) (glove). Separate inner plastic liner and insert hand. Reseal zip lock pouch to retain moisture.

*Center Pull Dispenser Instructions: (Use for product supplied in plastic bags)*

**TO OPEN PACKAGE:** (Open lid of the dispenser.) (Cut "V" out of the top of the (plastic) bag.) (Tear open (tab on) top of (plastic) bag.) (Cut open top of (plastic) bag.) (Remove the Styrofoam core from the center of the roll.) Pull out the first (wipe) (towelette) (cloth) approximately 6 to 8 inches from the center of the roll. (Place entire bag inside of center pull dispenser. Thread the (wipe) (towelette) (cloth) through the opening on the dispenser.) (Thread the (wipe) (towelette) (cloth) through the opening on the dispenser. Place entire bag inside of center pull dispenser.) (Close the lid of the dispenser.) ((Wipe) (Towelette) (Cloth) dispensing tension may be adjusted on the bottom of the dispenser.) (Additional loading directions are listed on the dispenser.) Dispenser may be mounted with (wipes) (towelettes) (cloths) (dispensing up) (dispensing down) (dispensing up or down).

*Single Use Pouch Instructions: (Use for product supplied in single use pouches/packets)*

**TO OPEN PACKAGE:** Tear (foil) (pack) (packet) (pouch) open (along dotted line) (at tear notch) (along the top edge of (pack) (packet) (pouch)). (Pull out) (Remove) (wipe) (towelette) (cloth).

*For product supplied in a single use pouch with a folded towelette, include the following)*

Unfold (wipe) (towelette) (cloth) before use.



9/11

*Canister Directions (use with Thinstar canister)*

**TO OPEN:**

- Place thumb or finger under front lid lip and lift (up).
- Pull first (wipe (towelette) (cloth) out and thread through hole in lid. DO NOT PUSH FINGER THROUGH OPENING.
- Pull up corner of center (wipe) (towelette) (cloth), twist to a point and thread through dispenser hole in lid. DO NOT PUSH FINGER THROUGH OPENING.
- (Wipes) (Towelettes) (Cloths) will dispense one at a time like tissues.
- Close lid to retain moisture
- Do not flush.

**PRECAUTIONARY STATEMENTS**

Hazards to Humans and Domestic Animals

**CAUTION:** Causes moderate eye irritation. Avoid contact with eyes or clothing. Wash thoroughly with soap and water after handling.

**FIRST AID**

Have the product container or label with you when calling a poison control center or doctor, or going for treatment.

**IF IN EYES:** Hold eyelids open and rinse slowly and gently with water for 15–20 minutes. Remove contact lenses if present, after the first 5 minutes, then continue rinsing the eye. Call a poison control center or doctor for treatment advice.

*(Optional)* You may contact XXX/XXX-XXXX for emergency medical treatment information.

**STORAGE AND DISPOSAL**

Do not contaminate water, food or feed by storage or disposal.

**PESTICIDE STORAGE:** Store in an area inaccessible to children.

**CONTAINER DISPOSAL:** Do not reuse empty (container) (canister). Rinse thoroughly before discarding in trash.

*(Optional for Product Supplied in Refillable Containers & Refill Package)*

**CONTAINER STORAGE/DISPOSAL:** Dispose of (wipe) (towelette) (cloth) in trash after use. Do not flush. Tightly close lid between uses to retain moisture. Do not reuse empty container except with refill, otherwise discard in trash.

*(Optional for Product Supplied in Resealable Packages)*

**CONTAINER STORAGE/DISPOSAL:** Dispose of (wipe) (towelette) (cloth) in trash after use. Do not flush. Reseal label between uses to retain moisture. Do not reuse empty (pouch) (package). Discard empty (pouch) (package) in trash.

*(Optional for Product Supplied in (mitt) (glove) form in Resealable Packages)*

**CONTAINER STORAGE/DISPOSAL:** Dispose of (glove) (mitt) in trash after use. Do not flush. Reseal zip lock pouch between uses to retain moisture. Do not reuse empty (pouch) (package). Discard empty (pouch) (package) in trash.

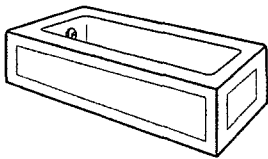
*(Optional for Product Supplied in plastic bags for use in Center Pull Dispensers)*

**CONTAINER STORAGE/DISPOSAL:** Dispose of (wipe) (towelette) (cloth) in trash after use. Do not flush. Keep dispenser closed to retain moisture. Do not reuse empty plastic bag. Discard empty plastic bag in trash.

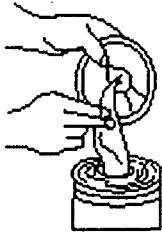
*(Optional for Product Supplied in Single Use Pouches/Packets)*

**CONTAINER STORAGE/DISPOSAL:** Dispose of (wipe) (towelette) (cloth) in trash after use. Do not flush. Discard empty (pouch) (packet) in trash.

10/11



**Bathtub**



**Canister Directions**



**Changing Table**




**Computer**




**Baby crib**



**Door Knob**



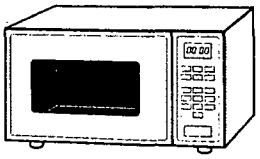
**Faucet**



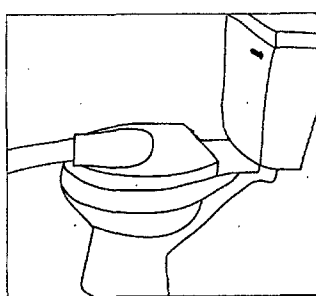
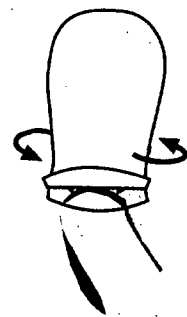
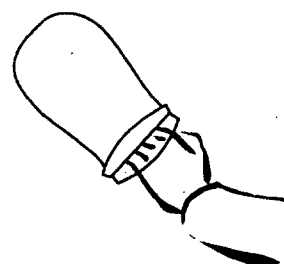
**Garbage Can**



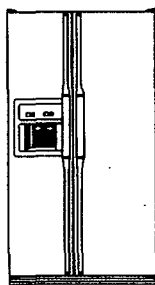
**Kitchen  
Countertops**



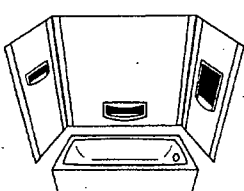
**Outside of  
microwaves**




**Patio Furniture**




**Outside of  
Refrigerator**



**Tub and Shower walls**




**Sinks**




**Stovetop**

u/11



**Telephone Receivers  
and Key Pads**



**Toilet**