

SOLVENT FREE DISINFECTANT WIPES

LIMITED DISINFECTANT (This statement is mandatory.)

(Optional statements:)

KILLS 99.9% OF (SOME) GRAM NEGATIVE BACTERIA
 CLEANER // NEW // QUICK // EASY // EFFECTIVE // FAST EFFECTIVE //
 CONVENIENT
 CLEANS, DISINFECTS & DEODORIZES
 ALL PURPOSE CLEANER
 KILLS 99.9% OF (SOME) BACTERIA *

CLEANS STREAK-FREE
 ANTIBACTERIAL FORMULA CLEANS and DISINFECTS
 CITRUS// FRESH// LEMON (SCENT) (SCENTED) (FRAGRANCE)
 BLEACH-FREE // ALCOHOL-FREE // DISINFECT AND TOUCH-UP CLEAN ANYTIME

BACTERICIDAL

*Salmonella choleraesuis (Salmonella) (ATCC 10708), Escherichia coli (E. coli) (ATCC 11220), and Escherichia coli (E. coli) O157:H7 (ATCC 43895)

ACTIVE INGREDIENTS

Octyl decyl dimethyl ammonium chloride	0.03990%
Dioctyl dimethyl ammonium chloride.....	0.01995%
Didecyl dimethyl ammonium chloride.....	0.01995%
Alkyl (50% C ₁₄ , 40% C ₁₂ , 10% C ₁₆) dimethyl benzyl ammonium chloride	0.05320%
INERT INGREDIENTS	99.86700%
Total	100.00000%

KEEP OUT OF REACH OF CHILDREN

CAUTION

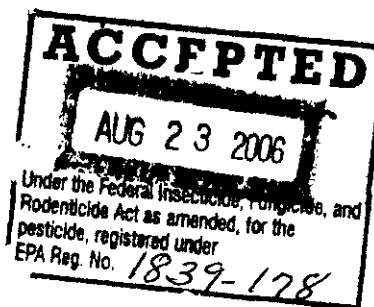
See (side) (back) panels for additional precautionary statements.

EPA REG. NO. 1839-178
EPA EST. NO. 1839-IL-01

STEPAN COMPANY
22 W. Frontage Rd.
Northfield 60093

NET CONTENTS:

X Pre-measured (Pre-moistened) (Wipes) (Towelettes) (Cloths) (X)" x (X)"
(e.g. 40 Pre-measured Wipes (7" x 8") (17.8cm x 20.3cm)



(Optional additional bullet points for label:)

- (Antibacterial) (Disinfecting) (Bactericidal) and scrubbing power all in one
- (All)(Multi) (purpose) (surface)
- Non-scratching (Non-abrasive)
- The (wipe) (towelette) (cloth) that is (strong) (durable) (thick) (heavy) enough to scrub (and) (clean)
- (Textured cloth) gets up stubborn stuck on messes
- Will not scratch (Non-scratching)
- (After use), just toss wipe away (in trash) (in garbage)
- Cleans because the (scrubbies) (texture) remove(s) (stubborn) (stuck on) (dirt) (messes)
- Dual (action) (purpose)
- Scrubs like no other (wipe) (towelette) (cloth)
- (Pre-moistened) (wet) disinfecting (textured) (wipe) (towelette) (cloth) (for tough jobs)
- Scrubbing (wipe) (towelette) (cloth)
- Wipes and scrubs
- An effective way to clean and deodorize against odor-causing bacteria
- The (wipe) (towelette) (cloth) that cleans (up) (stubborn) (stuck-on) messes) (so you don't have to get on your hands and knees)
- Leaves a clean, fresh scent
- Leaves your (bathroom) (kitchen) fresh and clean
- Lint free
- Effective in the presence of 5% serum contamination
- Clean with just a wipe or a touch up
- Easy to use
- For (light touch ups) (quick clean-ups) (in one easy step)
- For household surfaces (all around the house) indoor and outdoor
- For use (at home), (away from home), (in public places) (on the go)
- For when a regular (wipe) (towelette) (cloth) (just) can't get the job done
- Great for cleaning around the toilet
- Handles daily clean-ups with no need for additional sprays or buckets
- Heavy (light) duty jobs
- Just (pull) (pop), wipe and toss away (in trash) (in garbage)
- Makes (your job) (cleaning) (easier) (easy)
- No (mixing) (spraying) (mess) (and/or fuss)
- One step (clean) (cleaning)
- Quick easy clean-ups
- Saves (time) (steps)
- The smart (way to) clean (disinfect)
- Use (daily) to clean bathroom soils such as soap, soap scum, toothpaste, hair spray, hair gel, cosmetics, shaving cream, hand or body lotion
- Use at the (gym) (health club) on (exercise equipment) (apparatus) (sinks) (toilet seats)

DIRECTIONS FOR USE

It is a violation of Federal Law to use this product in a manner inconsistent with its labeling.

(POTENTIAL LABEL CLAIMS:)

<i>(Select any one of the following)</i>	<i>Followed by: (Select any one or more of the following)</i>	<i>May be followed by: (Select any one or more of the following)</i>
Clean(s)	** <i>Salmonella choleraesuis</i> (Salmonella), <i>Escherichia coli</i> (E. coli), <i>Escherichia coli</i> (E. coli) O157:H7	Found on hard, non-porous (kitchen) (and) (bathroom) (restroom) (shower and bath areas) surfaces
Kills germs**		Found in (locker rooms) (health clubs) (athletic facilities) (barber shops) (restau- rants) (correctional facilities) (dressing rooms) (factories) (hotels) (motels) (sa- lons) (schools) (play ground equipment) (transportation terminals) (daycare facili- ties)
Kill(s)		
Remove(s)	(Household) (Kitchen) (Bathroom) Bacteria*	From hard, non-porous Bathroom (rest- room) surfaces
Effective Against	99.9% of (some) bacteria *	<i>(one or more of the following surfaces):</i> kitchen counters, sealed stone, stovetops, sinks, the outside of microwaves, refrig- erators, and other similar appliances, walls, countertops, finished hardwood, cabinets, floors, exterior toilet bowl sur- faces, diaper pails, trash cans, glazed tile, tubs, diaper changing (tables) (counters), sinks, chrome, shower walls, bathrooms, public restrooms, door knobs, faucets, telephone receivers and key pads, patio furniture, cribs, car interiors, computers, hand rails, wall switch plates, door frames, restrooms, urinals, desks, and dining room surfaces
Wipes Away	99.9% of some Household/Kitchen/Bathroom Bacteria*	
Are thick pre-moistened antibacte- rial wipes that remove	Odor causing bacteria*	
Easily removes	* <i>Salmonella choleraesuis</i> (Salmonella), <i>Escherichia coli</i> (E. coli), <i>Escherichia coli</i> (E. coli) O157:H7	
Cleans streak-free and kills		
Disinfects (against)		

CLEANING: Wipe surface with (wipe) (towelette) (cloth), let air dry. No need to rinse. These (wipes) (towelettes) (cloths) will not harm most surfaces. Not recommended on unpainted wood or glass.

DISINFECTION and DEODORIZATION: Wipe surface to be disinfected. Allow surface to remain wet for 10 minutes before use. Let surface dry. A rinse is required for surfaces in direct contact with food. (No scrubbing is necessary.) (The product will not leave grit or soap scum.) For heavily soiled surfaces, clean before following **Disinfection** instructions.

Not for personal cleansing. This is **not** a baby wipe!

BACTERICIDAL ACTIVITY - When used as directed, this product exhibits effective disinfectant activity against the organisms: *Salmonella choleraesuis* (Salmonella), *Escherichia coli* (E. coli), *Escherichia coli* (E. coli) O157:H7,

EFFICACY TESTS HAVE DEMONSTRATED THAT THIS PRODUCT IS AN EFFECTIVE BACTERICIDE IN THE PRESENCE OF ORGANIC SOIL (5% BLOOD SERUM).

Canister Directions (Use any of the following instructions – can also use with canister icon)

TO OPEN:

- Remove lid from canister.
- Lift flap in center of lid.
- Pull up corner of center (wipe) (towelette) (cloth), twist to a point and thread through dispenser hole in lid. DO NOT PUSH FINGER THROUGH OPENING.
- Replace lid. Pull out exposed (wipe) (towelette) (cloth) and snap off. The next (wipe) (towelette) (cloth) pops up automatically. Dispose of used (wipes) (towelettes) (cloths) in trash receptacle. Snap center flap down when finished to retain moisture.
- Do not flush.

TO OPEN PACKAGE: Flip open dispensing cap and remove lid by pulling upward. Thread center (wipe) (towelette) (cloth) corner through slits in lid center. DO NOT PUSH FINGER THROUGH OPENING. Replace lid. Dispense (wipes) (towelettes) (cloths) by pulling out at an angle. Snap flip lid down when finished, to retain moisture. Dispose of used (wipes) (towelettes) (cloths) in trash. Do not flush.

TO OPEN PACKAGE: Pop open dispensing tab and remove top by lifting upward. Pull up corner of center (wipe) (towelette) (cloth), twist to a point and thread through slits in top. DO NOT PUSH FINGER THROUGH SLITS. Replace top and pull (wipe) (towelette) (cloth) at slight angle. The next (wipe) (towelette) (cloth) pops up automatically. Snap tab closed to retain moisture. Do not flush.

DISPENSER: to start feed. Remove large cover and discard seal from container. From center of (wipe) (towelette) (cloth) roll, pull up (wipe) (towelette) (cloth) corner, twist into a point and thread it through the hole in the container cover. DO NOT PUSH FINGER THROUGH HOLE. Pull through about one inch. Replace cover. Pull out first (wipe) (towelette) (cloth) and snap off at a 90 degree angle. Remaining (wipes) (towelettes) (cloths) feed automatically ready for next use. When through using, keep small center cap closed to prevent moisture loss. Do not flush.

Refillable Package Instructions: (Use with product supplied in refillable packages)

TO OPEN PACKAGE: Flip open dispensing flap and remove lid by lifting upward. Place (pouch) (package) in (container) (tub). Open pouch by peeling back seal. Insert (wipe) (towelette) (cloth) through opening in lid. Replace lid. The next (wipe) (towelette) (cloth) pops up automatically. When finished, close lid flap to retain moisture.

Refill Package Instructions: (Use for refill package)

TO OPEN PACKAGE: Flip open dispensing flap and remove lid by lifting upward. Place refill in (container) (tub). Open in (container) (tub) by peeling back seal. Insert (wipe) (towelette) (cloth) through opening in lid. Replace lid. The next (wipe) (towelette) (cloth) pops up automatically. When finished, close lid to retain moisture.

Resealable Package Instructions: (Use for product supplied in resealable pouches/packages)

TO OPEN PACKAGE: Slowly peel back label. (Pull out) (Remove) (wipes) (towelettes) (cloths) as needed. To retain moisture, reseal (pouch) (package) by firmly pressing label back on the (pouch) (package).

PRECAUTIONARY STATEMENTS

Hazards to Humans and Domestic Animals

CAUTION: Causes moderate eye irritation. Avoid contact with eyes or clothing. Wash thoroughly with soap and water after handling.

FIRST AID

Have the product container or label with you when calling a poison control center or doctor, or going for treatment.

IF IN EYES: Hold eyelids open and rinse slowly and gently with water for 15–20 minutes. Remove contact lenses if present, after the first 5 minutes, then continue rinsing the eye. Call a poison control center or doctor for treatment advice.

(Optional) You may contact XXX/XXX-XXXX for emergency medical treatment information.

STORAGE AND DISPOSAL

Do not contaminate water, food or feed by storage or disposal.

PESTICIDE STORAGE: Store in an area inaccessible to children.

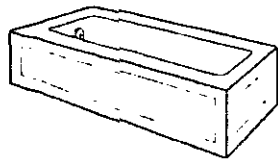
CONTAINER DISPOSAL: Do not reuse empty (container) (canister). Rinse thoroughly before discarding in trash.

(Optional for Product Supplied in Refillable Containers & Refill Package)

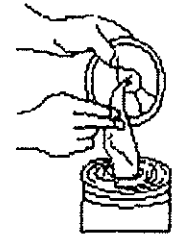
CONTAINER STORAGE/DISPOSAL: Dispose of (wipe) (towelette) (cloth) in trash after use. Do not flush. Tightly close lid between uses to retain moisture. Do not reuse empty container except with refill, otherwise discard in trash.

(Optional for Product Supplied in Resealable Packages)

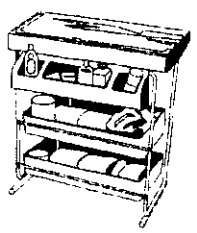
CONTAINER STORAGE/DISPOSAL: Dispose of (wipe) (towelette) (cloth) in trash after use. Do not flush. Reseal label between uses to retain moisture. Do not reuse empty (pouch) (package). Discard empty (pouch) (package) in trash.



Bathtub



Canister Directions



Changing Table




Computer



Baby crib



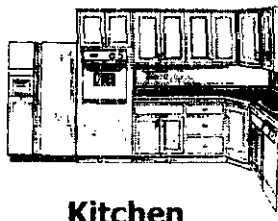
Door Knob



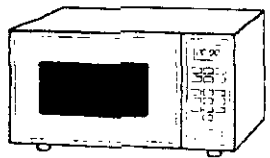
Faucet



Garbage Can



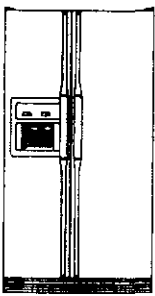
**Kitchen
Countertops**



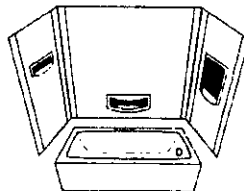
**Outside of
microwaves**



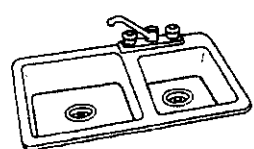
Patio Furniture




**Outside of
Refrigerator**



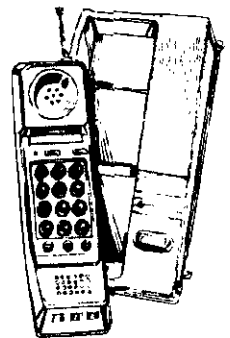
Tub and Shower walls



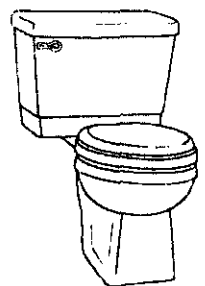
Sinks



Stovetop



**Telephone Receivers
and Key Pads**



Toilet