



UNITED STATES ENVIRONMENTAL PROTECTION AGENCY
WASHINGTON, DC 20460

OFFICE OF CHEMICAL SAFETY
AND POLLUTION PREVENTION

July 26, 2022

Dru Harness
Senior Regulatory Scientist
Stepan Company
Electronic Transmittal: dru.harness@stepan.com

Subject: Notification per PRN 98-10 – Minor label modifications
Product Name: BTC 885 NDC-128
EPA Registration Number: 1839-166
Received Date: July 8, 2022
Action Case Number: 00376978

Dear Dru Harness:

The Agency is in receipt of your Application for Pesticide Notification under Pesticide Registration Notice (PRN) 98-10 for the above referenced product. The Antimicrobials Division (AD) has conducted a review of this request for its applicability under PRN 98-10 and finds that the action requested falls within the scope of PRN 98-10.

The label submitted with the application has been stamped “Notification” and will be placed in our records.

Should you wish to add/retain a reference to the company’s website on your label, then please be aware that the website becomes labeling under the Federal Insecticide Fungicide and Rodenticide Act and is subject to review by the Agency. If the website is false or misleading, the product would be misbranded and unlawful to sell or distribute under FIFRA section 12(a)(1)(E). 40 CFR 156.10(a)(5) lists examples of statements EPA may consider false or misleading. In addition, regardless of whether a website is referenced on your product’s label, claims made on the website may not substantially differ from those claims approved through the registration process. Therefore, should the Agency find or if it is brought to our attention that a website contains false or misleading statements or claims substantially differing from the EPA approved registration, the website will be referred to the EPA’s Office of Enforcement and Assurance.

If you have any questions, you may contact Tara Flint Silva via email at flintsilva.tara@epa.gov.

Sincerely,

A handwritten signature in black ink, appearing to read "Kathryn M. Montague".

For
Kathryn Montague, Acting Product Manager 31
Regulatory Management Branch 1
Antimicrobials Division
Office of Pesticide Programs

NOTIFICATION

1839-166

The applicant has certified that no changes, other than those reported to the Agency have been made to the labeling. The Agency acknowledges this notification by letter dated:

07/26/2022

BTC® 885 NDC-128

FRONT PANEL

ACTIVE INGREDIENTS

Octyl decyl dimethyl ammonium chloride	3.255%
Dioctyl dimethyl ammonium chloride	1.628%
Didecyl dimethyl ammonium chloride	1.628%
Alkyl (50% C ₁₄ , 40% C ₁₂ , 10% C ₁₆) dimethyl benzyl ammonium chloride	4.339%
(INERT) (OTHER) INGREDIENTS	89.150%
Total	100.000%

NET CONTENTS(: XXX (oz)(ounces)(gallon(s))(gal(s))

KEEP OUT OF REACH OF CHILDREN

DANGER

FIRST AID
Have the product container or label with you when calling a poison control center or doctor, or going for treatment.
If in eyes: Hold eye open and rinse slowly and gently with water for 15-20 minutes. Remove contact lenses, if present, after the first 5 minutes, then continue rinsing eye. Call a poison control center or doctor for treatment advice.
If on skin or clothing: Take off contaminated clothing. Rinse skin immediately with plenty of water for 15-20 minutes. Call poison control center or doctor for treatment advice.
If swallowed: Call poison control center or doctor immediately for treatment advice. Have person sip a glass of water if able to swallow. Do not induce vomiting unless told to do so by the poison control center or doctor. Do not give anything by mouth to an unconscious person.
If inhaled: Move person to fresh air. If person is not breathing, call 911 or an ambulance then give artificial respiration, preferably by mouth-to-mouth, if possible. Call a poison control center or doctor for further treatment advice.
(OPTIONAL) You may contact 1-800-424-9300 (xxx/xxx-xxxx) for emergency medical treatment information.

NOTE TO PHYSICIAN

Probable mucosal damage may contraindicate the use of gastric lavage.

(Note to the reviewer: For product packaged in (CARTRIDGE)(CARTRIDGE STARTER KIT) alternate first aid statement can be used on outer packaging. See page 20 of the master label for instructions on its use. This language is restricted to product packaged in CARTRIDGE.

See (side) (back)(booklet) panel for additional precautionary statements((and)(or) directions for use).

FRONT, BACK OR SIDE PANEL

EPA REG. NO. 1839-166

EPA EST. NO. (as indicated on container)

(Beginning of) (batch) (lot) code indicates EPA (Est.) (Establishment) (#) (No.) (Number)

STEPAN COMPANY

1101 Skokie Blvd, Suite 500

Northbrook, IL 60062

Bracketed information is denoted as: {insert as noted }, (optional text), [required qualifier].
The term "this product" used throughout this document may be replaced with the marketed product brand name.
The term "x" is a place holder for numerical digits.
Punctuation and plural/singular word forms may be adjusted to allow for grammatical correctness.
Appropriate metric or imperial unit may be added as optional, supplemental information.

PRECAUTIONARY STATEMENTS

PRECAUTIONARY STATEMENTS

HAZARDS TO HUMANS AND DOMESTIC ANIMALS.

DANGER

KEEP OUT OF REACH OF CHILDREN. CORROSIVE. Causes irreversible eye damage and skin burns. Do not get in eyes, on skin or on clothing. May be fatal if absorbed through skin. Harmful if swallowed. Wear goggles or face shield, rubber gloves, and protective clothing. Remove contaminated clothing and wash before reuse. Wash thoroughly with soap and water after handling and before eating, drinking, chewing gum, using tobacco or using the toilet.

ENVIRONMENTAL HAZARDS

(for containers 5 gallons or greater)

This product is toxic to fish. Do not discharge effluent containing this product into lakes, streams, ponds, estuaries, oceans or other waters unless in accordance with the requirements of a National Pollutant Discharge Elimination System (NPDES) permit and the permitting authority has been notified in writing prior to discharge. Do not discharge effluent containing this product to sewer systems without previously notifying the local sewage treatment plant authority. For guidance contact your State Water Board or Regional Office of the EPA.

MICROORGANISMS

This product has been tested and found to be efficacious against the following micro-organisms on hard, non-porous surfaces:

ORGANISM	ATCC No.	CONTACT TIME
Bactericidal Activity:		
Ampicillin resistant <i>Acinetobacter baumannii</i> (clinical isolate – Fairfax Hospital)		10 minutes
Bactrim resistant <i>Acinetobacter baumannii</i> (clinical isolate – Fairfax Hospital)		10 minutes
<i>Bordetella bronchiseptica</i>	31437	10 minutes
Cefazolin resistant <i>Acinetobacter baumannii</i> (clinical isolate – Fairfax Hospital)		10 minutes
Ceftazidime resistant <i>Acinetobacter baumannii</i> (clinical isolate – Fairfax Hospital)		10 minutes
Ceftriaxone resistant <i>Acinetobacter baumannii</i> (clinical isolate – Fairfax Hospital)		10 minutes
Ciprofloxacin resistant <i>Acinetobacter baumannii</i> (clinical isolate – Fairfax Hospital)		10 minutes
Community Associated Methicillin resistant <i>Staphylococcus aureus</i> (CA-MRSA) (NRS 123 Genotype USA400)		10 minutes
Community Associated Methicillin resistant <i>Staphylococcus aureus</i> (CA-MRSA) (NRS 384 Genotype USA300)		10 minutes
<i>Corynebacterium ammoniagenes</i>	6871	10 minutes
<i>Enterobacter aerogenes</i>	13048	10 minutes
<i>Enterobacter cloacae</i>	23355	10 minutes
<i>Enterobacter cloacae</i> (clinical isolate)		10 minutes
<i>Enterococcus faecalis</i>	19433	10 minutes
<i>Enterococcus faecalis</i> (clinical isolate)		10 minutes
<i>Escherichia coli</i>	11229	10 minutes
<i>Escherichia coli</i> (clinical isolate)		10 minutes
<i>Escherichia coli</i> O111:H8	BAA-184	10 minutes
<i>Fusobacterium necrophorum</i>	27852	10 minutes
Gentamicin resistant <i>Acinetobacter baumannii</i> (clinical isolate – Fairfax Hospital)		10 minutes
<i>Klebsiella pneumoniae</i> subsp. <i>pneumoniae</i>	13883	10 minutes
<i>Lactobacillus casei</i> subsp. <i>rhamnosus</i>	7469	10 minutes
<i>Listeria monocytogenes</i>	35152	10 minutes
Levofloxacin resistant <i>Acinetobacter baumannii</i> (clinical isolate – Fairfax Hospital)		10 minutes
Methicillin resistant <i>Staphylococcus aureus</i> (MRSA)	33592	10 minutes
<i>Pasteurella multocida</i>	7707	10 minutes
<i>Proteus mirabilis</i>	9921	10 minutes
<i>Proteus mirabilis</i>	25933	10 minutes
<i>Proteus vulgaris</i>	13315	10 minutes
<i>Pseudomonas aeruginosa</i>	15442	10 minutes
<i>Salmonella enterica</i> subsp. <i>enterica</i> serotype <i>choleraesuis</i>	10708	10 minutes
<i>Salmonella enterica</i> subsp. <i>enterica</i> serotype <i>paratyphi</i> B	8759	10 minutes
<i>Salmonella enterica</i> subsp. <i>enterica</i> serotype <i>pullorum</i>	9120	10 minutes
<i>Salmonella enterica</i> subsp. <i>enterica</i> serotype <i>typhi</i>	6539	10 minutes
<i>Salmonella enterica</i> subsp. <i>enterica</i> serotype <i>typhimurium</i>	14028	10 minutes

Bracketed information is denoted as: {insert as noted }, (optional text), [required qualifier].

The term "this product" used throughout this document may be replaced with the marketed product brand name.

The term "x" is a place holder for numerical digits.

Punctuation and plural/singular word forms may be adjusted to allow for grammatical correctness.

Appropriate metric or imperial unit may be added as optional, supplemental information.

Salmonella enterica subsp. enterica serotype enteritidis	13076	10 minutes
Serratia marcescens	8100	10 minutes
Shigella dysenteriae	12180	10 minutes
Shigella flexneri Type 2b	12022	10 minutes
Shigella sonnei	25931	10 minutes
Staphylococcus aureus	6538	10 minutes
Staphylococcus aureus (clinical isolate)		10 minutes
Staphylococcus aureus subsp. aureus	33592	10 minutes
Staphylococcus epidermidis	29641	10 minutes
Staphylococcus epidermidis (clinical isolate)		10 minutes
Streptococcus pyogenes (Clinical - Flesh Eating Strain BIRD M3)		10 minutes
Streptococcus pyogenes Group A	19615	10 minutes
Tobramycin resistant Acinetobacter baumannii (clinical isolate – Fairfax Hospital)		10 minutes
Vancomycin intermediate resistant Staphylococcus aureus (VISA)		10 minutes
Vancomycin resistant Enterococcus faecalis (VRE)	51575	10 minutes
Xanthomonas maltophilia (clinical isolate)		10 minutes
Virucidal Activity:		
Avian Influenza A Virus		10 minutes
Bovine Rhinotracheitis Virus	VR-188	10 minutes
Bovine Viral Diarrhea Virus (BVDV)		10 minutes
Canine Distemper Virus	VR-128	10 minutes
Feline Leukemia Virus	VR-717	10 minutes
Feline Picornavirus	VR-649	10 minutes
Hepatitis B virus (HBV)		10 minutes
Hepatitis C virus (HCV)		10 minutes
Herpes Simplex Type 1	VR-260	10 minutes
Herpes Simplex Type 2	VR-734	10 minutes
HIV-1		10 minutes
HIV-2		10 minutes
Human Coronavirus	VR-740	10 minutes
Influenza A ₂ /Hong Kong Virus	VR-544	10 minutes
Paramyxovirus	VR-1438	10 minutes
Porcine Respiratory & Reproductive Syndrome Virus (PRRSV)		10 minutes
Pseudorabies Virus	VR-135	10 minutes
Rabies Virus		10 minutes
Rotavirus	VR-899	10 minutes
SARS associated Coronavirus		10 minutes
SARS -Related Coronavirus 2 [SARS-CoV-2] [USA-WA1/2020] [BEI NR-52281]		1 minutes
Vaccinia Virus	VR-119	10 minutes
Fungicidal Activity:		
Candida albicans	10231	10 minutes
Trichophyton interdigitale, formerly known as Trichophyton mentagrophytes (Athletes Foot Fungus) (a cause of ringworm) (a cause of ringworm of the foot)	9533	10 minutes
Mildewstat Activity:		
Aspergillus niger	6275	10 minutes

SURFACES & USE SITES

Product label may list the hard, nonporous surfaces or use sites.

[Note to Reviewer: Multiple locations/hard, non-porous surfaces can be chosen and used in any order from SURFACES & USE SITES Table. In the case where one or more location/hard, non-porous surfaces is chosen, an "and" "&" "or" may be used to link locations/surfaces.]

Hard, non-porous surfaces:

Product label may include a graphic depiction of hard, nonporous surfaces listed in the chart below.

Non-food Contact Glass	¹ Metal	¹ Stainless Steel	Glazed Porcelain
Glazed Ceramic	Sealed Fiberglass	Sealed Granite	Sealed Marble
Plastic	Chrome	Vinyl	Tables
Chairs	Desks	Bed Frames	Walls
Cabinets	Doorknobs	Garbage Cans	Picnic Tables (non-wooden)

Bracketed information is denoted as: {insert as noted }, (optional text), [required qualifier].

The term "this product" used throughout this document may be replaced with the marketed product brand name.

The term "x" is a place holder for numerical digits.

Punctuation and plural/singular word forms may be adjusted to allow for grammatical correctness.

Appropriate metric or imperial unit may be added as optional, supplemental information.

Outdoor Furniture (except cushions and wood frames)	Telephones	Non-food Contact Counter Tops	Sinks
Refrigerator Exteriors	Coolers	Freezer Exteriors	Stovetops (Room temperature)
Appliances	Non-food Contact Equipment	Shelves	Racks
Carts	Shower Stalls	Shower Doors and Curtains	Tubs and Glazed Tiles
Toilets	Urinals	Porcelain Tile	Restroom Fixtures
Kennels	Cages	Windows	Mirrors
Large Inflatable Non-Porous Plastic (Rubber) (Advertising) Structures: animals, promotional items	Moonwalks	Slides	Obstacle Course Play equipment
Exercise Equipment	Finished Floors (Sealed and Unsealed Floors)	Wrestling Mats	

Use Sites:

¹ Hospitals	¹ Nursing Homes	¹ Medical Offices	¹ Dental Offices
Clinics	¹ Operating Rooms	¹ Isolation Wards	¹ Medical Research Facilities
² Restaurants	² Bars	² Cafeterias	² Institutional kitchens
² Fast Food Operations	² Food Storage Areas	² Supermarkets	Convenience Stores
Retail Establishments	Wholesale Establishments	Dressing Rooms	Laundries
Crime Scenes	Funeral Homes	Institutional Facilities	Laboratories
Factories	Business and Office Buildings	Restrooms	Hotels and Motels
Transportation Terminals	² Institutional Kitchens	Bathrooms	Institutions
² Schools and Colleges	² Churches	Classrooms	Athletic Facilities
Sports Stadiums	Convention Centers	Locker Rooms	Camp Grounds
Playgrounds	Recreational Facilities	² Food Processing Plants	Dairy Farms
Hog Farms	Poultry and Turkey Farms	Egg Processing Plants	Veterinary Clinics
Animal Life Science Laboratories	Kennels	Breeding and Grooming Establishments	Pet Animal Quarters
Zoos	Pet Shops	Other Animal Care Facilities	Automotive Garages
Boats	Ships	Campers	Trailers
Mobile Homes	Cars	Buses	Trains
Taxis	Airplanes	Health Clubs	Spas
Tanning Spas	Massage/Facial Salons	Hair/Nail Salons	Barber/Beauty Shops
Tattoo Parlors			

PACKAGING CLAIMS

- Bonus (pack)(size)
- (Extra) value (pack)(size)
- (Dual)(X) pack
- Twin pack
- Packaging made with (xx%) recycled material

MARKETING CLAIMS

(Note to Reviewer: the below marketing claims may be used anywhere on the label including PACKET LABEL/PACKAGING, CARTRIDGE LABEL/PACKAGING, AND SECONDARY / SERVICE CONTAINER LABEL/PACKAGING)

Bracketed information is denoted as: {insert as noted }, (optional text), [required qualifier].
The term "this product" used throughout this document may be replaced with the marketed product brand name.
The term "x" is a place holder for numerical digits.
Punctuation and plural/singular word forms may be adjusted to allow for grammatical correctness.
Appropriate metric or imperial unit may be added as optional, supplemental information.

General

- CLEANER
- DISINFECTANT
- Disinfects
- DETERGENT
- *VIRUCIDE
- BACTERICIDAL
- FUNGICIDE (against pathogenic fungi)
- MILDEWSTAT (on hard, non-porous, inanimate surfaces)
- DEODORIZER
- KILLS GERMS
- Kills 99.9%[^] of Viruses * & Bacteria
- Kills 99.9%[^] of Viruses & Bacteria (**)
- Kills 99.9%[^] of Bacteria
- (LEMON)(MINT)(PINE)(FRESH)(WATERFALL)(TROPICAL)(GARDEN)(FLORAL)(CITRUS)(BURST)(BREEZE)(SCENT)(SCENTED)
- (This product) is for use in institutional kitchens and bathrooms
- (This product) is an economical concentrate that can be used with a mop and bucket, trigger sprayers or sponge.
- (This product) for use in: {insert use site from Surfaces & USE SITES table }
- This product is designed to provide effective cleaning, deodorizing, and disinfection[^] for {insert use site or surface from Surfaces & USE SITES table}
- For Home, Hospital, Institutional and Industrial Use
- For Farm, School, Restaurant, Food Handling and Processing Areas, Equine, Poultry/Turkey Farm, Bar, Tavern and Institutional Kitchen Use
- (This product) is for non-scratch cleaning of showers and tubs, shower doors and curtains, fixtures and toilet bowls.
- (This product) is an economical concentrate that can be used with a mop and bucket, trigger sprayers or sponge.
- (This product) is for use in institutional kitchens and bathrooms.
- Cleans dirt & grease
- Removes Soap Scum
- (This Product) is a trigger + refill system that delivers disinfection while helping to reduce plastic pollution^β.
- Keep from freezing
- Free from bleach, phosphates(and) (&) ammonia
- Contains no phosphates (phosphorous)
(Note to reviewer: "Smart" claim is only applied to closed spray bottle dilution system, see DILUTION SYSTEM SPECIFIC DIRECTIONS FOR USE instruction from this master label)
- (Smart) Multi Purpose Cleaner
- Smart refill
- (Service)(Container)(Bottle) Reused (25)(x)
- (Service)(Container)(Bottle) is designed to be Reused (25)(X)
- (Reusable) bottle is designed to be (reused) (XX) (25)x
- Reusable bottle
- (X) x refill bottle
- (X) x cleaning concentrate
- Fill line
- Please remember to recycle
- Recycling Instructions
- Refill Reuse
- For use on hard, Non-porous Surfaces

Bracketed information is denoted as: {insert as noted }, (optional text), [required qualifier].

The term "this product" used throughout this document may be replaced with the marketed product brand name.

The term "x" is a place holder for numerical digits.

Punctuation and plural/singular word forms may be adjusted to allow for grammatical correctness.

Appropriate metric or imperial unit may be added as optional, supplemental information.

- Not for retail sale
 - (β) (spray) (bottle) (sold) (trigger) (image) (shown here) (in (picture)(image)) (depicted) (empty) (as full)
 - Actual bottle is sold as (empty) (without water)
 - (Bottle) (trigger) is sold (Empty) (bottle) (trigger)
 - No (unnecessary) (extra) water shipped
 - (Just) (fill) add water (and) (go) (clean)(ing) (at home)
 - Cleaning (and) (disinfection^ you (want) (expect) in a(n) (innovative) (plastic reducing) (system)
 - (Makes x ounces) (Make(s)) XX ounce(s) (more)) (Make(s) XX ounce(s))
 - (Makes) x ounce(s) of (cleaning) (power)(action)
 - (Makes) x ounce(s) of (disinfecting) (action)
 - Makes x ounce(s) (Makes) (Up to) X (amount) (of) (fl. oz.) (when) (activated) (diluted) (in dilution)
 - (A(n)) (easy) (simple) (effective) (to use) cleaning system
 - (Insert product name) (this product) is a(n) (trigger + (refill)(cartridge)) (innovative) (smart)(er) (cleaning) (and) (disinfection) (system) (solution) that (provides) (delivers) (disinfection) (while) (helping) (to) reduce (plastic) (pollution) (waste)(.)(β)
- (Note to reviewer: "Smart" claim is only applied to closed spray bottle dilution system, see DILUTION SYSTEM SPECIFIC DIRECTIONS FOR USE instruction from this master label)*
- (4-in-1^ (3-in-1^ (Antibacterial) (Bathroom) (Clean) (Cleaning Power) (Deep) (Deep Cleaner) (Deep Cleaning) (Strength) (Cleaning Ingredients) (Floor) (Floor & Multi-Surface) (Glass & Surface) (Grease releaser) (with Grease release action) (Kitchen) (Multi-Action) (Multi-Purpose) (Multi-Surface) (Restroom) (Triple Action) (Versatile) (Cleaner)
 - (Disinfectant) (Concentrated) (X times concentrated)
 - (Ultra) (Plus) (Extra) (Xtra) (Power) (Max) (Clean) (X times concentrated)
 - Cleans (tough) (grease) (greasy) (dirt) (handprints) (fingerprints) (and) (grime) ((food) (grass) (wine) (juice) stains) (pencil) (pen) (ink) (crayon) (marks) (soil(s)) (smear(s)) (smudge(s)) (stains)
 - (x) (x) (easy) (simple) steps (to) (a) (clean)(er) (smart)(er) (to use)
 - (x) (refill) (fill) (empty) bottle to the (water) (fill) (line) (indicated) (shown) (to) (xx) (ounces) (on the side of the bottle) (on the side of the trigger)
 - (x) (load) (reload) insert the (refill) (pod) (cartridge) (item) into the (neck) (of) (the) (bottle)
 - (x) (insert) (the) (sprayer) through the (refill) (pod) (cartridge) (and) tighten to release concentrate (and) (go back to cleaning) (gently) (give it a) (shake)
 - (x) (reduce) (reuse) (:.) bottle can be used up to (XX) times reducing the amount of plastic (waste) (pollution) (to throw away)
 - (recycle) when finished (with) (bottle) (trigger) (refill) (pod) (cartridge) please recycle (properly) (in accordance with your local regulation)
 - (Disinfects) (disinfection) (kills 99.9%^ of viruses & bacteria**)
 - (reduce) (saves) (xx%) plastic save(d)(ing) vs (product name) (regular) cleaner(s)
 - (bottle) (reusable) (bottle) is designed (created) to be (re) (used) (xx) (x) (times)
 - (Packaging) (carton) (box) is made of (xx%) recycled (paper)(material)
 - Please recycle after use (if applicable)
 - (x) (x) (empty) (refillable) bottle
 - (x) (x) (refill)(s) (cartridge)(s) (pod)(s)
 - (This Product) (Product Name) (Kills) (is) (Effective against) (Eliminates 99.9%^) (of) (has demonstrated effectiveness against) the virus that causes COVID-19*** on hard non-porous surfaces (in) (1 minute) (!)
 - (This Product) (Product Name) (Kills) (is) (Effective against) (Eliminates 99.9%^) (of) (has demonstrated effectiveness against) the virus that causes COVID-19 *** on hard non-porous surfaces (in) (1 minute) (!)
 - (This Product) (Product Name) (Kills) (is) (Effective against) (Eliminates 99.9%^) (of) (has demonstrated effectiveness against) SARS-CoV-2 on hard non-porous surfaces (the virus*** that causes COVID-19) (in) (1 minute) (!)
 - (This Product) (Product Name) (Kills) (is) (Effective against) (Eliminates 99.9%^) (of) (has demonstrated effectiveness against) SARS-CoV-2, which causes COVID-19*** on hard non-porous surfaces (in) (1 minute) (!)

- (This Product) (Product Name) (Kills) (is) (Effective against) (Eliminates 99.9%[^]) (of) (has demonstrated effectiveness against) SARS-Related Coronavirus 2 (SARS-CoV-2) (USA-WA1/2020) (causative agent of COVID-19) (the virus that causes COVID-19) on hard non-porous surfaces (in) (1 minute) (!)
- (This Product) (Product Name) (Kills) (is) (Effective against) (Eliminates 99.9%[^]) (of) (has demonstrated effectiveness against) SARS-CoV-2 virus (agent of the respiratory illnesses COVID-19) (responsible for COVID-19) on hard non-porous surfaces (in) (1 minute) (!)
- (This Product) (Product Name) Disinfects hard non-porous surfaces by killing (99.9%[^]) (of) the virus that causes COVID-19^{***} (in) (just) (One Step^{^,2})
- (This Product) (Product Name) Disinfects hard non-porous surfaces by killing (99.9%[^]) (of) the virus that causes COVID-19 ^{***} (in) (just) (One Step^{^,2})
- (This Product) (Product Name) Disinfects hard non-porous surfaces by killing (99.9%[^]) (of) SARS-CoV-2 (the virus^{***} that causes COVID-19) (in) (just) (One Step^{^,2})
- (This Product) (Product Name) Disinfects hard non-porous surfaces by killing (99.9%[^]) (of) SARS-CoV-2, which causes COVID-19^{***} (in) (just) (One Step^{^,2})
- (This Product) (Product Name) Disinfects hard non-porous surfaces by killing (99.9%[^]) (of) SARS-Related Coronavirus 2 (SARS-CoV-2) (USA-WA1/2020) (causative agent of COVID-19) (the virus that causes COVID-19) (in) (just) (One Step^{^,2})
- (This Product) (Product Name) Disinfects hard non-porous surfaces by killing (99.9%[^]) (of) SARS-CoV-2 virus (agent of the respiratory illnesses COVID-19) (responsible for COVID-19) (in) (just) (One Step^{^,2})
- (This Product) (Product Name) (Kills) (is) (Effective against) (Eliminates 99.9%[^]) (of) (has demonstrated effectiveness against) the virus that causes COVID-19^{***} on hard non-porous surfaces
- (This Product) (Product Name) (Kills) (is) (Effective against) (Eliminates 99.9%[^]) (of) (has demonstrated effectiveness against) the virus that causes COVID-19^{***} on hard non-porous surfaces
- (This Product) (Product Name) (Kills) (is) (Effective against) (Eliminates 99.9%[^]) (of) (has demonstrated effectiveness against) SARS-CoV-2 (the virus^{***} that causes COVID-19) on hard non-porous surfaces
- (This Product) (Product Name) (Kills) (is) (Effective against) (Eliminates 99.9%[^]) (of) (has demonstrated effectiveness against) SARS-CoV-2, which causes COVID-19^{***} on hard non-porous surfaces
- (This Product) (Product Name) (Kills) (is) (Effective against) (Eliminates 99.9%[^]) (of) (has demonstrated effectiveness against) SARS-Related Coronavirus 2 (SARS-CoV-2) (USA-WA1/2020) (causative agent of COVID-19) (the virus that causes COVID-19^{***}) on hard non-porous surfaces
- This Product (Product Name) (Kills) (is) (Effective against) (Eliminates 99.9%[^]) (of) (has demonstrated effectiveness against) SARS-CoV-2 virus (agent of the respiratory illnesses COVID-19) responsible for (responsible for COVID-19) COVID-19 on hard non-porous surfaces
- (This Product) (Product Name) Kills (99.9%[^] of) SARS-CoV-2, which causes COVID-19^{***} on hard non-porous surfaces (in) (1 minute) (!)
- This Product (Product Name) Kills (99.9%[^] of) SARS-CoV-2, which causes COVID-19^{***} on hard non-porous surfaces (in) (just) (One Step^{^,2})
- (This Product) (Product Name) Kills (is) (Effective against) the virus that causes COVID-19^{***} on hard non-porous surfaces (in) (1 minute) (!)
- (This Product) (Product Name) Kills (is) (Effective against) the virus that causes COVID-19^{***} on hard non-porous surfaces (in) (just) (One Step^{^,2})
- (This Product) (Product Name) Kills SARS-CoV-2 (COVID 19 virus) (virus) on hard non-porous surfaces (in) (1 minute) (!)
- (This Product) (Product Name) Kills SARS-CoV-2 (COVID 19 virus) (virus) on hard non-porous surfaces (in) (just) (One Step^{^,2})
- (This Product) (Product Name) Kills SARS-CoV-2 (COVID 19 virus) (virus) on hard non-porous surfaces
- (This Product) (Product Name) (is) Effective against SARS-CoV-2 (COVID 19 virus) on hard non-porous surfaces (in) (1 minute) (!)
- (This Product) (Product Name) (is) Effective against SARS-CoV-2 (COVID 19 virus) (in) (just) (One Step^{^,2})
- (This Product) (Product Name) (is) Effective against SARS-CoV-2 (COVID 19 virus) on hard non-porous surfaces
- (This product) (Product Name) is a broad-spectrum, hard non-porous surface disinfectant that has been shown to be effective against SARS-CoV-2 (COVID-19 virus tested and listed on the label)

DISINFECTION CLAIMS

- Kills {insert pathogen from MICROORGANISMS table}
- Disinfects against {insert pathogen from MICROORGANISMS table}
- Effective in the presence of 5% serum contamination
- Formulated for Effective Farm Premise Disinfection
- Formulated for Effective poultry Premise Disinfection
- Formulated for Effective Swine Premise Disinfection
- Formulated for Effective Veterinary Practice/Animal Care/Animal Laboratory Disinfection
- (BTC® 885 NDC-128) (This product) is a (phosphate-free), formulation designed to provide effective cleaning, deodorizing, and disinfection[^] for hospitals, nursing homes, households, homes, private residences, schools, food processing plants, food service establishments, transportation terminals, office buildings, manufacturing facilities, lodging establishments, retail business, athletic/recreation facilities, sports stadiums, amphitheaters and convention centers where housekeeping is of prime importance in reducing cross-contamination between treated surfaces.
- (This product), when used as directed, is formulated to disinfect the following hard non-porous inanimate environmental surfaces: floors, walls, metal surfaces, stainless steel surfaces, glazed porcelain, glazed ceramic tile, plastic surfaces, vanity tops, shower stalls, bathtubs, and cabinets. {insert surfaces from Surfaces & USE SITES table}
- This product is designed to be used on everyday messes to kill germs on: Cabinet, Appliances, Toilets, Restroom Fixtures, Tables, Sealed Granite, Sealed Marble, Plastic, Telephones, Sinks, Doorknobs, Desks & More.
- This product is designed to provide effective cleaning, deodorizing, and disinfection[^] for cabinets, Appliances, Toilets, Restroom Fixtures, Tables, Sealed Granite, Sealed Marble, Plastic, Telephones, Sinks, Doorknobs, Desks & More.
- For general cleaning apply (product name) (this product) to soiled area. To disinfect, allow to remain visibly wet for 10 minutes then remove excess liquid. Follow the directions for use on the pesticide label when applying this product.
- Cost Effective and Time Efficient when used with (the) (refillable spray bottle)(mechanical spray device) (cordless)(backpack) (sprayer) (low pressure sprayer)(trigger sprayer)(handheld mechanical sprayer) (applicator/sprayer name).
- This product is (designed)(formulated) for use with (refillable spray bottle)(mechanical spray device) (cordless)(backpack)(handheld)(sprayer)(low pressure sprayer)(trigger sprayer)(handheld mechanical sprayer)(applicator/sprayer name).
- Refer to the *insert applicator/sprayer name* -and/or- safety data sheet (SDS) for (more information)(any additional PPE).
- For larger areas such as operating rooms and patient care facilities, (this product) is designed to provide both general cleaning and disinfecting[^].
- (This product) is a one step^{^2} disinfectant that is effective against a broad spectrum of bacteria, is virucidal* (including HIV-1, HIV-2, HBV and HCV) and inhibits the growth of mold and mildew and their odors when used as directed.
- (This product) cleans, shines, deodorizes and disinfects[^] all hard non-porous surfaces listed on the label. It inhibits the growth of mold and mildew, leaving bathrooms and kitchens clean and fresh smelling.
- Use (this product or product name) to clean and disinfect[^] non-porous personal protective safety equipment, protective headgear, hard hats, half mask respirators, full face breathing apparatus, gas masks, goggles, spectacles, face shields, hearing protectors and ear muffs. Rinse all equipment that comes in prolonged contact with skin before reuse with clean warm water (about 120°F), and allow to air dry. (Caution: Cleaning at the 120°F temperature will avoid overheating and distortion of the personal safety equipment that would necessitate replacement.)

Bracketed information is denoted as: {insert as noted }, (optional text), [required qualifier].

The term "this product" used throughout this document may be replaced with the marketed product brand name.

The term "x" is a place holder for numerical digits.

Punctuation and plural/singular word forms may be adjusted to allow for grammatical correctness.

Appropriate metric or imperial unit may be added as optional, supplemental information.

- Use (this product or product name) to disinfect non-porous salon/barber tools and instruments: combs, brushes, razors, clippers, scissors, trimmer blades, and manicure/pedicure instruments.
- (This product) is a multi surface cleaner, deodorizer and disinfectant¹. Use on windows, mirrors, and other non-food contact glass surfaces.
- (This product) is a no rinse disinfectant cleaner that disinfects, cleans and deodorizes in one labor saving step^{1,2}.
- When used as directed, (this product) will disinfect hard, non-porous surfaces such as flower buckets, floors and walls of coolers, design and packing benches and counter tops.
- Use (this product) to clean, disinfect and deodorize¹ flower buckets, walls and floors of coolers, shippers, greenhouse packing areas, garbage pails and other areas where obnoxious odors may develop.
- (This product) is for Poultry Premise Disinfection (Hatcheries):

Egg Receiving Area	Tray Dumping Area	Chick Processing Area
Egg Holding Area	Chick Holding Area	Chick Loading Area
Setter Room	Hatchery Room	Poultry Buildings
- (This product) is for Swine Premise Disinfection:

Farrowing Barns and Areas	Dressing Plants	Blocks
Waterers	Loading Equipment	Creep Area
Hauling Equipment	Nursery	Chutes

EFFICACY TESTS HAVE DEMONSTRATED THAT (THIS PRODUCT OR PRODUCT NAME) IS AN EFFECTIVE BACTERICIDE AND *VIRUCIDE AGAINST THE LISTED ORGANISMS IN WATER UP TO 400 PPM HARDNESS (AS CaCO₃) IN THE PRESENCE OF ORGANIC SOIL (5% BLOOD SERUM). (THIS PRODUCT OR PRODUCT NAME) IS AN EFFECTIVE FUNGICIDE AGAINST THE LISTED FUNGI IN WATER UP TO 200 PPM HARDNESS (AS CaCO₃) IN THE PRESENCE OF ORGANIC SOIL (5% BLOOD SERUM).

or

(THIS PRODUCT OR PRODUCT NAME) IS A HOSPITAL USE BACTERICIDE AND *VIRUCIDE AT 1 OUNCE PER GALLON (8 MILLILITERS PER LITER) (OR EQUIVALENT USE DILUTION), MODIFIED IN THE PRESENCE OF 400 PPM HARD WATER AS CaCO₃.

(THIS PRODUCT OR PRODUCT NAME) IS A FUNGICIDE AT 1 OUNCE PER GALLON (8 MILLILITERS PER LITER) (OR EQUIVALENT USE DILUTION), MODIFIED IN THE PRESENCE OF 200 PPM HARD WATER AS CaCO₃.

DEODORIZING & CLEANING CLAIMS

- (This product) deodorizes those areas which generally are hard to keep fresh smelling, such as garbage storage areas, empty garbage bins and cans, toilet bowls, and other areas which are prone to odors caused by microorganisms.
- (This product or product name) is formulated to (a) (pH) (will) not dull high-gloss floor finishes with repeated use.
- When used as directed, (this product) will deodorize surfaces in toilet areas, behind and under sinks and counters, garbage cans and garbage storage areas, and other places where bacterial growth can cause malodors.
- (This product) is formulated to a pH, yet provides effective cleaning strength that will not dull high gloss floor finishes with repeated use.
- (This product or product name) is formulated to a pH (designed) to not dull (high-gloss) floor finishes (with repeated use)
- (This product) is for non-scratch cleaning of showers and tubs, shower doors and curtains, fixtures and toilet bowls.

Bracketed information is denoted as: {insert as noted }, (optional text), [required qualifier].

The term "this product" used throughout this document may be replaced with the marketed product brand name.

The term "x" is a place holder for numerical digits.

Punctuation and plural/singular word forms may be adjusted to allow for grammatical correctness.

Appropriate metric or imperial unit may be added as optional, supplemental information.

- (This product) is an effective antimicrobial cleaner designed for use by wholesale and retail florists, shippers and greenhouses.
- (This product) may be relied on to deodorize coolers, buckets, garbage pails and other areas where obnoxious odors may develop.
- {Note to Reviewer: Not for Use in California} (This product) may be used as a general purpose antimicrobial detergent in florist shops, wholesale florist, shippers, greenhouse packing areas and other commercial floriculture places for efficient cleaning and antimicrobial action against certain bacteria which cause:
 1. Plugging of stems with slime, which reduces uptake of water for various flowers including roses, chrysanthemums, gladioli and tulips.
 2. Production of ethylene gas, which may injure blooms of various sensitive flowers including Carnations, snapdragons, some orchids, babies breath, sweet peas, freesia and alstroemeria.

CLAIM QUALIFIERS

***SARS-Related Coronavirus 2

^when used according to disinfection directions

(**) (this qualifier is required before DISINFECTION use directions to link to kill claim)

¹(For labels that list medical premises and metal and/or stainless steel surfaces, one of the following statements must be used)

(This product) is not to be used as a terminal sterilant/high-level disinfectant on any surface or instrument that (1) is introduced directly into the human body either into or in contact with the bloodstream or normally sterile areas of the body, or (2) contacts intact mucous membranes but which does not ordinarily penetrate the blood barrier or otherwise enter normally sterile areas of the body.

Or (This product) is not for use on critical and semi-critical medical device surfaces.

²Non-food contact use site(s)

DIRECTIONS FOR USE

Note: product packaged in packet form must include Packet Directions for Use in addition to disinfection, virucidal, fungicide, cleaning, and/or site/application-specific directions for use.

(Note to Reviewer: Directions for Use instruction may be used anywhere on the label including PACKET LABEL/PACKAGING, CARTRIDGE LABEL /PACKAGING AND SECONDARY / SERVICE CONTAINER LABEL/PACKAGING)

DIRECTIONS FOR USE

It is a violation of Federal Law to use this product in a manner inconsistent with its labeling.

{Note to reviewer this statement must be used on labels that list food contact surfaces: Surfaces which may contact food must be rinsed thoroughly with potable water after use.}

GENERAL CLEANING – Apply (this product or product name) to soiled area with a mop, cloth, sponge, hand pump trigger sprayer or low pressure coarse sprayer. (This product or product name) can be diluted at (1 ounce per gallon) (or) (0.195 oz. of (this product) per 25oz water) (equivalent use dilution) (applied at full strength). Thoroughly wet soiled surface and scrub as necessary. [(This product may be used to clean porous or non-porous surfaces.) (This product may be used in or on {insert surface or use site from Surface & Use Site Table}.)]

DEODORIZATION - To deodorize, apply (this product or product name) as indicated under the heading DISINFECTION.

DISINFECTION - To disinfect inanimate, hard non-porous surfaces add (1 ounce of (this product) per gallon of water) (0.25 oz. of (this product) per quart of water)(0.195 oz. of (this product) per 25oz water) (or equivalent use dilution).

Bracketed information is denoted as: {insert as noted }, (optional text), [required qualifier].

The term "this product" used throughout this document may be replaced with the marketed product brand name.

The term "x" is a place holder for numerical digits.

Punctuation and plural/singular word forms may be adjusted to allow for grammatical correctness.

Appropriate metric or imperial unit may be added as optional, supplemental information.

Apply solution with a mop, cloth, sponge, hand pump trigger sprayer or low pressure coarse sprayer so as to wet all surfaces thoroughly. Allow to remain visibly wet for 10 minutes (or 1 minute for SARS-Related Coronavirus 2 (SARS-CoV-2), then remove excess liquid. For sprayer applications, spray 6-8 inches from surface. Do not breathe spray mist. For visibly soiled areas, a pre-cleaning step is required. Surfaces which may contact food must be rinsed thoroughly with potable water after use.

BACTERICIDAL STABILITY OF USE-SOLUTION: Tests confirm that (this product) when diluted at (1 ounce/gallon) (0.195 oz. per 25oz water) (or equivalent use dilution) in hard water up to 400 ppm (as CaCO₃) (via use of automatic dispensing system) remains effective against *Pseudomonas aeruginosa*, *Staphylococcus aureus* and *Salmonella enterica* subsp. *enterica* serovar *choleraesuis* for up to (1 month) (4 weeks) (30 days) when stored in a sealed container such as a spray bottle at room temperature. If (the product or product name) becomes visibly dirty or contaminated, the use-solution must be discarded and fresh use-solution prepared. Always use clean, properly labeled containers when diluting (this product or product name). Bactericidal stability of the use-solution does not apply to open containers such as buckets or pails.

(or)

Prepare a fresh use-solution daily or more often if the use-solution becomes visibly (dirty), (contaminated) or diluted.

(or)

Prepare a fresh solution for each use.

***VIRUCIDAL ACTIVITY** – (This product) when used on environmental, inanimate, hard, non-porous surfaces exhibits effective virucidal activity against {insert viruses from Microorganisms Table} Add (1 ounce of the product per gallon of water) (or) (0.195 oz. of (this product) per 25oz water) (or equivalent use dilution). For visibly soiled areas, a pre-cleaning step is required. Apply solution with a cloth, mop, sponge, hand pump trigger sprayer or low pressure coarse sprayer so as to wet all surfaces thoroughly. Allow the surface to remain visibly wet for 10 minutes, then remove excess liquid.

(Required if making an HIV-1, HBV, and/or HCV claim on product label)

KILLS HIV-1, HIV-2, HBV, and HCV ON PRE-CLEANED ENVIRONMENTAL SURFACES/OBJECTS PREVIOUSLY SOILED WITH BLOOD/BODY FLUIDS in health care settings (Hospitals, Nursing Homes) or other settings in which there is an expected likelihood of soiling of inanimate surfaces/objects with blood or body fluids, and in which the surfaces/objects likely to be soiled with blood or body fluids can be associated with the potential for transmission of Human Immunodeficiency Virus Type 1 and Type 2 (HIV-1 and HIV-2) (associated with AIDS), Hepatitis B virus (HBV), and Hepatitis C virus (HCV).

SPECIAL INSTRUCTIONS FOR CLEANING AND DECONTAMINATION AGAINST HIV-1, HIV-2, HBV, and HCV OF SURFACES/OBJECTS SOILED WITH BLOOD/BODY FLUIDS.

PERSONAL PROTECTION: When handling items soiled with blood or body fluids, use disposable latex gloves, gowns, masks, and eye coverings.

CLEANING PROCEDURES: Blood and other body fluids must be thoroughly cleaned from surfaces and objects before application of (this product or product name).

CONTACT TIME: Allow surface to remain visibly wet for 10 minutes.

DISPOSAL OF INFECTIOUS MATERIALS: Blood and other body fluids should be autoclaved and disposed of according to local regulations for infectious waste disposal.

BACTERICIDAL ACTIVITY - At the (1 ounce per gallon dilution) (or)(0.195 oz. per 25oz water) (or equivalent use dilution), (this product) demonstrates effective disinfectant activity against the organisms: *Pseudomonas aeruginosa*, *Salmonella enterica* subsp. *Enterica* serotype *choleraesuis*, *Staphylococcus aureus* {insert additional bacteria from Microorganisms table}

FUNGICIDAL ACTIVITY - At the (1 ounce per gallon dilution) (or)(0.195 oz. per 25oz water) (or equivalent use dilution), (this product) is fungicidal against the pathogenic fungi, *Trichophyton mentagrophytes* (Athlete's Foot Fungus) (a cause of ringworm) (a cause of ringworm of the foot) and *Candida albicans*. Apply solution with a cloth, sponge or hand pump trigger sprayer to hard, non-porous surfaces found in bathrooms, shower stalls, locker rooms, exercise facilities or other clean, hard non-porous surfaces commonly contacted by bare feet. Allow the surface to remain visibly wet for 10 minutes, then remove excess liquid. Diluted product should be applied daily or more frequently with heavy facility use.

Bracketed information is denoted as: {insert as noted }, (optional text), [required qualifier].

The term "this product" used throughout this document may be replaced with the marketed product brand name.

The term "x" is a place holder for numerical digits.

Punctuation and plural/singular word forms may be adjusted to allow for grammatical correctness.

Appropriate metric or imperial unit may be added as optional, supplemental information.

MILDEWSTAT - To control mold and mildew (*Aspergillus niger*) and the odors they cause on pre-cleaned, hard, non-porous inanimate surfaces add (1 ounce of (this product or product name) per gallon of water) (or)(0.195 oz. of (this product) per 25oz water) (or equivalent use dilution). Apply solution with a cloth, mop, sponge or hand pump trigger sprayer making sure to wet all surfaces completely. Let air dry. Prepare a fresh solution for each use. Repeat application at weekly intervals or when mildew growth appears.

SITE AND APPLICATION SPECIFIC DIRECTIONS FOR USE

To disinfect toilet bowls - Remove visible filth or soils from surfaces with bowl brush. Add 1 ounce of (this product or product name) to the bowl water (or equivalent use dilution). Brush or swab the bowl completely using a scrub brush or toilet mop making sure to get under the rim. Let stand for 10 minutes and flush.

Non-Acid Toilet Bowl Disinfection/Cleaner Directions: Remove visible filth prior to disinfection.

From concentrate: Add 1 ounce per gallon (8 milliliters per liter) (0.195 oz. per 25oz water) (or equivalent use dilution) to the toilet bowl and mix. Brush thoroughly over exposed surfaces and under the rim, allow to stand for 10 minutes and flush.

From use-solution: Empty toilet bowl or urinal and apply (1 ounce per gallon) (8 milliliters per liter) (0.195 oz. per 25oz water) (or equivalent use dilution) use-solution to exposed surfaces including under the rim with a cloth, mop, sponge, hand pump trigger sprayer or low pressure coarse sprayer. Brush or swab thoroughly. Allow to stand for 10 minutes and flush.

For heavy duty use: Empty toilet bowl or urinal and apply 4 ounces per gallon (32 milliliters per liter) use-solution to exposed surfaces, including under the rim with a cloth, mop, sponge, hand pump trigger sprayer or low pressure coarse sprayer. Brush or swab thoroughly. Allow to stand for 10 minutes and flush.

To disinfect food processing premises: Before using (this product), food products and packaging materials must be removed from the area or carefully protected. For floors, walls, and storage areas, add 1 ounce of (this product) per gallon of water (or)(0.195 oz. of (this product) per 25oz water) (or equivalent use dilution). For visibly soiled areas, a pre-cleaning step is required. Apply solution with a mop, cloth, sponge, hand pump trigger sprayer or low pressure coarse sprayer so as to wet all surfaces thoroughly. Allow to remain visibly wet for 10 minutes, then remove excess liquid. After use, all surfaces in the area must be thoroughly rinsed with potable water.

To disinfect restaurant food contact surfaces: countertops, appliances, and tables, add 1 ounce of (this product) per gallon of water (or)(0.195 oz. of (this product) per 25oz water) (or equivalent use dilution). For visibly soiled areas, a pre-cleaning step is required. Apply solution with a cloth, sponge or hand pump trigger sprayer so as to wet all surfaces thoroughly. Allow the surface to remain visibly wet for 10 minutes, then remove excess liquid and rinse the surface with potable water. (This product or product name) cannot be used to clean the following food contact surfaces: utensils, glassware and dishes.

POULTRY (AND SWINE) PREMISE DISINFECTION

Site Preparation: The first step in any on-going disinfection program must be the removal of visible contamination and debris. This is accomplished by using a shovel, broom, or vacuum depending on the area to be disinfected. The efficacy of even the most efficient germicidal cleaner is reduced in the presence of visible organic matter. Once the visible debris is eliminated, thoroughly clean all surfaces with soap or detergent and rinse with water.

Cleaning And Disinfection: For all general cleaning and disinfection use 1 ounce of (this product) per gallon of water (or equivalent use dilution). Apply (this product) using a cloth, mop, or low pressure coarse sprayer so as to thoroughly wet surface to be disinfected. Allow to remain visibly wet for 10 minutes and then let air dry. For visibly soiled areas, a pre-cleaning step is required. Prepare a fresh solution after each use.

APPLICATIONS AND USE DILUTION

Poultry (and Hatcheries) (And Swine) Premise(s): Remove all animals and feeds from premises, trucks, cars, coops and crates. Remove all litter, droppings and manure from floors, walls and surfaces of facilities occupied or traversed by animals. Empty all troughs, racks and other feeding and watering appliances. Thoroughly clean all surfaces with soap or detergent and rinse with water. Use 1 ounce of (this product) per gallon of water (or equivalent use dilution). Saturate surfaces with the disinfecting solution for a period of 10 minutes. Ventilate buildings, coops and other closed

Bracketed information is denoted as: {insert as noted }, (optional text), [required qualifier].

The term "this product" used throughout this document may be replaced with the marketed product brand name.

The term "x" is a place holder for numerical digits.

Punctuation and plural/singular word forms may be adjusted to allow for grammatical correctness.

Appropriate metric or imperial unit may be added as optional, supplemental information.

spaces. Do not house animals or employ equipment until treatment has been absorbed, set or dried. Thoroughly scrub treated feed racks, troughs, automatic feeders, fountains and waterers with soap or detergent, and rinse with potable water before reuse. Immerse all halters, ropes, and other types of equipment used in handling and restraining animals, as well as forks, shovels, and scrapers used for removing litter and manure.

Hatcheries: Use 1 ounce of (this product) per gallon of water (or equivalent use dilution) to treat the following hard non-porous surfaces: hatching, setters, trays, racks, carts, sexing tables, delivery trucks and other hard surfaces. Leave all treated surfaces exposed to disinfectant solution wet for 10 minutes or more. Rinse with potable water before reuse. Then allow to air dry. For visibly soiled areas, a pre-cleaning step is required.

Vehicles: Clean all vehicles including mats, crates, cabs, and wheels with high pressure water and (this product). Use 1 ounce per gallon (or equivalent use dilution) to treat all vehicles. Leave all treated surfaces exposed to disinfectant solution wet for 10 minutes or more.

Dressing Plant Use: Disinfect equipment, utensils, walls and floors in poultry and animal dressing plants. Disinfect offal rooms, exterior walls and loading platforms of dressing plants. Cover or remove all food and packaging materials. Remove all visible soils. Saturate all surfaces with the use-solution, 1 ounce of (this product) per gallon of water (or equivalent use dilution). Scrub to loosen all soils. Allow to soak for 10 minutes and thoroughly rinse all wetted and cleaned surfaces with potable water.

Veterinary Practice/Animal Care Animal Laboratory/Zoos/Pet Shop/Kennels Disinfection Directions: For cleaning and disinfecting the following hard non-porous surfaces: equipment not used for animal food or water, utensils, instruments, cages, kennels, stables, catteries, etc. Remove all animals and feed from premises, animal transportation vehicles, crates, etc. Remove all litter, droppings and manure from floors, walls and surfaces occupied or traversed by animals. Thoroughly clean all surfaces with soap or detergent and rinse with water. Saturate surfaces with a use-solution of 1 ounce of (this product or product name) per gallon of water (or equivalent dilution) for a period of 10 minutes. Ventilate buildings and other closed spaces. Do not house animals or employ equipment until treatment has been absorbed, set or dried.

Farm Premise Use: Do not use in milking stalls, milking parlors or milk houses. Remove all animals and feed from premises, vehicles and enclosures. Remove all litter and manure from floors, walls and surfaces of barns, pens, stalls, chutes and other facilities and fixtures occupied or traversed by animals. Empty all troughs, racks and other feeding and watering appliances. Thoroughly clean all surfaces with soap or detergent and rinse with water. Saturate all surfaces with a use-solution of 1 ounce of (this product or product name) per gallon of water (or equivalent dilution) for a period of 10 minutes. Immerse all halters, ropes and other types of equipment used in handling and restraining animals as well as forks, shovels and scrapers used in removing litter and manure. Ventilate buildings, cars, trucks, boats and other closed spaces. Do not house livestock or employ equipment until treatment has been absorbed, set or dried. Thoroughly scrub all treated feed racks, mangers, troughs, automatic feeders, fountains and waterers with soap or detergent and rinse with potable water before reuse.

Commercial Florist Use Directions: To clean, disinfect and deodorize hard non-porous surfaces in one step, prepare use-solution by adding (mixing) 1 ounce per gallon of water (or equivalent use dilution). For heavy-duty use, add (mix) 4 ounces per gallon of water.

Remove all leaves, petals, garbage and refuse. Pre-clean surfaces using pressurized water where possible. Apply use-solution to hard (inanimate) non-porous surfaces thoroughly wetting surfaces as recommended and required, with a cloth, mop, brush, sponge, hand pump trigger sprayer or low pressure coarse sprayer.

For visibly soiled areas, a preliminary cleaning is required.

For sprayer applications, spray 6-8 inches from surface; rub with brush, sponge or cloth. Do not breathe spray mist.

Treated surfaces must remain visibly wet for 10 minutes. Allow to air dry.

Prepare a fresh solution at least daily or sooner if use-solution becomes visibly dirty.

Ultrasonic Bath Disinfectant Directions: Use (this product or product name) to disinfect hard non-porous non-critical objects compatible with Ultrasonic cleaning units. Pour fresh solution at 1 ounce of (this product or product name) per gallon of water (or equivalent use dilution) directly into bath chamber. Pre-clean visibly soiled objects. Place objects into unit and operate for a minimum of 10 minutes, according to the manufacturer's directions. Remove objects and wash with sterile water (sterile water for injection) or allow to air dry. Prepare fresh solution for each use.

Disinfection of Hard Non-Porous Surfaces in Whirlpool Units: After using the whirlpool unit, drain and refill with fresh water to just cover the intake valve. Add 1 ounce of (this product or product name) for each gallon of fresh water added (or equivalent use dilution). Start the pump to circulate the solution. Wash down the unit sides, seat of the chair, lift and any/all related equipment with a clean swab, brush or sponge. Treated surfaces must remain visibly wet for 10 minutes. After the unit has been thoroughly cleaned, drain the solution from the unit and rinse any/all cleaned surfaces with fresh water. Repeat for visibly soiled units.

Disinfection of Barber/Salon Tools Directions: Immerse pre-cleaned barber/salon tools (combs, brushes, razors, manicure/pedicure tools, clippers, scissors, trimmer blades) in a use-solution (or equivalent dilution) of 1 ounce of (this product) per gallon of water (or equivalent use dilution) for at least 10 minutes. Rinse instruments thoroughly and dry before reuse. A fresh use-solution must be prepared daily or more often if the use-solution becomes (visibly dirty) (contaminated) (cloudy). **NOTE:** Plastics may remain immersed until ready to use. Stainless steel shears and instruments must be removed from the use-solution after 10 minutes, rinsed, dried and kept in a clean, non-contaminated receptacle. Prolonged immersion may cause damage to stainless steel or metal instruments.

To Control Mold and Mildew on Large, Inflatable, Non-Porous Plastic and Rubber Structures (animals, promotional items, moonwalk, slides, obstacle course play equipment, exercise equipment, and wrestling mats): Thoroughly clean all surfaces with soap or detergent and rinse with water. Saturate surfaces with a use-solution of 4 ounces of (this product) per 4 gallons of water (1 ounce per gallon of water) (850 ppm active quaternary) (or equivalent dilution) for a period of 10 minutes. Ventilate buildings and other closed spaces. Do not use equipment until treatment has been absorbed, set or dried.

(Not for use in California)

Directions for Hatchery Rooms Using Fogging Devices (non-public health use only): Remove all animals and feed from premises, vehicles and enclosures. Remove all litter and manure from floors, walls, and surfaces of the room to be treated. Empty all troughs, racks and other feeding and watering appliances. Close room off so fog is confined to room to be treated. Wear a dust mist respirator when mixing the use-solution and pouring it into the fogging apparatus. Mix two parts of (this product or product name) to five parts water (1 gallon of (this product) to 2½ gallons water). Insert the nozzle of the fogger through a suitable opening into the room. With the setting in maximum output, fog for one minute for each 4000 cubic feet of space in the room. When fogging is completed, ventilate buildings and other closed spaces. Do not house livestock or employ equipment until treatment has been absorbed or dried. Thoroughly clean all surfaces with soap or detergent and rinse with water.

(Not for use in California)

Directions for Incubators and Hatchers using Fogging Devices(non-public health use only): Wear a dust mist respirator when mixing the use-solution and pouring it into the fogging apparatus. Mix 12 ounces of (this product or product name) to 122 ounces of water. Fog 3-8 ounces of this into setters and hatchers immediately after transfer. Repeat daily in setters and every 12 hours in hatchers. Discontinue hatcher treatments at least 24 hours prior to pulling the hatch. Do not allow people to contact or breathe this fog and do not enter until the fog has settled (30-60 minutes after fogging is completed). It is acceptable to fog setters and hatchers with a 1 ounce per gallon solution of (this product or product name) on an hourly or every other hour basis. If this is done, fog for 30-90 seconds once per hour or once every two hours. Thoroughly scrub all treated feed racks, mangers, troughs, automatic feeders, fountains and waterers with soap or detergent, and rinse with potable water before reuse.

NOTE: The fog generated is irritating to the eyes, skin and mucous membranes. Under no circumstances should a room or building be entered by anyone within two hours of the actual fogging and a minimum of 4 air exchanges (ACH) per hour in the facility. If the building must be entered, then the individuals entering the building must wear a self-contained respirator approved by NIOSH/MSHA, goggles, long sleeves and long pants.

ALL SURFACES MUST BE CLEANED IN ACCORDANCE WITH LABEL DIRECTIONS PRIOR TO FOGGING. FOGGING IS AN ADJUNCT OR SUPPLEMENT TO NORMAL CLEANING PROCEDURES AND PRACTICES.

(Not for Use in California)

MUSHROOM FARM SANITATION – This product disinfects, cleans, and deodorizes in one step[^]. Recommended for use in mushroom farm sanitation. Apply to surfaces which do not come in contact with the crop, compost or casing. Remove visible filth and soil deposits using a shovel, broom or vacuum depending on the area to be disinfected. For visibly soiled areas, a pre-cleaning step is required. Apply this product at 1 ounce per gallon of water dilution (1:128), thoroughly wetting the surfaces with a mop, sponge, cloth, or by spraying or soaking. Treated surfaces should remain

Bracketed information is denoted as: {insert as noted }, (optional text), [required qualifier].

The term "this product" used throughout this document may be replaced with the marketed product brand name.

The term "x" is a place holder for numerical digits.

Punctuation and plural/singular word forms may be adjusted to allow for grammatical correctness.

Appropriate metric or imperial unit may be added as optional, supplemental information.

visibly wet for 10 minutes and let air dry. The use-solution is prepared fresh for each use, then discarded. If greater detergency is required, dilute this product at 2 to 4 ounces per gallon of water. **DO NOT APPLY TO MUSHROOM CROP, COMPOST OR CASING.**

(Not for use in California)

FOR FOOT DIP OF WATERPROOF FOOTWEAR – Use this product at 1 ounce per gallon of water in foot dip tray. Shoe baths must contain at least 1 inch of freshly made solution and must be placed at the entrances to buildings. Scrape shoes and place in diluted solution for 60 seconds before entering building. Allow shoes to remain visibly wet for 10 minutes to control mushroom pathogens. Change solution in bath daily or sooner if solution appears dirty.

BACTERICIDAL ACTIVITY – When diluted at 1 ounce per gallon, this product demonstrates effective disinfectant activity against the following **mushroom** pathogens: *Pseudomonas tolaasii* (Blotch Disease) and *Pseudomonas fluorescens*.

(Not for use in California)

Citrus Canker Control: For prevention of Citrus Canker Disease through treatment of equipment. Effective against *Xanthomonas axonopodis* pv. *citri* (Citrus Canker) at 2000 ppm active quat. Treat all trucks, vehicles, and equipment thoroughly at a dilution ratio of 1:54 (2000 ppm active quat). Treatment can be applied to trucks, attached trailers, field harvesting equipment; including cargo area, wheels, tires, under carriage, hood, roof, fenders and any other part of transportation equipment that can be taken into infested areas. To prevent the spread of Citrus Canker by this artificial means of transportation, treatments are made by trigger spraying, dipping or brushing, using maximum rate 2000 ppm quat. After use, all surfaces which come in contact with food or crop must be rinsed with potable water.

(Not for use in California.)

Carpet Deodorizer against Odor-Causing Bacteria for Institutional and Industrial Use: (This product or product name) deodorizes the carpet by controlling/reducing the growth of odor-causing bacteria. It can be used in industrial and institutional areas: motels, hotels chains, and other non-healthcare and non-hospital locations.

Vacuum carpet thoroughly prior to application. Mix 1 ounce of (this product or product name) per gallon of water. Follow the Injection and/or Extraction procedures as specified for any conventional steam cleaning equipment you are using. For rotary floor machines, mix 2 ounces per gallon of water and spray on carpet at a rate of 300-500 sq. ft. per gallon. For use on washable synthetic fibers. Do not use on wool. Test colorfastness of carpet before use. Apply diluted product to a small concealed spot, then rub with a clean white cloth. If color changes or transfers to cloth, a water-based product should not be used.

After using the product, set carpet pile in one direction with a stiff brush. Place aluminum foil under the legs of furniture while carpet is drying. Over-wetting can cause carpet to shrink. Manufacturer assumes no responsibility for over-wetting misuse.

Note: This product must not be mixed with other cleaning products.

(Not for use in California)

Smoke Damage Restoration: (This product or product name) is effective against odor causing bacteria and fungi in institutional and industrial premises. (This product or product name) is particularly suitable for use in smoke damage restoration situations against odor causing bacteria on the following porous and semi-porous materials: carpets, carpet cushion, sub floors, drywall, trim and frame lumber, tackless strip and paneling. Follow directions as outlined in the Water Damage Restoration section. Using solutions, saturate affected materials with enough product to remain visibly wet for at least 10 minutes. Use proper ventilation.

DILUTION SYSTEM SPECIFIC DIRECTIONS FOR USE

Attach [water] hose [to package –or- connector] and turn on water source –or- supply. [Push fill –or- flow selector to] select bucket fill or spray fill. [Insert dispensing tube into bucket or into spray bottle.] [Fully] squeeze hand pump to dispense [diluted product]. [Release hand pump to stop dispensing once desired fill is reached.] [For hands-free dispensing, move slide-lock to forward position.] [Move slide-lock to backward position when desired fill is reached.] When not in use, turn off and disconnect water source –or- supply. Place fill –or- flow selector in neutral position.

(or)

(Note to Reviewer: The following is to be used with product supplied with a closed spray bottle dilution system, which consists of a small cartridge containing the concentrate. These directions will appear on the outside of the package containing the cartridges.)

Bracketed information is denoted as: {insert as noted }, (optional text), [required qualifier].

The term "this product" used throughout this document may be replaced with the marketed product brand name.

The term "x" is a place holder for numerical digits.

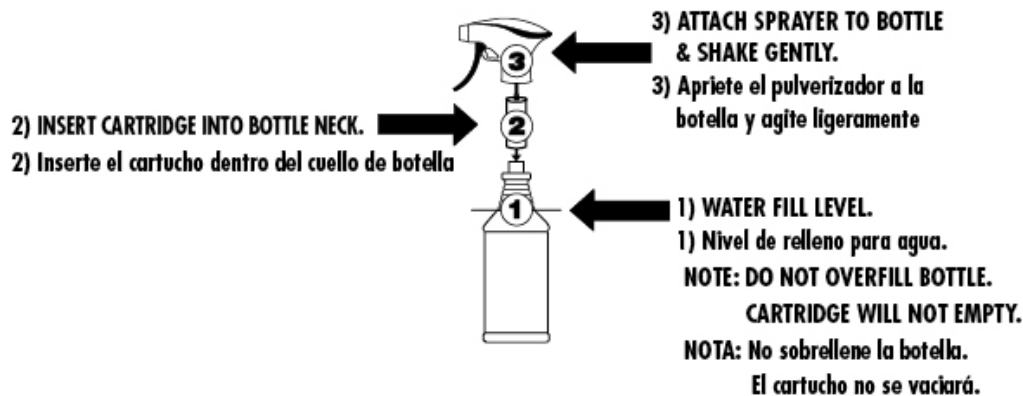
Punctuation and plural/singular word forms may be adjusted to allow for grammatical correctness.

Appropriate metric or imperial unit may be added as optional, supplemental information.

CARTRIDGES (How to use) (OR) (Order of quick instructions):

Fill bottle to the (water fill) (32 ozs.) (25 ozs) (X ozs) (level) (line). NOTE: DO NOT OVERFILL BOTTLE-CARTRIDGE WILL NOT EMPTY. Insert (0.25 oz) (0.195 oz) (x oz) cartridge into bottle neck. Attach sprayer to bottle and shake gently.

(Note to Reviewer: The following can be used in conjunction with the above CARTRIDGE DIRECTIONS or as a replacement for the above CONTAINER DIRECTIONS. The below pictogram will appear on the outside of the package containing the cartridges.)



(OR)

How to use (OR) (Order of quick instructions):

1. Refill When your bottle is empty, refill with water to fill line. DO NOT OVERFILL BOTTLE (OR) (.) CARTRIDGE WILL NOT EMPTY.
2. Reload Insert (the) (refill) (pod) (cartridge) into bottle neck.
3. Re-Use: (Attach sprayer to bottle & shake gently.) Insert the sprayer through the (pod) (cartridge). Tighten sprayer to release concentrate and go right back to (cleaning)(disinfection).

PACKETS (for pre-measured tear open packets) – (Simply) (tear) open and pour contents into (1, 2, 3, 4) gallons of water. Keep packets in box until ready to use.

or

Pour contents of (1, 2, 3, or 4 oz) packet into (1, 2, 3, or 4) gallons of water. Keep packets in box until ready to use.

(OR)

(Alternate instruction for product used in conjunction with applicator/sprayer name):

To connect with insert applicator/sprayer name

Follow the proper (step)(calculation) to achieve the final use dilution of 1: 64 or 2: 128.

[Connect]

Connect adaptor cap [from insert applicator/sprayer name] [to bottle] and twist until tight[ened]. [Refer to user manual for specific operating instructions before use]

(The following language is required for products supplied with supplemental labeling: inserts, hang tags and reference sheets.)

The following language is required to appear on inserts, hangtags and reference sheets:

It is a violation of Federal Law to use this product in a manner inconsistent with its labeling. Labeling must be in the possession of the user at the time of using the product. See container label for FIRST AID and PRECAUTIONARY STATEMENTS and complete DIRECTIONS for USE before applying. Use of this product is subject to the precautions and limitations imposed by the label affixed to the container for this product.

Bracketed information is denoted as: {insert as noted }, (optional text), [required qualifier].

The term "this product" used throughout this document may be replaced with the marketed product brand name.

The term "x" is a place holder for numerical digits.

Punctuation and plural/singular word forms may be adjusted to allow for grammatical correctness.

Appropriate metric or imperial unit may be added as optional, supplemental information.

The following language is required to appear on the container label:
See (insert) (hangtag) (reference sheet) for (complete) (additional) information.

STORAGE AND DISPOSAL

DO NOT CONTAMINATE WATER, FOOD, OR FEED BY STORAGE OR DISPOSAL.

PESTICIDE STORAGE - Store in a dry place no lower in temperature than 50°F or higher than 120°F.

CONTAINER HANDLING – Nonrefillable container. Do not reuse or refill this container. Offer for recycling if available or puncture and dispose of in a sanitary landfill, or by incineration, or, if allowed by state and local authorities, by burning. If burned, stay out of smoke.

(For containers 5 gallons or less)

Triple rinse container promptly after emptying. Triple rinse as follows: Empty the remaining contents into application equipment or a mix tank and drain for 10 seconds after the flow begins to drip. Fill the container ¼ full with water and recap. Shake for 10 seconds. Pour rinsate into application equipment or a mix tank or store rinsate for later use or disposal. Drain for 10 seconds after the flow begins to drip. Repeat this procedure two more times.

(For containers greater than 5 gallons)

Triple rinse container promptly after emptying. Triple rinse as follows: Empty remaining contents into application equipment or a mix tank. Fill the container ¼ full with water. Replace and tighten closures. Tip container on its side and roll it back and forth, ensuring at least one complete revolution, for 30 seconds. Stand the container on its end and tip it back and forth several times. Empty the rinsate into application equipment or a mix tank or store rinsate for later use or disposal. Repeat this procedure two more times.

(Note to reviewer: The following one-way opening container qualifier is optional language and can be used on the in-commerce label if such situation applies.)

(For containers 2 gallons or less with one-way opening that doesn't allow containers to be rinsed:)- Replace cap and discard in trash. Offer for recycling if available.

(For containers 5 gallons or less with one-way opening that doesn't allow containers to be rinsed:) Replace cap and discard in trash. Offer for recycling.

(For household/residential products only)

CONTAINER HANDLING – Nonrefillable container. Do not reuse or refill this container. Place in trash or offer for recycling if available.

PACKET DISPOSAL - Do not reuse; discard empty container and put in trash.

(Note to Reviewer: The following is to be used with product supplied with a closed spray bottle dilution system, which consists of a small cartridge containing concentrate. These directions will appear on the outside of the package containing the cartridges.)

CARTRIDGE HANDLING AND DISPOSAL - Store in an area inaccessible to children. Nonrefillable (container) (cartridge). Do not reuse or refill this container. Offer for recycling if available, otherwise, wrap empty cartridge in plastic bag and discard in trash.

(or)

CARTRIDGE DISPOSAL - Do not reuse cartridge. Wrap empty cartridge in plastic and discard in trash.

PESTICIDE DISPOSAL - Pesticide wastes are acutely hazardous. Improper disposal of excess pesticide, spray mixture, or rinsate is a violation of Federal Law. If these wastes cannot be disposed of by use according to label instructions, contact your State Pesticide or Environmental Control Agency, or the Hazardous Waste representative at the nearest EPA Regional Office for guidance.

Emerging Viral Pathogen Claims

This product qualifies for emerging viral pathogen claims per the EPA's 'Guidance to Registrants: Process for Making Claims Against Emerging Viral Pathogens not on EPA-Registered Disinfectant Labels' when used in accordance with the appropriate use directions indicated below:

This product meets the criteria to make claims against certain emerging viral pathogens from the following viral categories:

- Enveloped viruses

<i>For an emerging viral pathogen that is a/an...</i>	...follow the directions for use for the following organisms on the label:
Enveloped virus	Rotavirus (ATCC VR 899)

BTC 885 NDC-128 has demonstrated effectiveness against viruses similar to **[name of emerging virus]** on **hard, non-porous surfaces**. Therefore, **BTC 885 NDC-128** can be used against **[name of emerging virus]** when used in accordance with the directions for use against **Rotavirus (ATCC VR 899)** on **hard, non-porous surfaces**. Refer to the **[CDC or OIE]** website at **[pathogen-specific website address]** for additional information.

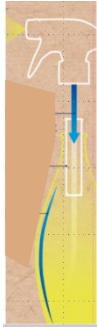
[Name of illness/outbreak] is caused by **[name of emerging virus]**. **BTC 885 NDC-128** kills similar viruses and therefore can be used against **[name of emerging virus]** when used in accordance with the directions for use against **Rotavirus (ATCC VR 899)** on **hard, non-porous surfaces**. Refer to the **[CDC or OIE]** website at **[website address]** for additional information.

.....

GRAPHICS



Bracketed information is denoted as: {insert as noted }, (optional text), [required qualifier].
 The term "this product" used throughout this document may be replaced with the marketed product brand name.
 The term "x" is a place holder for numerical digits.
 Punctuation and plural/singular word forms may be adjusted to allow for grammatical correctness.
 Appropriate metric or imperial unit may be added as optional, supplemental information.



Bracketed information is denoted as: {insert as noted }, (optional text), [required qualifier].
The term "this product" used throughout this document may be replaced with the marketed product brand name.
The term "x" is a place holder for numerical digits.
Punctuation and plural/singular word forms may be adjusted to allow for grammatical correctness.
Appropriate metric or imperial unit may be added as optional, supplemental information.



< The following may be used only if the supplemental registrant has obtained a Kosher certification.>

(Any Kosher Symbol such as :)



(Note to Reviewer: These are representative icons for use sites/application methods that may appear on the label listed in the location/surfaces section of this label with the appropriate directions for use, PPE or package type. The icons can be used anywhere on the label including PACKET LABEL/PACKAGING, CARTRIDGE LABEL/PACKAGING AND SECONDARY / SERVICE CONTAINER LABEL/PACKAGING)

- (intermediate service solution container)
- (spray dispensing container)
- (sprayer system)
- (sink with faucet)
- (work station tub or sink)
- (rubber gloves) (hard, non-porous masks)(hard, non-porous PPE)
- (table)
- (chair)
- (bed frame)
- (wall)
- (cabinet)
- (doorknob)
- (garbage can)
- (non-wooden picnic table)
- (outdoor furniture except cushions and wood frames).
- (Telephone)
- (non-food contact counter tops, equipment, shelves, racks and carts)
- (shower stalls)

Bracketed information is denoted as: {insert as noted }, (optional text), [required qualifier].
 The term "this product" used throughout this document may be replaced with the marketed product brand name.
 The term "x" is a place holder for numerical digits.
 Punctuation and plural/singular word forms may be adjusted to allow for grammatical correctness.
 Appropriate metric or imperial unit may be added as optional, supplemental information.

(shower doors and hard, non-porous surface curtains)
(tubs)
(glazed tiles)
(toilets)
(urinals)
(glazed porcelain tile) and (restroom fixtures).
(packet)
(spray dispensing container)
(Social Media Graphics)
(Sprayer bottle graphics)
(Recycling Graphics)
(Reused 25X graphic)

PACKET LABEL

(1, 2, 3 or 4) OUNCE PACKET LABEL TO BE USED WITH MASTER CONTAINER LABEL:

MIX EACH PACKET WITH (1,2,3,4) GALLONS OF WATER

BTC® 885 NDC-128 **/ Product Brand Name**

E.P.A. Reg. No. 1839-166

E.P.A. Est. No. 1839-IL-1 (xxx-xx-xxx)

(Beginning of) (batch) (lot) code indicates EPA (Est.) (Establishment) (#) (No.) (Number)

NET CONTENTS: (1,2,3,4) FLUID OZ.

ACTIVE INGREDIENTS:

Octyl Decyl Dimethyl Ammonium Chloride	3.255%
Didecyl Dimethyl Ammonium Chloride	1.628%
Diocetyl Dimethyl Ammonium Chloride	1.628%
Alkyl (C ₁₄ , 50%; C ₁₂ , 40%; C ₁₆ , 10%) dimethyl benzyl ammonium chloride.....	4.339%
(INERT) (OTHER) INGREDIENTS	89.150%
TOTAL	100.000%

KEEP OUT OF REACH OF CHILDREN

DANGER

SEE OUTER CONTAINER FOR PRECAUTIONARY STATEMENTS AND USE DIRECTIONS

DISPOSAL: Do not reuse container. Wrap and put in trash collection.

STEPAN COMPANY
1101 Skokie Blvd, Suite 500
Northbrook, IL 60062

(PACKET) (CARTRIDGE) LABEL

(Note to Reviewer: The following is to be used as a small package label to be used with the closed spray bottle system which consists of a small cartridge containing the concentrate. This label will appear on the cartridge.)

(0.25) (0.195) (x) OUNCE CARTRIDGE LABEL TO BE USED WITH MASTER CONTAINER LABEL:

**BTC® 885 NDC-128
/ Product Brand Name**

E.P.A. Reg. No. 1839-166

E.P.A. Est. No. 1839-IL-1 (xxx-xx-xxx)

(Beginning of) (batch) (lot) code indicates EPA (Est.) (Establishment) (#) (No.) (Number)

NET CONTENTS: (0.25) (0.195) (X) FLUID OZ.

ACTIVE INGREDIENTS:

Octyl Decyl Dimethyl Ammonium Chloride	3.255%
Didecyl Dimethyl Ammonium Chloride	1.628%
Diocetyl Dimethyl Ammonium Chloride	1.628%
Alkyl (C ₁₄ , 50%; C ₁₂ , 40%; C ₁₆ , 10%) dimethyl benzyl ammonium chloride.....	4.339%
(INERT) (OTHER) INGREDIENTS	89.150%
TOTAL	100.000%

KEEP OUT OF REACH OF CHILDREN

DANGER

SEE OUTER CONTAINER FOR PRECAUTIONARY STATEMENTS AND USE DIRECTIONS

DISPOSAL: Do not reuse cartridge. Wrap empty cartridge in plastic and discard in trash.

STEPAN COMPANY

1101 Skokie Blvd, Suite 500
Northbrook, IL 60062

Bracketed information is denoted as: {insert as noted }, (optional text), [required qualifier].
The term "this product" used throughout this document may be replaced with the marketed product brand name.
The term "x" is a place holder for numerical digits.
Punctuation and plural/singular word forms may be adjusted to allow for grammatical correctness.
Appropriate metric or imperial unit may be added as optional, supplemental information.

(PACKET) (CARTRIDGE) (STARTER KIT) OUTER PACKAGING PRECAUTIONARY LANGUAGE

(Note to Reviewer: For OUTER PACKAGING of (PACKET) (CARTRIDGE) (STARTER KIT), intended for use with a closed spray bottle system, complete full first aid statement can be used on the front panel of the outer packaging or to follow the below instructions where the full precautionary and first aid language will be placed on the back panel)

<Front Panel>

KEEP OUT OF REACH OF CHILDREN

DANGER:

FIRST AID

Have the product container or label with you when calling a poison control center or doctor, or going for treatment. **If in eyes:** Hold eye open and rinse slowly and gently with water for 15-20 minutes. Remove contact lenses, if present, after the first 5 minutes, then continue rinsing eye. Call a poison control center or doctor for treatment advice. **If on skin or clothing:** Take off contaminated clothing. Rinse skin immediately with plenty of water for 15-20 minutes. Call poison control center or doctor for treatment advice.

See back panel for additional precautionary statements, directions for use and full first aid statement.

<Back Panel>

PRECAUTIONARY STATEMENTS

HAZARDS TO HUMANS AND DOMESTIC ANIMALS

DANGER: KEEP OUT OF REACH OF CHILDREN. CORROSIVE.

KEEP OUT OF REACH OF CHILDREN. CORROSIVE. Causes irreversible eye damage and skin burns. Do not get in eyes, on skin or on clothing. May be fatal if absorbed through skin. Harmful if swallowed. Wear goggles or face shield, rubber gloves, and protective clothing. Remove contaminated clothing and wash before reuse. Wash thoroughly with soap and water after handling and before eating, drinking, chewing gum, using tobacco or using the toilet.

FIRST AID

Have the product container or label with you when calling a poison control center or doctor, or going for treatment. **If in eyes:** Hold eye open and rinse slowly and gently with water for 15-20 minutes. Remove contact lenses, if present, after the first 5 minutes, then continue rinsing eye. Call a poison control center or doctor for treatment advice. **If on skin or clothing:** Take off contaminated clothing. Rinse skin immediately with plenty of water for 15-20 minutes. Call poison control center or doctor for treatment advice. **If swallowed:** Call poison control center or doctor immediately for treatment advice. Have person sip a glass of water if able to swallow. Do not induce vomiting unless told to do so by the poison control center or doctor. Do not give anything by mouth to an unconscious person. **If inhaled:** Move person to fresh air. If person is not breathing, call 911 or an ambulance then give artificial respiration, preferably by mouth-to-mouth, if possible. Call a poison control center or doctor for further treatment advice.

(OPTIONAL) You may contact xxx/xxx-xxxx for emergency medical treatment information.

NOTE TO PHYSICIAN: Probable mucosal damage may contraindicate the use of gastric lavage.

SECONDARY / SERVICE CONTAINER LABELING

(Note to Reviewer: The following is to be used as a label for a separate, secondary container for use/storage of a 1:128 use solution.

When this product is diluted in accordance with the directions on this label, the dilution container must bear the following statements:

BTC® 885 NDC-128 / Product Brand Name

E.P.A. Reg. No. 1839-166

E.P.A. Est. No. 1839-IL-1 (xxx-xx-xxx)

(Beginning of) (batch) (lot) code indicates EPA (Est.) (Establishment) (#) (No.) (Number)

ACTIVE INGREDIENTS:

Octyl Decyl Dimethyl Ammonium Chloride	3.255%
Didecyl Dimethyl Ammonium Chloride	1.628%
Dioctyl Dimethyl Ammonium Chloride	1.628%
Alkyl (C ₁₄ , 50%; C ₁₂ , 40%; C ₁₆ , 10%) dimethyl benzyl ammonium chloride.....	4.339%
(INERT) (OTHER) INGREDIENTS	89.150%
Total	100.000%

The product in this container is diluted as directed on the pesticide product label. Follow the directions for use on the pesticide label when applying this product. Further sale or distribution of this product is strictly prohibited. (or) *(This container is not for the sale or distribution of the diluted product.)*

KEEP OUT OF REACH OF CHILDREN DANGER PRECAUTIONARY STATEMENTS

KEEP OUT OF REACH OF CHILDREN. Causes moderate eye irritation. Harmful if absorbed through skin. Avoid contact with eyes, skin or clothing. Wash thoroughly with soap and water after handling and before eating, drinking, chewing gum, using tobacco or using the toilet. Remove and wash contaminated clothing before reuse.

FIRST AID
Have the product container or label with you when calling a poison control center or doctor, or going for treatment.
If in eyes: Hold eye open and rinse slowly and gently with water for 15-20 minutes. Remove contact lenses, if present, after the first 5 minutes, then continue rinsing eye. Call a poison control center or doctor for treatment advice.
If on skin or clothing: Take off contaminated clothing. Rinse skin immediately with plenty of water for 15-20 minutes. Call poison control center or doctor for treatment advice.
(OPTIONAL) You may contact xxx/xxx-xxxx for emergency medical treatment information.

STEPAN COMPANY
1101 Skokie Blvd, Suite 500
Northbrook, IL 60062

Page 25 of 27
Notification 07/05/2022
EPA Reg. No. 1839-166

Bracketed information is denoted as: {insert as noted }, (optional text), [required qualifier].
The term "this product" used throughout this document may be replaced with the marketed product brand name.
The term "x" is a place holder for numerical digits.
Punctuation and plural/singular word forms may be adjusted to allow for grammatical correctness.
Appropriate metric or imperial unit may be added as optional, supplemental information.

Subregistrant Specific Claims:

{Note to reviewer the following statements should only be used for Reckitt Benckiser}

- (For) (Only) use with LYSOL SMART bottles (only)
- Use in combination with LYSOL SMART bottle (only)
- (Designed for) LYSOL SMART bottles (only)
- LYSOL SMART bottle refill(s) (only)
- LYSOL SMART MULTI-PURPOSE CLEANER REFILL CARTRIDGES ONLY
- Saves 75% of plastic vs. Lysol Lemon All Purpose Cleaner 32oz {note to reviewer: This statement only to be used on Lysol branded product label(s)}
- 75% of plastic saved vs regular cleaners β. {note to reviewer: This statement only to be used on Lysol branded product label(s)}
- If (service)(container)(bottle) is reused 25 times saves up to 75% of plastic vs. (product name β.) {note to reviewer: This statement only to be used on Lysol branded product label(s)}
- For more information (how to use) (customer) (testimonials) go to (www.rbnainfo.com) {Note to reviewer: www.rbnainfo.com is a website owned and operated by Reckitt Benckiser}
β vs Lysol Lemon All Purpose Cleaner 32oz

{Note to reviewer, the following statements should only be used for Canberra and Canberra licensed distributor use with JAWS Technology}

- (This Product) is a trigger + refill system that delivers disinfection while helping to reduce plastic
- pollution vs. (regular) (traditional) (spray) cleaners
- Saves 75% of plastic vs (traditional) (regular) spray (cleaners) (bottles)
- 75% of plastic saved vs regular cleaners
- (JAWS) (This) (bottle) (sold) (sprayer) (image) (shown here) is (depicted) (empty) (as full)
- (insert product name) (this product) is a(n) trigger (sprayer) + (refill) (refill pod) (cartridge)
- (cleaning (and) (innovative) (disinfection) (system) (solution) that (provides) (delivers)
- (disinfection) (while) (helping) to reduce (plastic) (pollution) (waste) (single use bottles)
- Rethink the Way You Clean™
- Stop Shipping Water ...It's the right thing to do™
- Concentrates Simply Delivered™
- Refill. Reload. Reuse™
- (Exact) (Easy) (Precise) Dilution
- Exact Dilution Every Time
- (Precise Dilution) No (measuring) (pouring) or (spilling)
- (A(n)) (easy) (simple) (effective) (convenient) (to use) cleaning system
- Convenient (refillable) cleaning system
- (JAWS) is the (original) (first) refill POD system
- JAWS is the first (U.S. company) to put super-concentrated liquid cleaners in a (cartridge) (refill pod)
- Child resistant (technology) (refill pod) (cartridge)
- (Easy) (Convenient) to store
- See full line of (JAWS) (Household) Cleaners (at) (jaws cleans.com)
- (Refill) (Reload) (Reuse)
- Refill and Reuse
- Refill. Reuse. Recycle.
- (Refill(able)) (Reusable) Bottle

Other:

- (Assembled) (Made) in the USA
- (Disinfectant)

{Note to reviewer the following statements should only be used for Hillyard}

Bracketed information is denoted as: {insert as noted }, (optional text), [required qualifier].


The term "this product" used throughout this document may be replaced with the marketed product brand name.

The term "x" is a place holder for numerical digits.

Punctuation and plural/singular word forms may be adjusted to allow for grammatical correctness.

Appropriate metric or imperial unit may be added as optional, supplemental information.

- "For use in only Arsenal 1"
- "For use only in the Hillyard Cleaning Companion"
- "For use in only Hillyard CC17"
-
-



-

Bracketed information is denoted as: {insert as noted }, (optional text), [required qualifier].
 The term "this product" used throughout this document may be replaced with the marketed product brand name.
 The term "x" is a place holder for numerical digits.
 Punctuation and plural/singular word forms may be adjusted to allow for grammatical correctness.
 Appropriate metric or imperial unit may be added as optional, supplemental information.