

1839-166

11-29-2011

1
16

UNITED STATES ENVIRONMENTAL PROTECTION AGENCY

Mr. Thomas W. Isaac
Senior Regulatory Specialist
Stepan Company
22 W. Frontage Rd.
Northfield, Illinois 60093

NOV 29 2011

Subject: **BTC® 885 Neutral Disinfectant Cleaner-128**
EPA Registration Number 1839-166
Application Dated September 14, 2011
EPA Received September 14, 2011

Dear Mr. Isaac:

The following amendment submitted in connection with registration under the Federal Insecticide, Fungicide and Rodenticide Act (FIFRA), as amended, is acceptable with comment.

Proposed Amendment:

- Addition of CONTAINER DISPOSAL statements for non-refillable, 2 gallon or less, sealed containers that cannot be rinsed
- Addition of language for products supplied with supplemental labeling; inserts, handtags and reference sheets

Condition:

On page 7 under **Direction for fogging dairies, beverage and food processing plants** change the language "Fogging is to be used as an adjunct to acceptable manual cleaning and disinfection of room and machine surfaces" for *"All surfaces must be cleaned and disinfected in accordance with label directions prior to fogging. Fogging is an adjunct or supplement to normal cleaning and disinfection procedures and practices"*.

CONCURRENCES

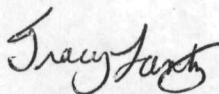
SYMBOL								
SURNAME								
DATE								

General Comments:

A stamped copy of the acceptable labeling is enclosed. Submit one (1) copy of your final printed labeling before distributing or selling the product bearing the revised labeling.

Should you have any questions or comments concerning this letter, please contact Drusilla Copeland at (703) 308-6224.

Sincerely,



for

Velma Noble
Product Manager (31)
Regulatory Management Branch I
Antimicrobials Division (7510P)

Enclosure: stamped label

BTC® 885 Neutral Disinfectant Cleaner-128

- CLEANER
- DISINFECTANT
- DETERGENT
- *VIRUCIDE
- FUNGICIDE (against pathogenic fungi)
- MILDEWSTAT (on hard, non-porous, inanimate surfaces)
- DEODORIZER
- KILLS GERMS
- Effective in the presence of 5% serum contamination
- For Home, Hospital, Institutional and Industrial Use
- For Farm, School, Restaurant, Food Handling and Processing Areas, Equine, Poultry/Turkey Farm, Bar, Tavern and Institutional Kitchen Use
- Formulated for Effective Farm Premise Disinfection
- Formulated for Effective Poultry Premise Disinfection
- Formulated for Effective Swine Premise Disinfection
- Formulated for Effective Veterinary Practice/Animal Care/Animal Laboratory Disinfection
- (lemon) (mint) (pine) (fresh) (floral) (citrus) (scent) (scented)
- Kills Pandemic 2009 H1N1 Influenza A virus (formerly called swine flu)

ACTIVE INGREDIENTS

Octyl decyl dimethyl ammonium chloride.....	3.255%
Dioctyl dimethyl ammonium chloride.....	1.628%
Didecyl dimethyl ammonium chloride.....	1.628%
Alkyl (50% C ₁₄ , 40% C ₁₂ , 10% C ₁₆) dimethyl benzyl ammonium chloride.....	4.339%

(INERT) (OTHER) INGREDIENTS.....	89.150%
Total	100.000%

KEEP OUT OF REACH OF CHILDREN DANGER

FIRST AID

Have the product container or label with you when calling a poison control center or doctor, or going for treatment.

If in eyes: Hold eye open and rinse slowly and gently with water for 15-20 minutes. Remove contact lenses, if present, after the first 5 minutes, then continue rinsing eye. Call a poison control center or doctor for treatment advice.

If on skin or clothing: Take off contaminated clothing. Rinse skin immediately with plenty of water for 15-20 minutes. Call poison control center or doctor for treatment advice.

If swallowed: Call poison control center or doctor immediately for treatment advice. Have person sip a glass of water if able to swallow. Do not induce vomiting unless told to do so by the poison control center or doctor. Do not give anything by mouth to an unconscious person.

If inhaled: Move person to fresh air. If person is not breathing, call 911 or an ambulance then give artificial respiration, preferably by mouth-to-mouth, if possible. Call a poison control center or doctor for further treatment advice.

(OPTIONAL) You may contact xxx/xxx-xxxx for emergency medical treatment information.

NOTE TO PHYSICIAN

Probable mucosal damage may contraindicate the use of gastric lavage.

See side (back) panel for additional precautionary statements.

EPA REG. NO. 1839-166
EPA EST. NO. 1839-IL-01

STEPAN COMPANY
22 West Frontage Road
Northfield, IL 60093

NET CONTENTS

ACCEPTED
with COMMENTS
in EPA Letter Dated:

NOV 29 2011

Under the Federal Insecticide,
Fungicide, and Rodenticide Act as
amended, for the pesticide,
registered under EPA Reg. No. 1839-166

BTC® 885 Neutral Disinfectant Cleaner-128 is a phosphate-free, pH neutral formulation designed to provide effective cleaning, deodorizing, and disinfection for hospitals, nursing homes, households, homes, private residences, schools, food processing plants, food service establishments, transportation terminals, office buildings, manufacturing facilities, lodging establishments, retail business, athletic/recreation facilities, sports stadiums, amphitheaters and convention centers where housekeeping is of prime importance in controlling cross-contamination from treated surfaces.

BTC® 885 Neutral Disinfectant Cleaner-128 (this product or product name) for use in:

- Hospitals, nursing homes, medical and dental offices and clinics, operating rooms, isolation wards, and medical research facilities.
- Restaurants and bars, cafeterias, institutional kitchens, fast food operations and food storage areas.
- Supermarkets, convenience stores, retail and wholesale establishments, dressing rooms and laundries.
- Crime scenes and funeral homes.
- Institutional facilities, laboratories, factories, business and office buildings, restrooms, hotels and motels and transportation terminals.
- Institutional kitchens and bathrooms.
- Institutions, schools and colleges, churches, classrooms, athletic facilities, sports stadiums, convention centers, and locker rooms.
- Camp grounds, play grounds, and recreational facilities.
- Food processing plants, dairy farms, hog farms, poultry and turkey farms and egg processing plants.
- Veterinary clinics, animal life science laboratories, kennels, breeding and grooming establishments, pet animal quarters, zoos, pet shops, and other animal care facilities.
- Automotive garages, boats, ships, campers, trailers, mobile homes, cars, buses, trains, taxis and airplanes.
- Health clubs, spas, tanning spas, massage/facial salons, hair/nail salons, barber/beauty shops, tattoo parlors.

(This product or product name) is a one step neutral disinfectant that is effective against a broad spectrum of bacteria, is virucidal* (including HIV-1, HIV-2, HBV and HCV) and inhibits the growth of mold and mildew and their odors when used as directed.

(This product or product name), when used as directed, is formulated to disinfect the following hard non-porous inanimate environmental surfaces: floors, walls, metal surfaces, stainless steel surfaces, glazed porcelain, glazed ceramic tile, plastic surfaces, vanity tops, shower stalls, bathtubs, and cabinets.

- Non-food contact glass, metal, stainless steel, glazed porcelain, glazed ceramic, sealed fiberglass, sealed granite, sealed marble, plastic, chrome and vinyl.
- Tables, chairs, desks, bed frames, walls, cabinets, doorknobs and garbage cans.
- Picnic tables (non-wooden) and outdoor furniture (except cushions and wood frames).
- Telephones.
- Non-food contact counter tops, sinks, refrigerator exteriors, coolers, freezer exteriors, stovetops, appliances, non-food contact equipment, shelves, racks and carts.
- Shower stalls, shower doors and curtains, tubs and glazed tiles, toilets, urinals, porcelain tile and restroom fixtures.
- Kennels and cages.
- Windows and mirrors.
- For larger areas such as operating rooms and patient care facilities, (this product or product name) is designed to provide both general cleaning and disinfecting.
- Large inflatable non-porous plastic (rubber) (advertising) structures: animals, promotional items, moonwalks, slides, obstacle course play equipment, exercise equipment, exercise mats, wrestling mats.

(This product or product name) deodorizes those areas which generally are hard to keep fresh smelling, such as garbage storage areas, empty garbage bins and cans, toilet bowls, and other areas which are prone to odors caused by microorganisms.

(This product or product name) is formulated to a neutral pH and will not dull high-gloss floor finishes with repeated use.

(This product or product name) is a no rinse neutral pH disinfectant cleaner that disinfects, cleans and deodorizes in one labor saving step.

When used as directed, (this product or product name) will deodorize surfaces in toilet areas, behind and under sinks and counters, garbage cans and garbage storage areas, and other places where bacterial growth can cause malodors.

(This product or product name) is formulated to a neutral pH, yet provides effective cleaning strength that will not dull high gloss floor finishes with repeated use.

(This product or product name) cleans, shines, deodorizes and disinfects all hard non-porous surfaces listed on the label. It inhibits the growth of mold and mildew, leaving bathrooms and kitchens clean and fresh smelling.

(This product or product name) is for non-scratch cleaning of showers and tubs, shower doors and curtains, fixtures and toilet bowls.

(This product or product name) is for use in institutional kitchens and bathrooms.

(This product or product name) is an economical concentrate that can be used with a mop and bucket, trigger sprayers or sponge.

Use (this product or product name) to clean and disinfect non-porous personal protective safety equipment, protective headgear, hard hats, half mask respirators, full face breathing apparatus, gas masks, goggles, spectacles, face shields, hearing protectors and ear muffs. Rinse all equipment that comes in prolonged contact with skin before reuse with clean warm water (about 120°F), and allow to air dry. (Caution: Cleaning at the 120°F temperature will avoid overheating and distortion of the personal safety equipment that would necessitate replacement.)

Use (this product or product name) to disinfect non-porous salon/barber tools and instruments: combs, brushes, razors, clippers, scissors, trimmer blades, and manicure/pedicure instruments.

(This product or product name) is a neutral pH multi surface cleaner, deodorizer and disinfectant. Use on windows, mirrors, and other non-food contact glass surfaces.

(This product or product name) is an effective antimicrobial cleaner designed for use by wholesale and retail florists, shippers and greenhouses.

When used as directed, (this product or product name) will disinfect hard, non-porous surfaces such as flower buckets, floors and walls of coolers, design and packing benches and counter tops.

(This product or product name) may be relied on to deodorize coolers, buckets, garbage pails and other areas where obnoxious odors may develop.

Use (this product or product name) to clean, disinfect and deodorize flower buckets, walls and floors of coolers, shippers, greenhouse packing areas, garbage pails and other areas where obnoxious odors may develop.

(This product or product name) may be used as a general purpose antimicrobial detergent in florist shops, wholesale florist, shippers, greenhouse packing areas and other commercial floriculture places for efficient cleaning and antimicrobial action against certain bacteria which cause:


1. Plugging of stems with slime, which reduces uptake of water for various flowers including roses, chrysanthemums, gladioli and tulips.
2. Production of ethylene gas, which may injure blooms of the various sensitive flowers including carnations, snapdragons, some orchids, babies breath, sweet peas, freesia and alstroemeria.

(This product or product name) is for Poultry Premise Disinfection (Hatcheries):

Egg Receiving Area	Tray Dumping Area	Chick Processing Area
Egg Holding Area	Chick Holding Area	Chick Loading Area
Setter Room	Hatchery Room	Poultry Buildings

(This product or product name) is for Swine Premise Disinfection:

Farrowing Barns and Areas	Dressing Plants	Blocks
Waterers and Feeders	Loading Equipment	Creep Area
Hauling Equipment	Nursery	Chutes



6
16

DIRECTIONS FOR USE

It is a violation of Federal Law to use this product in a manner inconsistent with its labeling.

(For labels that list medical premises and metal and/or stainless steel surfaces, one of the following statements must be used:)

(This product or product name) is not to be used as a terminal sterilant/high-level disinfectant on any surface or instrument that (1) is introduced directly into the human body either into or in contact with the bloodstream or normally sterile areas of the body, or (2) contacts intact mucous membranes but which does not ordinarily penetrate the blood barrier or otherwise enter normally sterile areas of the body.

or

(This product or product name) is not for use on critical and semi-critical medical device surfaces.

DISINFECTION - To disinfect inanimate, hard non-porous surfaces add 1 ounce of (this product or product name) per gallon of water. Apply solution with a mop, cloth, sponge, hand pump trigger sprayer or low pressure coarse sprayer so as to wet all surfaces thoroughly. Allow to remain wet for 10 minutes, then remove excess liquid. For sprayer applications, spray 6-8 inches from surface, rub with brush, sponge or cloth. Do not breathe spray mist. For heavily soiled areas, a pre-cleaning step is required.

BACTERICIDAL STABILITY OF USE-SOLUTION: Tests confirm that (this product or product name) when diluted at 1 ounce/gallon in hard water up to 400 ppm (as CaCO_3) (via use of automatic dispensing system) remains effective against *Pseudomonas aeruginosa*, *Staphylococcus aureus* and *Salmonella enterica* subsp. *enterica* serovar *choleraesuis* for (up to 7 days) (up to one week) (up to 14 days) (up to 2 weeks) (up to 21 days) (up to 3 weeks) (up to 30 days) (up to 4 weeks) (up to 1 month) when stored in a sealed container such as a spray bottle at room temperature. If (the product or product name) becomes visibly dirty or contaminated, the use-solution must be discarded and fresh use-solution prepared. Always use clean, properly labeled containers when diluting (this product or product name). Bactericidal stability of the use-solution does not apply to open containers such as buckets or pails.

(or)

Prepare a fresh use-solution daily or more often if the use-solution becomes visibly (dirty), (contaminated) or diluted.

(or)

Prepare a fresh solution for each use.

PACKETS (for pre-measured tear open packets) - (Simply) (tear) open and pour contents into (1, 2, 3, 4) gallons of water. Keep packets in box until ready to use.

or

Pour contents of (1, 2, 3, or 4 oz) packet into (1, 2, 3, or 4) gallons of water. Keep packets in box until ready to use.

To disinfect toilet bowls - Remove gross filth or soils from surfaces with bowl brush. Add 1 ounce of (this product or product name) to the bowl water. Brush or swab the bowl completely using a scrub brush or toilet mop making sure to get under the rim. Let stand for 10 minutes and flush.

Non-Acid Toilet Bowl Disinfection/Cleaner Directions: Remove gross filth prior to disinfection.

From concentrate: Add 1 ounce per gallon (8 milliliters per liter) to the toilet bowl and mix. Brush thoroughly over exposed surfaces and under the rim, allow to stand for 10 minutes and flush.

From use-solution: Empty toilet bowl or urinal and apply 1 ounce per gallon (8 milliliters per liter) use-solution to exposed surfaces including under the rim with a cloth, mop, sponge, hand pump trigger sprayer or low pressure coarse sprayer. Brush or swab thoroughly. Allow to stand for 10 minutes and flush.

For heavy duty use: Empty toilet bowl or urinal and apply 4 ounces per gallon (32 milliliters per liter) use-solution to exposed surfaces, including under the rim with a cloth, mop, sponge, hand pump trigger sprayer or low pressure coarse sprayer. Brush or swab thoroughly. Allow to stand for 10 minutes and flush.

To disinfect food processing premises: Before using (this product or product name), food products and packaging materials must be removed from the area or carefully protected. For floors, walls, and storage areas, add 1 ounce of (this product or product name) per gallon of water. For heavily soiled areas, a pre-cleaning step is required. Apply solution with a mop, cloth, sponge, hand pump trigger sprayer or low pressure coarse sprayer so as to wet all surfaces thoroughly. Allow to remain wet for 10 minutes, then remove excess liquid. After use, all surfaces in the area must be thoroughly rinsed with potable water.

To disinfect restaurant food contact surfaces: countertops, appliances, and tables, add 1 ounce of (this product or product name) per gallon of water. For heavily soiled areas, a pre-cleaning step is required. Apply solution with a cloth, sponge or hand pump trigger sprayer so as to wet all surfaces thoroughly. Allow the surface to remain wet for 10 minutes, then remove excess liquid and rinse the surface with potable water. (This product or product name) cannot be used to clean the following food contact surfaces: utensils, glassware and dishes.

BACTERICIDAL ACTIVITY - At the 1 ounce per gallon dilution, (this product or product name) demonstrates effective disinfectant activity against the organisms: *Pseudomonas aeruginosa*, *Salmonella enterica* subsp. *enterica* serotype *choleraesuis*, *Staphylococcus aureus*, *Staphylococcus aureus* (clinical isolate), *Bordetella bronchiseptica*, *Corynebacterium ammoniagenes*, *Enterobacter aerogenes*, *Enterobacter cloacae*, *Enterobacter cloacae* (clinical isolate), *Enterococcus faecalis*, *Enterococcus faecalis* (clinical isolate), *Escherichia coli*, *Escherichia coli* (clinical isolate), *Escherichia coli* O111:H8, *Fusobacterium necrophorum*, *Klebsiella pneumoniae* subsp. *pneumoniae*, *Lactobacillus casei* subsp. *rhannosus*, *Listeria monocytogenes*, *Pasteurella multocida*, *Proteus vulgaris*, *Proteus mirabilis* ATCC 9921, *Proteus mirabilis* ATCC 25933, *Salmonella enterica* subsp. *enterica* serotype *paratyphi* B, *Salmonella enterica* subsp. *enterica* serotype *typhi*, *Salmonella enterica* subsp. *enterica* serotype *typhimurium*, *Salmonella enterica* subsp. *enterica* serotype *pullorum*, *Serratia marcescens*, *Shigella sonnei*, *Shigella flexneri* Type 2b, *Shigella dysenteriae*, *Staphylococcus aureus* subsp. *aureus*, *Staphylococcus epidermidis*, *Staphylococcus epidermidis* (clinical isolate), *Streptococcus pyogenes* (Clinical - Flesh Eating Strain BIRD M3), *Streptococcus pyogenes* Group A, *Xanthomonas maltophilia* (clinical isolate), Vancomycin resistant *Enterococcus faecalis* (VRE), Methicillin resistant *Staphylococcus aureus* (MRSA), Vancomycin intermediate resistant *Staphylococcus aureus* (VISA), Community Associated Methicillin resistant *Staphylococcus aureus* (CA-MRSA) NRS 123 Genotype USA400, Community Associated Methicillin resistant *Staphylococcus aureus* (CA-MRSA) NRS 384 Genotype USA300, *Salmonella enterica* subsp. *enterica* serotype *enteritidis*, Ampicillin resistant *Acinetobacter baumannii*, Cefazolin resistant *Acinetobacter baumannii*, Ceftazidime resistant *Acinetobacter baumannii*, Ceftriaxone resistant *Acinetobacter baumannii*, Gentamicin resistant *Acinetobacter baumannii*, Tobramycin resistant *Acinetobacter baumannii*, Ciprofloxacin resistant *Acinetobacter baumannii*, Levofloxacin resistant *Acinetobacter baumannii* and Bactrim resistant *Acinetobacter baumannii*.

FUNGICIDAL ACTIVITY - At the 1 ounce per gallon dilution, (this product or product name) is fungicidal against the pathogenic fungi, *Trichophyton mentagrophytes* (Athlete's Foot Fungus) (a cause of ringworm) (a cause of ringworm of the foot) and *Candida albicans*. Apply solution with a cloth, sponge or hand pump trigger sprayer to hard, non-porous surfaces found in bathrooms, shower stalls, locker rooms, exercise facilities or other clean, hard non-porous surfaces commonly contacted by bare feet. Allow the surface to remain wet for 10 minutes, then remove excess liquid. Diluted product should be applied daily or more frequently with heavy facility use.

***VIRUCIDAL ACTIVITY** - (This product or product name) when used on environmental, inanimate, hard, non-porous surfaces exhibits effective virucidal activity against HIV-1, HIV-2, Hepatitis B virus (HBV), Hepatitis C virus (HCV), Herpes Simplex Type 1 (causative agent of fever blisters), Herpes Simplex Type 2 (genital), Influenza A₂/Hong Kong, Vaccinia, Rotavirus, Human Coronavirus (ATCC VR-740, Strain 229E), SARS associated Coronavirus, Bovine Viral Diarrhea Virus (BVDV), Pseudorabies, Bovine Rhinotracheitis, Feline Leukemia, Feline Picornavirus, Avian Influenza A Virus, Canine Distemper Virus, Rabies Virus, Paramyxovirus (Mumps) and Porcine Respiratory & Reproductive Syndrome Virus (PRRSV). Add 1 ounce of the product per gallon of water. For heavily soiled areas, a pre-cleaning step is required. Apply solution with a cloth, mop, sponge, hand pump trigger sprayer or low pressure coarse sprayer so as to wet all surfaces thoroughly. Allow the surface to remain wet for 10 minutes, then remove excess liquid.

(optional statements to appear anywhere on the label)

- Respiratory illnesses attributable to Pandemic 2009 H1N1 are caused by Influenza A virus. This product (Product Name) is a broad-spectrum hard surface disinfectant that has been shown to be effective against (Influenza A virus tested and listed on the label) and is expected to inactivate all Influenza A viruses including Pandemic 2009 H1N1 (formerly called swine flu).
- This product (Product Name) has demonstrated effectiveness against Influenza A virus and is expected to inactivate all Influenza A viruses including Pandemic 2009 H1N1 Influenza A virus.
- This product (Product Name) has demonstrated effectiveness against (Influenza A virus tested and listed on the label) and is expected to inactivate all Influenza A viruses including Pandemic 2009 H1N1 (formerly called swine flu).
- Kills Pandemic 2009 H1N1 Influenza A virus (formerly called swine flu).
- Kills Pandemic 2009 H1N1 Influenza A virus.

KILLS HIV-1, HIV-2, HBV, and HCV ON PRE-CLEANED ENVIRONMENTAL SURFACES/OBJECTS PREVIOUSLY SOILED WITH BLOOD/BODY FLUIDS in health care settings (Hospitals, Nursing Homes) or other settings in which there is an expected likelihood of soiling of inanimate surfaces/objects with blood or body fluids, and in which the surfaces/objects likely to be soiled with blood or body fluids can be associated with the potential for transmission of Human Immunodeficiency Virus Type 1 and Type 2 (HIV-1 and HIV-2) (associated with AIDS), Hepatitis B virus (HBV), and Hepatitis C virus (HCV).

8
16

SPECIAL INSTRUCTIONS FOR CLEANING AND DECONTAMINATION AGAINST HIV-1, HIV-2, HBV, and HCV OF SURFACES/OBJECTS SOILED WITH BLOOD/BODY FLUIDS.

PERSONAL PROTECTION: When handling items soiled with blood or body fluids, use disposable latex gloves, gowns, masks, and eye coverings.

CLEANING PROCEDURES: Blood and other body fluids must be thoroughly cleaned from surfaces and objects before application of (this product or product name).

CONTACT TIME: Allow surface to remain wet for 10 minutes.

DISPOSAL OF INFECTIOUS MATERIALS: Blood and other body fluids should be autoclaved and disposed of according to local regulations for infectious waste disposal.

EFFICACY TESTS HAVE DEMONSTRATED THAT (THIS PRODUCT OR PRODUCT NAME) IS AN EFFECTIVE BACTERICIDE AND *VIRUCIDE AGAINST THE LISTED ORGANISMS IN WATER UP TO 400 PPM HARDNESS (AS CaCO_3) IN THE PRESENCE OF ORGANIC SOIL (5% BLOOD SERUM). (THIS PRODUCT OR PRODUCT NAME) IS AN EFFECTIVE FUNGICIDE AGAINST THE LISTED FUNGI IN WATER UP TO 200 PPM HARDNESS (AS CaCO_3) IN THE PRESENCE OF ORGANIC SOIL (5% BLOOD SERUM).

or

(THIS PRODUCT OR PRODUCT NAME) IS A HOSPITAL USE BACTERICIDE AND *VIRUCIDE AT 1 OUNCE PER GALLON (8 MILLILITERS PER LITER) (OR EQUIVALENT USE DILUTION), MODIFIED IN THE PRESENCE OF 400 PPM HARD WATER AS CaCO_3 .

(THIS PRODUCT OR PRODUCT NAME) IS A FUNGICIDE AT 1 OUNCE PER GALLON (8 MILLILITERS PER LITER) (OR EQUIVALENT USE DILUTION), MODIFIED IN THE PRESENCE OF 200 PPM HARD WATER AS CaCO_3 .

POULTRY (AND SWINE) PREMISE DISINFECTION

Site Preparation: The first step in any on-going disinfection program must be the removal of gross contamination and debris. This is accomplished by using a shovel, broom, or vacuum depending on the area to be disinfected. The efficacy of even the most efficient germicidal cleaner is reduced in the presence of heavy organic matter. Once the heavy debris is eliminated, thoroughly clean all surfaces with soap or detergent and rinse with water.

Cleaning And Disinfection: For all general cleaning and disinfection use 1 ounce of (this product or product name) per gallon of water. Apply (this product or product name) using a cloth, mop, or low pressure coarse sprayer so as to thoroughly wet surface to be disinfected. Allow to remain wet for 10 minutes and then let air dry. For heavily soiled areas, a pre-cleaning step is required. Prepare a fresh solution after each use.

APPLICATIONS AND USE DILUTION

Poultry (and Hatcheries) (And Swine) Premise(s): Remove all animals and feeds from premises, trucks, cars, coops and crates. Remove all litter, droppings and manure from floors, walls and surfaces of facilities occupied or traversed by animals. Empty all troughs, racks and other feeding and watering appliances. Thoroughly clean all surfaces with soap or detergent and rinse with water. Use 1 ounce of (this product or product name) per gallon of water. Saturate surfaces with the disinfecting solution for a period of 10 minutes. Ventilate buildings, coops and other closed spaces. Do not house animals or employ equipment until treatment has been absorbed, set or dried. Thoroughly scrub treated feed racks, troughs, automatic feeders, fountains and waterers with soap or detergent, and rinse with potable water before reuse. Immerse all halters, ropes, and other types of equipment used in handling and restraining animals, as well as forks, shovels, and scrapers used for removing litter and manure.

Hatcheries: Use 1 ounce of (this product or product name) per gallon of water to treat the following hard non-porous surfaces: hatchers, setters, trays, racks, carts, sexing tables, delivery trucks and other hard surfaces. Leave all treated surfaces exposed to disinfectant solution wet for 10 minutes or more. Rinse with potable water before reuse. Then allow to air dry. For heavily soiled areas, a pre-cleaning step is required.

Vehicles: Clean all vehicles including mats, crates, cabs, and wheels with high pressure water and (this product or product name). Use 1 ounce per gallon to treat all vehicles. Leave all treated surfaces exposed to disinfectant solution wet for 10 minutes or more.

Dressing Plant Use: Disinfect equipment, utensils, walls and floors in poultry and animal dressing plants. Disinfect offal rooms, exterior walls and loading platforms of dressing plants. Cover or remove all food and packaging materials. Remove all gross soils. Saturate all surfaces with the use-solution, 1 ounce of (this product or product name) per gallon of water. Scrub to loosen all soils. Allow to soak for 10 minutes and thoroughly rinse all wetted and cleaned surfaces with potable water.

9
16

(Not for use in California)

Directions for Hatchery Rooms Using Fogging Devices: Remove all animals and feed from premises, vehicles and enclosures. Remove all litter and manure from floors, walls, and surfaces of the room to be treated. Empty all troughs, racks and other feeding and watering appliances. Close room off so fog is confined to room to be treated. Wear a dust mist respirator when mixing the use-solution and pouring it into the fogging apparatus. Mix two parts of (this product or product name) to five parts water (1 gallon of (this product or product name) to 2½ gallons water). Insert the nozzle of the fogger through a suitable opening into the room. With the setting in maximum output, fog for one minute for each 4000 cubic feet of space in the room. When fogging is completed, ventilate buildings and other closed spaces. Do not house livestock or employ equipment until treatment has been absorbed or dried. Thoroughly clean all surfaces with soap or detergent and rinse with water.

Directions for Incubators and Hatchers using Fogging Devices: Wear a dust mist respirator when mixing the use-solution and pouring it into the fogging apparatus. Mix 12 ounces of (this product or product name) to 122 ounces of water. Fog 3-8 ounces of this into setters and hatchers immediately after transfer. Repeat daily in setters and every 12 hours in hatchers. Discontinue hatcher treatments at least 24 hours prior to pulling the hatch. Do not allow people to contact or breathe this fog and do not enter until the fog has settled (30-60 minutes after fogging is completed). It is acceptable to fog setters and hatchers with a 1 ounce per gallon solution of (this product or product name) on an hourly or every other hour basis. If this is done, fog for 30-90 seconds once per hour or once every two hours. Thoroughly scrub all treated feed racks, mangers, troughs, automatic feeders, fountains and waterers with soap or detergent, and rinse with potable water before reuse.

NOTE: The fog generated is irritating to the eyes, skin and mucous membranes. Under no circumstances should a room or building be entered by anyone within two hours of the actual fogging and a minimum of 4 air exchanges (ACH) per hour in the facility. If the building must be entered, then the individuals entering the building must wear a self-contained respirator approved by NIOSH/MSHA, goggles, long sleeves and long pants.

FOGGING IS TO BE USED AS AN ADJUNCT TO ACCEPTABLE MANUAL CLEANING AND DISINFECTING OF ROOM AND MACHINE SURFACES.

Veterinary Practice/Animal Care Animal Laboratory/Zoos/Pet Shop/Kennels Disinfection Directions: For cleaning and disinfecting the following hard non-porous surfaces: equipment not used for animal food or water, utensils, instruments, cages, kennels, stables, catteries, etc. Remove all animals and feed from premises, animal transportation vehicles, crates, etc. Remove all litter, droppings and manure from floors, walls and surfaces occupied or traversed by animals. Thoroughly clean all surfaces with soap or detergent and rinse with water. Saturate surfaces with a use-solution of 1 ounce of (this product or product name) per gallon of water (or equivalent dilution) for a period of 10 minutes. Ventilate buildings and other closed spaces. Do not house animals or employ equipment until treatment has been absorbed, set or dried.

Farm Premise Use: Do not use in milking stalls, milking parlors or milk houses. Remove all animals and feed from premises, vehicles and enclosures. Remove all litter and manure from floors, walls and surfaces of barns, pens, stalls, chutes and other facilities and fixtures occupied or traversed by animals. Empty all troughs, racks and other feeding and watering appliances. Thoroughly clean all surfaces with soap or detergent and rinse with water. Saturate all surfaces with a use-solution of 1 ounce of (this product or product name) per gallon of water (or equivalent dilution) for a period of 10 minutes. Immerse all halters, ropes and other types of equipment used in handling and restraining animals as well as forks, shovels and scrapers used in removing litter and manure. Ventilate buildings, cars, trucks, boats and other closed spaces. Do not house livestock or employ equipment until treatment has been absorbed, set or dried. Thoroughly scrub all treated feed racks, mangers, troughs, automatic feeders, fountains and waterers with soap or detergent and rinse with potable water before reuse.

(Not for Use in California)

MUSHROOM FARM SANITATION – This product disinfects, cleans, and deodorizes in one step. Recommended for use in mushroom farm sanitation. Apply to surfaces which do not come in contact with the crop, compost or casing. Remove gross filth and heavy soil deposits using a shovel, broom or vacuum depending on the area to be disinfected. For heavily soiled areas, a pre-cleaning step is required. Apply this product at 1 ounce per gallon of water dilution (1:128), thoroughly wetting the surfaces with a mop, sponge, cloth, or by spraying or soaking. Treated surfaces should remain wet for 10 minutes and let air dry. The use-solution is prepared fresh for each use, then discarded. If greater detergency is required, dilute this product at 2 to 4 ounces per gallon of water. **DO NOT APPLY TO MUSHROOM CROP, COMPOST OR CASING.**

FOR FOOT DIP OF WATERPROOF FOOTWEAR – Use this product at 1 ounce per gallon of water in foot dip tray. Shoe baths must contain at least 1 inch of freshly made solution and must be placed at the entrances to buildings. Scrape shoes and place in diluted solution for 60 seconds before entering building. Allow shoes to remain wet for 10 minutes to control mushroom pathogens. Change solution in bath daily or sooner if solution appears dirty.

BACTERICIDAL ACTIVITY – When diluted at 1 ounce per gallon, this product demonstrates effective disinfectant activity against the following mushroom pathogens: *Pseudomonas tolaasii* (Blotch Disease) and *Pseudomonas* sp. (Mummy Disease).

19
16

(Not for use in California)

Citrus Canker Control: For prevention of Citrus Canker Disease through treatment of equipment. Effective against *Xanthomonas axonopodis* pv. *citri* (Citrus Canker) at 2000 ppm active quat. Treat all trucks, vehicles, and equipment thoroughly at a dilution ratio of 1:54 (2000 ppm active quat). Treatment can be applied to trucks, attached trailers, field harvesting equipment; including cargo area, wheels, tires, under carriage, hood, roof, fenders and any other part of transportation equipment that can be taken into infested areas. To prevent the spread of Citrus Canker by this artificial means of transportation, treatments are made by trigger spraying, dipping or brushing, using maximum rate 2000 ppm quat. After use, all surfaces which come in contact with food or crop must be rinsed with potable water.

Commercial Florist Use Directions: To clean, disinfect and deodorize hard non-porous surfaces in one step, prepare use-solution by adding (mixing) 1 ounce per gallon of water. For heavy-duty use, add (mix) 4 ounces per gallon of water.

Remove all leaves, petals, garbage and refuse. Pre-clean surfaces using pressurized water where possible. Apply use-solution to hard (inanimate) non-porous surfaces thoroughly wetting surfaces as recommended and required, with a cloth, mop, brush, sponge, hand pump trigger sprayer or low pressure coarse sprayer.

For heavily soiled areas, a preliminary cleaning is required.

For sprayer applications, spray 6-8 inches from surface; rub with brush, sponge or cloth. Do not breathe spray mist.

Treated surfaces must remain wet for 10 minutes. Allow to air dry.

Prepare a fresh solution at least daily or sooner if use-solution becomes visibly dirty.

Ultrasonic Bath Disinfectant Directions: Use (this product or product name) to disinfect hard non-porous non-critical objects compatible with Ultrasonic cleaning units. Pour fresh solution at 1 ounce of (this product or product name) per gallon of water directly into bath chamber. Pre-clean heavily soiled objects. Place objects into unit and operate for a minimum of 10 minutes, according to the manufacturer's directions. Remove objects and wash with sterile water (sterile water for injection) or allow to air dry. Prepare fresh solution for each use.

Disinfection of Hard Non-Porous Surfaces in Whirlpool Units: After using the whirlpool unit, drain and refill with fresh water to just cover the intake valve. Add 1 ounce of (this product or product name) for each gallon of fresh water added. Start the pump to circulate the solution. Wash down the unit sides, seat of the chair, lift and any/all related equipment with a clean swab, brush or sponge. Treated surfaces must remain wet for 10 minutes. After the unit has been thoroughly cleaned, drain the solution from the unit and rinse any/all cleaned surfaces with fresh water. Repeat for heavy soiled units.

Disinfection of Barber/Salon Tools Directions: Immerse pre-cleaned barber/salon tools (combs, brushes, razors, manicure/pedicure tools, clippers, scissors, trimmer blades) in a use-solution (or equivalent dilution) of 1 ounce of (this product or product name) per gallon of water for at least 10 minutes. Rinse instruments thoroughly and dry before reuse. A fresh use-solution must be prepared daily or more often if the use-solution becomes (visibly dirty) (contaminated) (cloudy). **NOTE:** Plastics may remain immersed until ready to use. Stainless steel shears and instruments must be removed from the use-solution after 10 minutes, rinsed, dried and kept in a clean, non-contaminated receptacle. Prolonged immersion may cause damage to stainless steel or metal instruments.

MILDEWSTAT - To control mold and mildew (*Aspergillus niger*) and the odors they cause on pre-cleaned, hard, non-porous inanimate surfaces add 1 ounce of (this product or product name) per gallon of water. Apply solution with a cloth, mop, sponge or hand pump trigger sprayer making sure to wet all surfaces completely. Let air dry. Prepare a fresh solution for each use. Repeat application at weekly intervals or when mildew growth appears.



11
16

To Control Mold and Mildew on Large, Inflatable, Non-Porous Plastic and Rubber Structures (animals, promotional items, moonwalk, slides, obstacle course play equipment, exercise equipment, and wrestling mats): Thoroughly clean all surfaces with soap or detergent and rinse with water. Saturate surfaces with a use-solution of 4 ounces of this product (product name) per 4 gallons of water (1 ounce per gallon of water) (850 ppm active quaternary) (or equivalent dilution) for a period of 10 minutes. Ventilate buildings and other closed spaces. Do not use equipment until treatment has been absorbed, set or dried.

GENERAL CLEANING – Apply (this product or product name) to soiled area with a mop, cloth, sponge, hand pump trigger sprayer or low pressure coarse sprayer. (This product or product name) can be diluted at 1 ounce per gallon or applied at full strength. Thoroughly wet soiled surface and scrub as necessary.

DEODORIZATION - To deodorize, apply (this product or product name) as indicated under the heading DISINFECTION.

(Not for use in California)

WATER AND SMOKE DAMAGE RESTORATION AGAINST ODOR-CAUSING BACTERIA AND FUNGI FOR INSTITUTIONAL, INDUSTRIAL AND HOSPITAL USE

(This product or product name) is particularly suitable for use in water damage restoration situations against odor causing bacteria on the following porous and semi-porous materials: carpets, carpet cushion, sub floors, drywall, trim, and frame lumber, tackless strip and paneling. Mix 1 ounce of (this product or product name) per gallon of water, saturate affected materials with enough use-solution to remain wet for at least 10 minutes. Use proper ventilation.

Sewer backup & river flooding: During mitigation procedures, dilute 1 to 2 ounces of (this product or product name) per gallon of water allowing for the diluting effect of absorbed water within saturated materials. Remove gross filth or heavy soil along with non-salvageable materials. Saturate all affected areas with a sprayer using a coarse spray tip, before and after cleaning and extraction.

For Cleaning of Carpets, carpet cushions and other porous materials such as sub floors, drywall, trim and frame lumber, tackless strip and paneling: For water damage from a clean water source, extract excess water. Test hidden area for colorfastness. Mix 1 to 2 ounces of (this product or product name) per gallon of water, allowing for the diluting effect of absorbed water within saturated materials. Remove gross filth or heavy soil. Apply directly with a sprayer using a coarse spray tip, to fully saturate affected materials. Roll, brush or agitate into materials and allow the materials to remain damp for 10 minutes. Follow with a thorough extraction. Dry rapidly and thoroughly.

Special Instructions for Cleaning Carpet Against Odor Causing Bacteria: (This product or product name) may be used in industrial and institutional areas: motels and hotels, nursing homes, schools and hospitals. For use on wet cleanable synthetic fibers, do not use on wool. Vacuum carpet thoroughly prior to cleaning. Test fabric for colorfastness.

For portable extraction units: Mix 1 ounce of (this product or product name) per gallon of water.

For truck mounted extraction machines: Mix 24 ounces of (this product or product name) per gallon of water and meter at 4 gallons per hour.

For rotary floor machines: Mix 2 ounces of (this product or product name) per gallon of water and apply at the rate of 300-500 sq. ft. per gallon.

Do not mix (this product or product name) with other cleaning products. Follow the cleaning procedures as specified by the manufacturer of the cleaning equipment. After using this product, set the carpet pile and protect the carpet from furniture legs and bases while drying. Do not over wet. If applied to stain resistant nylon carpet, apply a fabric protector according to the carpet manufacturer's directions.

Carpet Deodorizer against Odor-Causing Bacteria for Institutional, Industrial and Hospital Use: (This product or product name) deodorizes the carpet by controlling/reducing the growth of odor-causing bacteria. It can be used in industrial and institutional areas: motels, hotels chains, nursing homes and hospitals.

Vacuum carpet thoroughly prior to application. Mix 1 ounce of (this product or product name) per gallon of water. Follow the Injection and/or Extraction procedures as specified for any conventional steam cleaning equipment you are using. For rotary floor machines, mix 2 ounces per gallon of water and spray on carpet at a rate of 300-500 sq. ft. per gallon.

For use on washable synthetic fibers. Do not use on wool. Test colorfastness of carpet before use. Apply diluted product to a small concealed spot, then rub with a clean white cloth. If color changes or transfers to cloth, a water-based product should not be used.

After using the product, set carpet pile in one direction with a stiff brush. Place aluminum foil under the legs of furniture while carpet is drying. Over-wetting can cause carpet to shrink. Manufacturer assumes no responsibility for over-wetting misuse.

Note: This product must not be mixed with other cleaning products.

12
16

(Not for use in California.)

Smoke Damage Restoration: (This product or product name) is effective against odor causing bacteria and fungi in institutional, industrial and medical premises. (This product or product name) is particularly suitable for use in smoke damage restoration situations against odor causing bacteria on the following porous and semi-porous materials: carpets, carpet cushion, sub floors, drywall, trim and frame lumber, tackless strip and paneling. Follow directions as outlined in the Water Damage Restoration section. Using solutions, saturate affected materials with enough product to remain wet for at least 10 minutes. Use proper ventilation.

The following language is required for products supplied with supplemental labeling: inserts, hang tags and reference sheets.

The following language is required to appear on inserts, hangtags and reference sheets:

It is a violation of Federal Law to use this product in a manner inconsistent with its labeling. Labeling must be in the possession of the user at the time of using the product. See container label for FIRST AID and PRECAUTIONARY STATEMENTS and complete DIRECTIONS for USE before applying. Use of this product is subject to the precautions and limitations imposed by the label affixed to the container for this product.

The following language is required to appear on the container label:

See (insert) (hangtag) (reference sheet) for (complete) (additional) information.

PRECAUTIONARY STATEMENTS

HAZARDS TO HUMANS AND DOMESTIC ANIMALS.

ANGER

KEEP OUT OF REACH OF CHILDREN. CORROSIVE. Causes irreversible eye damage and skin burns. Do not get in eyes, on skin or on clothing. May be fatal if absorbed through skin. Harmful if swallowed. Wear goggles or face shield, rubber gloves, and protective clothing. Remove contaminated clothing and wash before reuse. Wash thoroughly with soap and water after handling and before eating, drinking, chewing gum, using tobacco or using the toilet.

ENVIRONMENTAL HAZARDS

(for containers 5 gallons or greater)

This product is toxic to fish. Do not discharge effluent containing this product into lakes, streams, ponds, estuaries, oceans or other waters unless in accordance with the requirements of a National Pollutant Discharge Elimination System (NPDES) permit and the permitting authority has been notified in writing prior to discharge. Do not discharge effluent containing this product to sewer systems without previously notifying the local sewage treatment plant authority. For guidance contact your State Water Board or Regional Office of the EPA.

STORAGE AND DISPOSAL

DO NOT CONTAMINATE WATER, FOOD, OR FEED BY STORAGE OR DISPOSAL.

PESTICIDE STORAGE - Store in a dry place no lower in temperature than 50°F or higher than 120°F.

CONTAINER HANDLING – Nonrefillable container. Do not reuse or refill this container. Offer for recycling if available or puncture and dispose of in a sanitary landfill, or by incineration, or, if allowed by state and local authorities, by burning. If burned, stay out of smoke.

(For containers 5 gallons or less)

Triple rinse container promptly after emptying. Triple rinse as follows: Empty the remaining contents into application equipment or a mix tank and drain for 10 seconds after the flow begins to drip. Fill the container ¼ full with water and recap. Shake for 10 seconds. Pour rinsate into application equipment or a mix tank or store rinsate for later use or disposal. Drain for 10 seconds after the flow begins to drip. Repeat this procedure two more times.

(For containers greater than 5 gallons)

Triple rinse container promptly after emptying. Triple rinse as follows: Empty remaining contents into application equipment or a mix tank. Fill the container ¼ full with water. Replace and tighten closures. Tip container on its side and roll it back and forth, ensuring at least one complete revolution, for 30 seconds. Stand the container on its end and tip it back and forth several times. Empty the rinsate into application equipment or a mix tank or store rinsate for later use or disposal. Repeat this procedure two more times.

For containers 2 gallons or less with a one-way opening that doesn't allow containers to be reused: Nonrefillable container. Do not reuse or refill this container. Replace cap and discard in trash. Offer for recycling if available.

13
16

(For household/residential products only)

CONTAINER HANDLING – Nonrefillable container. Do not reuse or refill this container. Place in trash or offer for recycling if available.

PACKET DISPOSAL - Do not reuse; discard empty container and put in trash.

PESTICIDE DISPOSAL - Pesticide wastes are acutely hazardous. Improper disposal of excess pesticide, spray mixture, or rinsate is a violation of Federal Law. If these wastes cannot be disposed of by use according to label instructions, contact your State Pesticide or Environmental Control Agency, or the Hazardous Waste representative at the nearest EPA Regional Office for guidance.



14
16

(1, 2, 3 or 4) OUNCE PACKET LABEL TO BE USED WITH MASTER CONTAINER LABEL:

MIX EACH PACKET WITH (1,2,3,4) GALLONS OF WATER

BTC[®] 885 NEUTRAL DISINFECTANT CLEANER-128

E.P.A. Reg. No. 1839-166
E.P.A. Est. No. 1839-IL-1

NET CONTENTS: (1,2,3,4) FLUID OZ.

ACTIVE INGREDIENTS:

Octyl Decyl Dimethyl Ammonium Chloride	3.255%
Didecyl Dimethyl Ammonium Chloride	1.628%
Dioctyl Dimethyl Ammonium Chloride	1.628%
Alkyl (C ₁₄ , 50%; C ₁₂ , 40%; C ₁₆ , 10%)	
dimethyl benzyl ammonium chloride	4.339%
(INERT) (OTHER) INGREDIENTS	89.150%
TOTAL	100.000%

KEEP OUT OF REACH OF CHILDREN

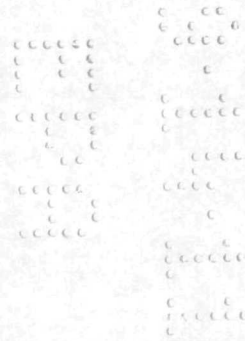
DANGER

SEE OUTER CONTAINER FOR PRECAUTIONARY STATEMENTS AND USE DIRECTIONS

DISPOSAL: Do not reuse container. Wrap and put in trash collection.

STEPAN COMPANY

22 W. Frontage Rd.
Northfield, IL 60093



15
16

(Optional Text) Organisms Listed on Label

ORGANISM	ATCC No.
Bactericidal Activity:	
Ampicillin resistant <i>Acinetobacter baumannii</i> (clinical isolate – Fairfax Hospital)	
Bactrim resistant <i>Acinetobacter baumannii</i> (clinical isolate – Fairfax Hospital)	
<i>Bordetella bronchiseptica</i>	31437
Cefazolin resistant <i>Acinetobacter baumannii</i> (clinical isolate – Fairfax Hospital)	
Ceftazidime resistant <i>Acinetobacter baumannii</i> (clinical isolate – Fairfax Hospital)	
Ceftriaxone resistant <i>Acinetobacter baumannii</i> (clinical isolate – Fairfax Hospital)	
Ciprofloxacin resistant <i>Acinetobacter baumannii</i> (clinical isolate – Fairfax Hospital)	
Community Associated Methicillin resistant <i>Staphylococcus aureus</i> (CA-MRSA) (NRS 123 Genotype USA400)	
Community Associated Methicillin resistant <i>Staphylococcus aureus</i> (CA-MRSA) (NRS 384 Genotype USA300)	
<i>Corynebacterium ammoniagenes</i>	6871
<i>Enterobacter aerogenes</i>	13048
<i>Enterobacter cloacae</i>	23355
<i>Enterobacter cloacae</i> (clinical isolate)	
<i>Enterococcus faecalis</i>	19433
<i>Enterococcus faecalis</i> (clinical isolate)	
<i>Escherichia coli</i>	11229
<i>Escherichia coli</i> (clinical isolate)	
<i>Escherichia coli</i> O111:H8	BAA-184
<i>Fusobacterium necrophorum</i>	27852
Gentamicin resistant <i>Acinetobacter baumannii</i> (clinical isolate – Fairfax Hospital)	
<i>Klebsiella pneumoniae</i> subsp. <i>pneumoniae</i>	13883
<i>Lactobacillus casei</i> subsp. <i>rhannosus</i>	7469
<i>Listeria monocytogenes</i>	35152
Levofloxacin resistant <i>Acinetobacter baumannii</i> (clinical isolate – Fairfax Hospital)	
Methicillin resistant <i>Staphylococcus aureus</i> (MRSA)	33592
<i>Pasteurella multocida</i>	7707
<i>Proteus mirabilis</i>	9921
<i>Proteus mirabilis</i>	25933
<i>Proteus vulgaris</i>	13315
<i>Pseudomonas aeruginosa</i>	15442
<i>Pseudomonas</i> sp. (<i>Pseudomonas fluorescens</i>) (Mummy Disease)	15916
<i>Pseudomonas tolaasii</i>	33618
<i>Salmonella enterica</i> subsp. <i>enterica</i> serotype <i>choleraesuis</i>	10708
<i>Salmonella enterica</i> subsp. <i>enterica</i> serotype <i>paratyphi</i> B	8759
<i>Salmonella enterica</i> subsp. <i>enterica</i> serotype <i>pullorum</i>	9120
<i>Salmonella enterica</i> subsp. <i>enterica</i> serotype <i>typhi</i>	6539
<i>Salmonella enterica</i> subsp. <i>enterica</i> serotype <i>typhimurium</i>	14028
<i>Salmonella enterica</i> subsp. <i>enterica</i> serotype <i>enteritidis</i>	13076
<i>Serratia marcescens</i>	8100
<i>Shigella dysenteriae</i>	12180
<i>Shigella flexneri</i> Type 2b	12022
<i>Shigella sonnei</i>	25931
<i>Staphylococcus aureus</i>	6538
<i>Staphylococcus aureus</i> (clinical isolate)	
<i>Staphylococcus aureus</i> subsp. <i>aureus</i>	33592
<i>Staphylococcus epidermidis</i>	29641
<i>Staphylococcus epidermidis</i> (clinical isolate)	
<i>Streptococcus pyogenes</i> (Clinical - Flesh Eating Strain BIRD M3)	
<i>Streptococcus pyogenes</i> Group A	19615
Tobramycin resistant <i>Acinetobacter baumannii</i> (clinical isolate – Fairfax Hospital)	
Vancomycin intermediate resistant <i>Staphylococcus aureus</i> (VISA)	
Vancomycin resistant <i>Enterococcus faecalis</i> (VRE)	51575
<i>Xanthamonas maltophilia</i> (clinical isolate)	
Virucidal Activity:	
Avian Influenza A Virus	
Bovine Rhinotracheitis	VR-188
Bovine Viral Diarrhea Virus (BVDV)	
Canine Distemper Virus	VR-128
Feline Leukemia	VR-717
Feline Picornavirus	VR-649
Hepatitis B virus (HBV)	
Hepatitis C virus (HCV)	
Herpes Simplex Type 1	VR-260
Herpes Simplex Type 2	VR-734
HIV-1	
HIV-2	
Human Coronavirus	VR-710
Influenza A ₂ /Hong Kong	VR-544
Pandemic 2009 H1N1 Influenza A Virus	

- continued on next page -

(Optional Text) Organisms Listed on Label (continued)

ORGANISM	ATCC No.
Virucidal Activity:	
Paramyxovirus	VR-1438
Porcine Respiratory & Reproductive Syndrome Virus (PRRSV)	
Pseudorabies	VR-135
Rabies Virus	
Rotavirus	VR-899
SARS associated Coronavirus	
Vaccinia	VR-119
Fungicidal Activity:	
Candida albicans	10231
Trichophyton mentagrophytes	9533
Mildewstat Activity:	
Aspergillus niger	6275