

1839-152

01/11/2010

115

UNITED STATES ENVIRONMENTAL PROTECTION AGENCY

UNITED STATES ENVIRONMENTAL PROTECTION AGENCY
WASHINGTON, D.C. 20460



Office of Pesticide Programs

Mr. Thomas W. Isaac
Senior, Regulatory Specialist
Stepan Company
22 W. Frontage Rd.
Northfield, IL. 60093

JAN 11 2010

Subject: Product Name: Cyanamic 126 Cynatizer
EPA Registration No.: 1839-152
Notification Date: October 13, 2009
EPA Receipt Date: October 13, 2009
Submission #: 860250

Dear Mr. Isaac,

This letter acknowledges receipt of your material submitted under the provision of FIFRA section 3(c)9 and PR Notice 98-10.


Label amendment to propose the following name change to:

- BTC 1010 7.5% Solution

General Comments

Based on a review of the submitted materials, your label amendment is found to be acceptable. A copy has been placed in our records for future reference.

Should you have any questions or comments concerning this letter, please contact Velma Noble, PM Team 31 at (703) 308-6233 or Jamil Mixon at (703) 308-8032.

Sincerely,

Velma Noble
Product Manager, Team 31
Regulatory Management Branch
Antimicrobials Division (7510P)

CONCURRENCES							
SYMBOL							
SURNAME							
DATE							

BTC[®] 1010 7.5% SOLUTION

DISINFECTANT
FUNGICIDE (against pathogenic fungi)

SANITIZER
DEODORIZER

ACTIVE INGREDIENT	
Didecyl dimethyl ammonium chloride.....	7.5%
INERT INGREDIENTS	<u>92.5%</u>
Total	100.0%

KEEP OUT OF REACH OF CHILDREN
DANGER

See side panel for additional precautionary statements.

EPA REG. NO. 1839-152
EPA EST. NO. 1839-IL-01

STEPAN COMPANY
22 West Frontage Road
Northfield, IL 60093

NET CONTENTS


(center panel)

Notification 02/04/05 amend 10-13-2009

ACCEPTED

JAN 11 2010

Under the Federal Insecticide, Fungicide, and
Rodenticide Act as amended, for the
pesticide registered under
EPA Reg. No. 1839-152



DIRECTIONS FOR USE

It is a violation of Federal Law to use this product in a manner inconsistent with its labeling.

BTC® 1010 7.5% Solution is designed specifically for hospitals, nursing homes and other health care institutions, schools, food processing plants, dairies, restaurants, bars, animal quarters, poultry equipment, kennels and institutions where disinfection, sanitization and deodorization is of prime importance.

When used as directed, this product is formulated to disinfect pre-cleaned inanimate, hard, non-porous surfaces: walls, floors, sink tops, tables, countertops, bathing areas, lavatories, bed frames, chairs, garbage pails, stainless steel surfaces, plastic surfaces, metal surfaces and telephones.

This product deodorizes those areas which generally are hard to keep fresh smelling, such as garbage storage areas, empty garbage bins and cans, pet areas, and other areas which are prone to odors caused by microorganisms.

In addition, this product will sanitize previously cleaned and rinsed non-porous food contact surfaces such as food processing equipment, dairy equipment, food utensils, dishes, silverware, glasses, sink tops, countertops, and refrigerated storage and display equipment. This product can also be used to sanitize the udders, flanks, and teats of dairy cows.

(For labels that list medical premises and metal and/or stainless steel surfaces, one of the following statements must be used:)
This product is not to be used as a terminal sterilant/high-level disinfectant on any surface or instrument that (1) is introduced directly into the human body either into or in contact with the bloodstream or normally sterile areas of the body, or (2) contacts intact mucous membranes but which does not ordinarily penetrate the blood barrier or otherwise enter normally sterile areas of the body.

OR
This product is not for use on critical and semi-critical medical device surfaces.

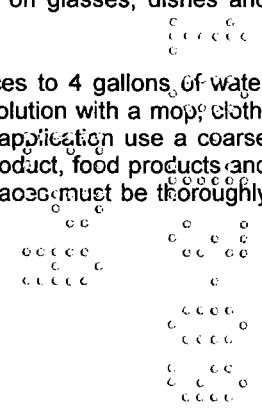
DISINFECTION - To disinfect pre-cleaned, inanimate, hard, non-porous surfaces, apply this product with a cloth, mop, hand pump trigger sprayer or low pressure coarse spray device so as to wet all surfaces thoroughly. Allow treated surfaces to remain wet for 10 minutes. Prepare a fresh solution for each use or when the use solution becomes visibly dirty.

GENERAL DISINFECTION - Add 2 ounces of this product per 4 gallons of water for effective disinfection against *Staphylococcus aureus* and *Salmonella choleraesuis*.

HOSPITAL DISINFECTION - Add 3.5 ounces of this product per 4 gallons of water for effective disinfection against *Pseudomonas aeruginosa*.

To disinfect food service establishment or restaurant food contact surfaces: countertops, outside of appliances and tables, add 3.5 ounces of this product per 4 gallons (0.88 ounce per gallon) of water. For heavily soiled areas, a pre-cleaning step is required. Apply solution with a cloth, sponge, or hand pump trigger sprayer so as to wet all surfaces thoroughly. Allow the surface to remain wet for 10 minutes, then remove excess liquid and rinse the surface with potable water. For sprayer application use a coarse spray. Before using this product, food products and packaging materials must be removed from the area or carefully protected. Do not use on glasses, dishes and utensils.

To disinfect food-processing premises: floors, walls and storage areas, add 3.5 ounces to 4 gallons of water (0.88 ounce per gallon). For heavily soiled areas, a pre-cleaning step is required. Apply solution with a mop, cloth, sponge or hand pump trigger sprayer so as to wet all surfaces thoroughly. For sprayer application use a coarse spray. Allow to remain wet for 10 minutes, then remove excess liquid. Before using this product, food products and packaging materials must be removed from area or carefully protected. After use, all surfaces must be thoroughly rinsed with potable water.



DISINFECTION OF POULTRY EQUIPMENT, ANIMAL QUARTERS AND KENNELS - For disinfection of pre-cleaned poultry equipment (brooders, watering founts, and feeding equipment) and other animal quarters (such as stalls and kennel areas) apply a solution of 2 ounces of this product per 4 gallons of water with a mop, cloth or brush. Remove all poultry and feeds from premises, trucks, coops, and crates. Remove all litter and droppings from floors, walls, and surfaces of facilities occupied or traversed by poultry. Empty all troughs, racks and other feeding and watering appliances. Thoroughly clean all surfaces with soap or detergent and rinse with water. Saturate surfaces with the recommended disinfecting solution for a period of 10 minutes. Ventilate buildings, coops, and other closed spaces. Do not house poultry or employ equipment until treatment has been absorbed, set or dried. Thoroughly scrub treated feed racks, troughs, automatic feeders, fountains, and waterers with soap or detergent, and rinse with potable water before reuse.

ALL TREATED EQUIPMENT THAT WILL CONTACT FEED OR DRINKING WATER MUST BE RINSED WITH POTABLE WATER BEFORE USE.

FUNGICIDAL ACTIVITY – Follow **DISINFECTION** directions. At 2 ounces per gallon of water, this product is fungicidal against the pathogenic fungi, Trichophyton mentagrophytes (Athlete's Foot Fungus), when used as directed on hard surfaces found in bathrooms, shower stalls, locker rooms, exercise facilities or other clean, non-porous, hard surfaces commonly contacted by bare feet.

SANITIZATION - Recommended for use in restaurants, dairies, food processing plants, and bars. When used as directed, this product is an effective sanitizer against Escherichia coli and Staphylococcus aureus.

Remove all gross food particles and soil from areas which are to be sanitized with a good detergent, pre-flush, pre-soak or pre-scrape treatment. Rinse with a potable water rinse. To sanitize pre-cleaned and potable water-rinsed, non-porous, food contact surfaces, prepare a 150 ppm active quaternary solution by adding 1 ounce of this product per 4 gallons of water. Surfaces should remain wet for at least 1 minute followed by adequate draining and air drying. Fresh solution should be prepared daily or when the solution becomes visibly dirty. For mechanical application, use solution may not be reused for sanitizing applications.


To sanitize immobile items such as tanks, chopping blocks, counter tops, sink tops, refrigerated storage and display equipment, flood the area with a 150 ppm active quaternary solution for at least 60 seconds making sure to wet all surfaces completely, followed by adequate draining and air drying.

To sanitize mobile items such as drinking glasses, eating and cooking utensils, and other similarly sized food processing equipment, immerse in a 150 ppm active quaternary solution for at least 60 seconds, making sure to immerse completely, followed by removing from use dilution, adequate draining, and air drying.

When used for sanitization of previously cleaned food equipment or food contact items, limit the active quaternary to 150 ppm. **NO POTABLE WATER RINSE IS REQUIRED.**

This product is an effective sanitizer when diluted in water up to 1000 ppm hardness (as CaCO₃).

Udders, flanks, and teats of dairy cows: Sanitize by washing with a solution of 1 ounce of this product per 4 gallons of warm water. No potable water rinse is required. Use a fresh towel for each cow. Avoid contamination of sanitizing solution by dirt and soil. Do not dip used towel back into sanitizing solution. When solution becomes visibly dirty, discard and provide a fresh solution.



**PRECAUTIONARY STATEMENTS
HAZARDS TO HUMANS AND DOMESTIC ANIMALS
DANGER**

KEEP OUT OF REACH OF CHILDREN. CORROSIVE. Causes irreversible eye damage and skin burns. May be fatal if absorbed through skin. Harmful if swallowed. Harmful if inhaled. Avoid breathing spray mist. Do not get in eyes, on skin, or on clothing. Wear goggles or face shield, rubber gloves and protective clothing when handling. Wash thoroughly with soap and water after handling and before eating, drinking or using tobacco. Remove contaminated clothing and wash before reuse.

FIRST AID

Have the product container or label with you when calling a poison control center or doctor, or going for treatment.

If in Eyes: Hold eye open and rinse slowly and gently with water for 15-20 minutes. Remove contact lenses, if present, after the first 5 minutes, then continue rinsing eye. Call poison control center or doctor for treatment advice.

If on Skin or Clothing: Take off contaminated clothing. Rinse skin immediately with plenty of water for 15-20 minutes. Call a poison control center or doctor for treatment advice.

If Swallowed: Call a poison control center or doctor immediately for treatment advice. Have a person sip a glass of water if able to swallow. Do not induce vomiting unless told to do so by a poison control center or doctor. Do not give anything by mouth to an unconscious person.

If Inhaled: Move person to fresh air. If person is not breathing, call 911 or an ambulance, then give artificial respiration, preferably mouth-to-mouth, if possible. Call a poison control center or doctor for further treatment advice.

(OPTIONAL): You may contact XXX/XXX-XXX for emergency medical treatment information.

NOTE TO PHYSICIAN

Probable mucosal damage may contraindicate the use of gastric lavage.

(Note: If container size is 5 gallons or greater, the following Environmental Hazards statement must be used.)

ENVIRONMENTAL HAZARDS

This product is toxic to fish. Do not discharge effluent containing this product into lakes, streams, ponds, estuaries, oceans or other waters unless in accordance with the requirements of a National Pollutant Discharge Elimination System (NPDES) permit and the permitting authority has been notified in writing prior to discharge. Do not discharge effluent containing this product to sewer systems without previously notifying the local sewage treatment plant authority. For guidance contact your State Water Board or Regional Office of the EPA.

STORAGE AND DISPOSAL

DO NOT CONTAMINATE WATER, FOOD, OR FEED BY STORAGE OR DISPOSAL.

PESTICIDE STORAGE - Store in a dry place no lower in temperature than 50°F or higher than 120°F.

CONTAINER DISPOSAL - Do not reuse empty container. Triple rinse empty container with water. Return metal drum then offer for reconditioning or puncture and dispose of in a sanitary landfill, or by other procedures approved by State and local authorities. Plastic containers may be disposed of in a sanitary landfill, incinerated, or if allowed by local authorities, by burning. If burned, stay out of smoke.

For containers 1 gallon or less: Do not reuse empty container. Rinse thoroughly before discarding in trash.

PESTICIDE DISPOSAL - Pesticide wastes are acutely hazardous. Improper disposal of excess pesticide, spray mixture, or rinsate is a violation of Federal Law. If these wastes cannot be disposed of by use according to label instructions, contact your State Pesticide or Environmental Control Agency, or the Hazardous Waste representative at the nearest EPA Regional Office for guidance.

