



## OFFICE OF CHEMICAL SAFETY AND POLLUTION PREVENTION

WASHINGTON, D.C. 20460

May 21, 2024

Adam Pyle  
Senior Regulatory Specialist for,  
Stepan Company  
Electronic Transmittal: [APyle@Stepan.com]

Subject: Notification per PRN 98-10 – Add a description of the action here  
Product Name: NP 12.5 DETERGENT/DISINFECTANT  
EPA Registration Number: 1839-80  
Received Date: 10/10/2023  
Action Case Number: 00488955

Dear Mr. Pyle:

The Agency is in receipt of your Application for Pesticide Notification under Pesticide Registration Notice (PRN) 98-10 for the above referenced product. The Antimicrobials Division (AD) has conducted a review of this request for its applicability under PRN 98-10 and finds that the action requested falls within the scope of PRN 98-10.

The label submitted with the application has been stamped “Notification” and will be placed in our records.

Should you wish to add/retain a reference to the company’s website on your label, then please be aware that the website becomes labeling under the Federal Insecticide Fungicide and Rodenticide Act and is subject to review by the Agency. If the website is false or misleading, the product would be misbranded and unlawful to sell or distribute under FIFRA section 12(a)(1)(E). 40 CFR 156.10(a)(5) lists examples of statements EPA may consider false or misleading. In addition, regardless of whether a website is referenced on your product’s label, claims made on the website may not substantially differ from those claims approved through the registration process. Therefore, should the Agency find or if it is brought to our attention that a website contains false or misleading statements or claims substantially differing from the EPA approved registration, the website will be referred to the EPA’s Office of Enforcement and Assurance.

Page 2 of 2  
EPA Reg. No. 1839-80  
Action Case Number: 00488955

If you have you have any questions, you may contact Karen M. Leavy at (202)-566-0668 or via email at [Leavy.Karen@epa.gov](mailto:Leavy.Karen@epa.gov).

Sincerely,

A handwritten signature in dark ink, appearing to read "Karen M. Leavy". The signature is written in a cursive, flowing style.

Luisa Samalot-Freire  
Product Manager 31  
Regulatory Management Branch I  
Antimicrobials Division (7510P)  
Office of Pesticide Programs

# NP 12.5 Detergent/Disinfectant

## FRONT PANEL

### NOTIFICATION

1839-80

The applicant has certified that no changes, other than those reported to the Agency have been made to the labeling. The Agency acknowledges this notification by letter dated:

05/21/2024

### ACTIVE INGREDIENTS

n-Alkyl (60% C<sub>14</sub>, 30% C<sub>16</sub>, 5% C<sub>12</sub>, 5% C<sub>18</sub>)  
dimethyl benzyl ammonium chloride .....6.25%  
n-Alkyl (68% C<sub>12</sub>, 32% C<sub>14</sub>) dimethyl  
ethylbenzyl ammonium chloride .....6.25%

**INERT INGREDIENTS** .....87.50%  
Total 100.00%

## KEEP OUT OF REACH OF CHILDREN DANGER

{Note to Reviewer: Except where noted in accordance with 40 CFR 156.68(d), the following first aid statements, as prescribed, will appear on the front panel of the product label.}

| FIRST AID  |   |
|--|---|
| Have the product container or label with you when calling a poison control center or doctor, or going for treatment. |   |
| If in eyes:  | <ul style="list-style-type: none"><li>Hold eye open and rinse slowly and gently with water for 15-20 minutes.</li><li>Remove contact lenses, if present, after the first 5 minutes, then continue rinsing eye.</li><li>Call a poison control center or doctor for treatment advice.</li></ul> |
| If on skin or clothing:  | <ul style="list-style-type: none"><li>Take off contaminated clothing.</li><li>Rinse skin immediately with plenty of water for 15-20 minutes.</li><li>Call a poison control center or doctor for treatment advice.</li></ul>   |
| (OPTIONAL) You may contact 1-800-424-9300 (xxx/xxx-xxxx) for emergency medical treatment information.                |   |

NOTE TO PHYSICIAN: Probable mucosal damage may contraindicate the use of gastric lavage.

{Note to reviewer: Where feasible, all first aid statements should all appear on the front panel. For products packaged in smaller outer containers, where space does not feasibly allow all first aid statements to be placed, the categories above must be placed on the front panel and the additional first aid statements as noted in the full first aid statement table may be placed on an alternate panel or collateral labeling with an appropriate referral statement as noted below.}

See [(side)(back)(left)(right)(inside)(below) panel(s)(booklet)(insert)] for (additional first aid) (precautionary statements) (and) (directions for use).

## FRONT, BACK, OR SIDE PANEL

EPA REG. NO. 1839-80

EPA EST. NO. (as indicated on container) (Lot code may designate establishment number.)

NET CONTENTS(:) XXX (FL OZ)(PT)(QT)(GAL)(mL)(L)

STEPAN COMPANY

22 W. Frontage Rd. Northfield, IL 60093

Bracketed information is denoted as: {insert as noted}, ( optional text ), [ required qualifier ], <note>.  
The term "this product" used throughout this document may be replaced with the marketed product brand name.  
The term "x" is a place holder for numerical digits.  
Punctuation and plural/singular word forms may be adjusted to allow for grammatical correctness.  
Appropriate metric or imperial unit may be added as optional, supplemental information.

## **PRECAUTIONARY STATEMENTS**

### **PRECAUTIONARY STATEMENTS HAZARDS TO HUMANS AND DOMESTIC ANIMALS DANGER**

KEEP OUT OF REACH OF CHILDREN. CORROSIVE. Causes irreversible eye damage and skin burns. May be fatal if absorbed through skin. Harmful if swallowed. Do not get in eyes, on skin or on clothing. Wear goggles or face shield, rubber gloves, and protective clothing. Remove contaminated clothing and wash clothing before reuse. Wash thoroughly with soap and water after handling and before eating, drinking or using tobacco.

| <b>FIRST AID</b>  |   |
|---|---|
| Have the product container or label with you when calling a poison control center or doctor or going for treatment. |   |
| <b>If in eyes:</b>  | <ul style="list-style-type: none"><li>• Hold eye open and rinse slowly and gently with water for 15-20 minutes.</li><li>• Remove contact lenses, if present, after the first 5 minutes, then continue rinsing eye.</li><li>• Call a poison control center or doctor for treatment advice.</li></ul>   |
| <b>If on skin or clothing:</b>  | <ul style="list-style-type: none"><li>• Take off contaminated clothing.</li><li>• Rinse skin immediately with plenty of water for 15-20 minutes.</li><li>• Call a poison control center or doctor for treatment advice.</li></ul>   |
| <b>If swallowed:</b>  | <ul style="list-style-type: none"><li>• Call a poison control center or doctor immediately for treatment advice.</li><li>• Have person sip a glass of water if able to swallow.</li><li>• Do not induce vomiting unless told to do so by the poison control center or doctor.</li><li>• Do not give anything by mouth to an unconscious person.</li></ul> |
| <b>If inhaled:</b>  | <ul style="list-style-type: none"><li>• Move person to fresh air.</li><li>• If person is not breathing, call 911 or an ambulance then give artificial respiration, preferably by mouth-to-mouth, if possible.</li><li>• Call a poison control center or doctor for further treatment advice.</li></ul>  |
| (OPTIONAL) You may contact 1-800-424-9300 (xxx/xxx-xxxx) for emergency medical treatment information.               |   |

*<Required for product supplied in containers of 5 gallons or greater>*

### **ENVIRONMENTAL HAZARDS**

This pesticide is toxic to fish. Do not discharge effluent containing this product into lakes, streams, ponds, estuaries, oceans or other waters unless in accordance with the requirements of a National Pollutant Discharge Elimination System (NPDES) permit and the permitting authority has been notified in writing prior to discharge. Do not discharge effluent containing this product to sewer systems without previously notifying the local sewage treatment plant authority. For guidance contact your State Water Board or Regional Office of the EPA.

### **MICRO-ORGANISMS**

This product has been tested and found to be efficacious against the following micro-organisms on hard, non-porous surfaces when used in accordance with the directions for use:

| <b>ORGANISM</b>                 | <b>STRAIN ID</b> |
|---------------------------------|------------------|
| <b>Bactericidal Activity:</b>   |                  |
| Pseudomonas aeruginosa (PRD 10) | 15442            |
| Staphylococcus aureus           | 6538             |
| Salmonella enterica             | 10708            |
| Brevibacterium ammoniagenes     | 6871             |
| Klebsiella aerogenes            | 13048            |
| Escherichia coli                | 11229            |
| Streptococcus faecalis          | 10541            |
| Klebsiella pneumoniae           | 4352             |
| Streptococcus salivarius        | 9222             |
| Salmonella schottmuelleri       | 8759             |
| Shigella dysenteriae            | 12180            |

Bracketed information is denoted as: {insert as noted}, ( optional text ), [ required qualifier ], <note>.

The term "this product" used throughout this document may be replaced with the marketed product brand name.

The term "x" is a place holder for numerical digits.

Punctuation and plural/singular word forms may be adjusted to allow for grammatical correctness.

Appropriate metric or imperial unit may be added as optional, supplemental information.

|  |                        |              |
|--|------------------------|--------------|
| <b>Virucidal Activity:</b>                                   |                        |              |
| Adenovirus Type 5  | Gibraltar Labs         | (H Ep. 2)    |
| Herpes Simplex Virus Type 1                                  | Sabin                  | (WI-38)      |
| Human Immunodeficiency Virus Type 1 (HIV-1)                  | HTLV-III <sub>RF</sub> |              |
| Influenza A <sub>2</sub> Virus (a virus that causes the flu) | ATCC                   | VR-100       |
| H1N1 Influenza A Virus                                       | ATCC                   | VR-1469      |
| Vaccinia Virus (taxonomically related to pox virus)          | Wyeth                  | (WI-39)      |
| Severe Acute Respiratory Syndrome Coronavirus 2 (SARS-CoV-2) | USA-WA1/2020           | BEI NR-52281 |
| <b>Fungicidal Activity:</b>                                  |                        |              |
| Trichophyton interdigitale                                   | 9533                   |              |

## SURFACES & USE SITES

[Note to Reviewer: Multiple locations/hard, non-porous surfaces can be chosen and used in any order from SURFACES & USE SITES Table. In the case where one or more location/hard, non-porous surfaces is chosen, an "and" "&" "or" may be used to link locations/surfaces.]

### Hard, non-porous surfaces:

|                                     |                                       |  |
|-------------------------------------|---------------------------------------|--|
| (Kitchen) Appliances (Exteriors)    | Glass                                 | Remote Controls                          |
| Automobile Interiors                | Glazed (Ceramic) Tile                 | Restroom (Counters) (Fixtures) (Faucets) |
| (Bath)tubs                          | (Glazed) Porcelain (Tile)             | Salad Bar Sneeze Guards <sup>2</sup>     |
| Bathrooms                           | Goggles <sup>1</sup>                  | Scales <sup>3</sup>                      |
| Bed Frames                          | Half Mask Respirators <sup>1</sup>    | Scissors                                 |
| Bidets                              | Handrails                             | Sealed Granite                           |
| Bins                                | Hard hats <sup>1</sup>                | Sealed Fiberglass                        |
| Brush(es)                           | Hospital Beds                         | Sealed Marble                            |
| Cabinet(s) (pulls) (handles)        | Inflatable Advertising Structures     | Shelves                                  |
| Cages                               | Inflatable play structures            | Shower (doors)(curtains)(walls)          |
| Carts                               | Kennels                               | Shower Stalls                            |
| CAT machines <sup>3</sup>           | Keyboards                             | (Sinks) (Basins) (Sink Tops)             |
| Chairs                              | Laminate                              | Sports Equipment                         |
| Chrome                              | Light Switches                        | Stainless Steel <sup>3</sup>             |
| Clipper(s)                          | Litter Boxes                          | Room-Temperature Stovetops <sup>2</sup>  |
| Comb(s)                             | Metal <sup>3</sup>                    | (Picnic) Tables <sup>2</sup>             |
| Cooler Exteriors                    | Metal Blinds                          | Telephones (Phones) (Handles)            |
| Room-Temperature Coolers            | Microwave (oven) exteriors            | Toilet(s) (Bowls)                        |
| Desks                               | Mirrors                               | Tools                                    |
| Diaper Pails                        | MRI machines <sup>3</sup>             | Traction Devices                         |
| Doorknobs (and pulls) (and handles) | Nickel                                | Trash (cans) (pails) (bins)              |
| Counters (Countertops) <sup>2</sup> | Non-wood Furniture                    | Trimmer Blade(s)                         |
| Drawer(s) (pulls) (knobs) (handles) | (Outdoor) (Plastic) (Patio) Furniture | Ultrasonic Baths <sup>3</sup>            |
| Drinking Fountains                  | Paddles <sup>3</sup>                  | Urinals                                  |
| Ear Muffs <sup>1</sup>              | Patient Chairs <sup>3</sup>           | Vanity Tops                              |

Bracketed information is denoted as: {insert as noted}, ( optional text ), [ required qualifier ], <note>.

The term "this product" used throughout this document may be replaced with the marketed product brand name.

The term "x" is a place holder for numerical digits.

Punctuation and plural/singular word forms may be adjusted to allow for grammatical correctness.

Appropriate metric or imperial unit may be added as optional, supplemental information.

|  |                         |                          |
|--|-------------------------|--------------------------|
| Exam (Examining) Tables <sup>3</sup>       | Plastic                 | Vinyl                    |
| (Exercise) (Equipment) (Mats)              | Plastic Laundry Baskets | (Washable) Walls         |
| Face Shields <sup>1</sup>                  | Plastic Mattress Covers | Wheelchairs <sup>3</sup> |
| Faucets                                    | Racks                   | Whirlpool Interiors      |
| Floors                                     | Razor(s)                | Windows                  |
| Freezer Exteriors                          | Recycling Bins          | Wrestling Mats           |
| Full Face Breathing Apparatus <sup>1</sup> | Refrigerator Exteriors  | (Barber)(Salon) tools    |
| Garbage(cans)(pails)(bins)                 |                         |                          |
| Gas Masks <sup>1</sup>                     |                         |                          |

## Use Sites:

|   |   |                                   |  |
|---|---|-----------------------------------|--|
| Airplanes                                     | Crime Scenes                                    | Institutions                      | Recreational Facilities                              |
| Animal Life Science Laboratories              | Dairy Farms                                     | Isolation Wards                   | (Rental) (Vehicles) (Trucks)<br>(Cars) (Automobiles) |
| Athletic Facilities                           | Dental Offices                                  | Kennels                           | Restaurants <sup>2</sup>                             |
| Automotive Garages                            | Dressing Rooms                                  | Kitchen(s) <sup>2</sup>           | (Restrooms) (Bathrooms)                              |
| Bars <sup>2</sup>                             | Egg Processing Plants <sup>2</sup>              | Laboratories                      | Retail (Establishments)<br>(Businesses)              |
| (Boats) (Ships)                               | (Factories) (Manufacturing<br>Facilities)       | (Laundries) (Laundry<br>Room)(s)  | (Schools) (and) (Colleges)                           |
| (Breeding) (and) (Grooming)<br>Establishments | Fast Food Operations <sup>2</sup>               | Locker Rooms                      | Sports Stadiums                                      |
| Buses   | Food Processing Plants <sup>2</sup>             | Medical Offices                   | Supermarkets <sup>2</sup>                            |
| (Business) (and) (Office)<br>Buildings        | Food Service<br>Establishments <sup>2</sup>     | Medical Research Facilities       | Taxis  |
| Cafeterias <sup>2</sup>                       | Food Storage Areas <sup>2</sup>                 | Nursing Homes                     | Trains   |
| Camp Grounds                                  | Funeral Homes                                   | Operating Rooms                   | Transportation Terminals                             |
| (Campers) (Trailers) (Mobile<br>Homes)        | Hog Farms                                       | (Other) Animal Care<br>Facilities | Veterinary Clinics                                   |
| Churches                                      | (Home)(s) (Residence)(s)<br>(Household)(s)      | Patient Care Facilities           | Wholesale Establishments                             |
| Classrooms                                    | Hospitals                                       | Pet Animal Quarters               | Zoos   |
| Clinics                                       | (Hotels and Motels)<br>(Lodging Establishments) | Pet Shops                         |  |
| Convenience Stores                            | Institutional Facilities                        | Playgrounds                       |  |
| Convention Centers                            | Institutional Kitchens <sup>2</sup>             | Poultry and Turkey Farms          |  |

## Marketing Claims

{Note to Reviewer: The below marketing claims may be used anywhere on the product packaging label}

### General

- For Home, Hospital Institutional and Industrial Use
- For Farm, School, Restaurant, Food Handling and Processing Areas,
- Equine, Poultry, Turkey Farm, Bar, Tavern and Institutional Kitchen Use
- This product for use in: {insert site from Use Site table}

Bracketed information is denoted as: {insert as noted}, ( optional text ), [ required qualifier ], <note>.  
The term "this product" used throughout this document may be replaced with the marketed product brand name.  
The term "x" is a place holder for numerical digits.  
Punctuation and plural/singular word forms may be adjusted to allow for grammatical correctness.  
Appropriate metric or imperial unit may be added as optional, supplemental information.

- This product is for use in institutional kitchens and bathrooms.
- This product is an economical concentrate that can be used with a mop and bucket, hand pump trigger sprayer, low pressure coarse sprayer or sponge.
- (Concentrate) (Concentrated) (Compacted) (Compact) (Formula)
- XX% Less (Plastic) (Fuel) (Gas) (Water)
- (XX%) (more) (buckets) (per) (/) (bottle)
- (Equal) (=) to XX (fl. Oz.) (fluid ounces) non-concentrated
- (XX fluid ounces) (=) XX fluid ounces=XX Buckets
- Will not (bleach)(strip color from) surfaces

### **Cleaning and Deodorizing**

- CLEANER
- DETERGENT
- DEODORIZER
- (In addition) This product deodorizes those areas which generally are hard to keep fresh smelling, such as garbage storage areas, empty garbage bins and cans, toilet bowls, (behind and under sinks) and other areas (which are prone to odors caused by microorganisms)(where bacterial growth can cause malodors).
- (When used as directed) This product will deodorize surfaces in toilet areas, behind and under sinks and counters, garbage cans and garbage storage areas, and other places where bacterial growth can cause malodors.
- This product is (recommended) (a) (non-abrasive) (for) (non-scratch) (cleaning) (cleaner) of (showers) (tubs) (shower doors) (curtains) (fixtures) (and) (toilet bowls).
- This product may be relied on to deodorize coolers, buckets, garbage pails and other areas where obnoxious odors may develop
- Floor Cleaner
- (Concentrated) (Compact) (Compacted) (Disinfecting<sup>4</sup>) (Floor) (&) (Multi-Surface) Cleaner {Note to reviewer: when disinfection claim is used, Multi-Surface must be preceded by "hard, non-porous"}
- Just X fl. oz per gallon (for cleaning) (to clean)
- 2x Cleaning Power (on tough dirt) (per Fl. Oz.) (per Fluid Ounce)
- 2x Grease Fighting Power in Every Drop
- XX more freshness
- 2x More Dirt Fighting Power
- XX (Buckets) (Weeks) (Feet) (of clean) (Floors) (Rooms)
- XX Weeks (of clean)
- Multi-Surface Cleaner
- Cuts Grease
- Tough on grease
- Tough on sticky messes
- Leaves floors shiny
- Shines floors

### **Sanitizing Claims**

- Sanitizer
- This product sanitizes previously cleaned and rinsed non-porous food contact surfaces: tanks, chopping blocks, counter tops, drinking glasses, and eating utensils.

### **Disinfection, \*Virucidal, Fungicidal, Mildew Control and Combination Claims**

- DISINFECTANT
- \*VIRUCIDE
- FUNGICIDE (against pathogenic fungi)
- [(ODOR) (AND) (OR) (STAIN) (CAUSING)] MILDEW CONTROL (on hard, inanimate surfaces)
- Effective in the presence of 5% serum contamination
- Formulated for Effective Farm Premise Disinfection
- Formulated for Effective Poultry Premise Disinfection
- Formulated for Effective Swine Premise Disinfection
- Formulated for Effective Veterinary Practice/Animal Care/Animal Laboratory Disinfection

Bracketed information is denoted as: {insert as noted}, ( optional text ), [ required qualifier ], <note>.

The term "this product" used throughout this document may be replaced with the marketed product brand name.

The term "x" is a place holder for numerical digits.

Punctuation and plural/singular word forms may be adjusted to allow for grammatical correctness.

Appropriate metric or imperial unit may be added as optional, supplemental information.



- For Mushroom Farm Disinfection
- KILLS (99.9%<sup>4</sup>) GERMS
- Antibacterial
- Kills 99.9% of (\*Viruses) (and) (&) (Bacteria) (and) (&) (Fungi) (on hard, non-porous household surfaces)
- (Kills) (Disinfects against) {insert pathogen(s) from Micro-Organisms Table}
- Kills viruses that cause flu<sup>6</sup>
- Kills Pandemic 2009 H1N1 Influenza A virus (formerly called swine flu)
- This product is designed to provide effective cleaning(, deodorization) (,sanitization<sup>7</sup>) and disinfection<sup>4</sup> specifically for (general household use) {insert site from Use Site table} where housekeeping is of prime importance in reducing cross contamination between treated surfaces
- This product is a one step<sup>2,4</sup> detergent disinfectant that is effective against a broad spectrum of bacteria, is virucidal\* (including HIV-1) and inhibits the growth of mold and mildew and their odors when used as directed.
- (When used as directed) (This product) is formulated to disinfect hard non-porous inanimate environmental surfaces: {insert site from Hard, Non-Porous Surface table}
- For larger areas: such as operating rooms, patient care facilities, and restrooms, This product is designed to provide both general cleaning and disinfecting<sup>4</sup>.
- This product is a no rinse disinfectant cleaner<sup>2</sup> that disinfects, cleans and deodorizes in one labor saving step<sup>4</sup>.
- This product cleans (,shines), deodorizes and disinfects<sup>4</sup> all hard non-porous surfaces listed on the label.
- Inhibits the growth of mold and mildew, leaving bathrooms and kitchens clean and fresh smelling.
- Use This product to clean and disinfect<sup>4</sup> non-porous personal protective safety equipment, protective headgear, hard hats, half mask respirators, full face breathing apparatus, gas masks, goggles, spectacles, face shields, hearing protectors and ear muffs<sup>1</sup>.
- This product has been designed to provide effective cleaning, deodorizing, and disinfection specifically for hospitals, nursing homes, schools, food processing plants, and food service establishments where housekeeping is of prime importance in reducing cross-contamination between treated surfaces.
- This product is a hard, non-porous multi-surface cleaner. deodorizer and disinfectant<sup>4</sup>. Use on windows, mirrors, and other non-food contact glass surfaces.
- When used as directed, this product will disinfect hard, non-porous surfaces such as flower buckets. floors and walls of coolers, design and packing benches and counter tops.
- Use This product to clean, disinfect and deodorize<sup>4</sup> flower buckets, walls and floors of coolers, shippers, greenhouse packing areas, garbage pails and other areas where obnoxious odors may develop.
- {Note to reviewer: This Claim not approved in California} This product may be used as a general purpose antimicrobial detergent in florist shops, wholesale florist, shippers, greenhouse packing areas and other commercial floriculture places for efficient cleaning and antimicrobial action against certain bacteria which cause:
  1. Plugging of stems with slime. which reduces uptake of water for various flowers including roses, chrysanthemums, gladioli and tulips.
  2. Production of ethylene gas, which may injure blooms of the various sensitive flowers including carnations, snapdragons, some orchids, babies breath, sweet peas, freesia and alstroemeria.
- (This Product) (Kills) (is) (Effective against) (Eliminates 99.9%<sup>4</sup>) (of) (has demonstrated effectiveness against) the virus that causes COVID-19<sup>5</sup> on hard non-porous surfaces (in) (just) 1 minute (60 seconds) (!)
- (This Product) (Kills) (is) (Effective against) (Eliminates 99.9%<sup>4</sup>) (of) (has demonstrated effectiveness against) SARS-CoV-2<sup>5</sup> (the Coronavirus that causes COVID-19) on hard non-porous surfaces (in) (just) 1 minute (60 seconds) (!)
- (This Product) (Kills) (is) (Effective against) (Eliminates 99.9%<sup>4</sup>) (of) (has demonstrated effectiveness against) SARS-CoV-2<sup>5</sup>, which causes COVID-19 on hard non-porous surfaces (in) (just) 1 minute (60 seconds) (!)
- (This Product) (Kills) (is) (Effective against) (Eliminates 99.9%<sup>4</sup>) (of) (has demonstrated effectiveness against) SARS-Related Coronavirus 2<sup>5</sup> (SARS-CoV-2) (USA-WA1/2020) (causative agent of COVID-19) (the virus that causes COVID-19) on hard non-porous surfaces (in) (just) 1 minute (60 seconds) (!)
- (This Product) (Kills) (is) (Effective against) (Eliminates 99.9%<sup>4</sup>) (of) (has demonstrated effectiveness against) SARS-CoV-2 virus<sup>5</sup> responsible for the severe acute respiratory (syndrome) (COVID-19) (disease) on hard non-porous surfaces (in) (just) 1 minute (60 seconds) (!)
- (This Product) Disinfects hard non-porous surfaces by killing (99.9%<sup>4</sup>) (of) the virus that causes COVID-19<sup>5</sup> (in) (just) (One Step<sup>2,4</sup>)
- (This Product) Disinfects hard non-porous surfaces by killing (99.9%<sup>4</sup>) (of) SARS-CoV-2<sup>5</sup> (the Coronavirus that causes COVID-19) (in) (just) (One Step<sup>2,4</sup>)



- (This Product) Disinfects hard non-porous surfaces by killing (99.9%<sup>4</sup>) (of) SARS-CoV-2<sup>5</sup>, which causes COVID-19 (in) (just) (One Step<sup>2,4</sup>)
- (This Product) Disinfects hard non-porous surfaces by killing (99.9%<sup>4</sup>) (of) SARS-Related Coronavirus 2<sup>5</sup> (SARS-CoV-2) (USA-WA1/2020) (causative agent of COVID-19) (the virus that causes COVID-19) (in) (just) (One Step<sup>2,4</sup>)
- (This Product) Disinfects hard non-porous surfaces by killing (99.9%<sup>4</sup>) (of) SARS-CoV-2 virus<sup>5</sup> responsible for the severe acute respiratory (syndrome) (COVID-19) (disease) (in) (just) (One Step<sup>2,4</sup>)
- (This Product) (Kills) (is) (Effective against) (Eliminates 99.9%<sup>4</sup>) (of) (has demonstrated effectiveness against) the virus that causes COVID-19<sup>5</sup> on hard non-porous surfaces
- (This Product) (Kills) (is) (Effective against) (Eliminates 99.9%<sup>4</sup>) (of) (has demonstrated effectiveness against) SARS-CoV-2<sup>5</sup> (the Coronavirus that causes COVID-19) on hard non-porous surfaces
- (This Product) (Kills) (is) (Effective against) (Eliminates 99.9%<sup>4</sup>) (of) (has demonstrated effectiveness against) SARS-CoV-2<sup>5</sup>, which causes COVID-19 on hard non-porous surfaces
- (This Product) (Kills) (is) (Effective against) (Eliminates 99.9%<sup>4</sup>) (of) (has demonstrated effectiveness against) SARS-Related Coronavirus 2<sup>5</sup> (SARS-CoV-2) (USA-WA1/2020) (causative agent of COVID-19) (the virus that causes COVID-19) on hard non-porous surfaces
- This Product) (Kills) (is) (Effective against) (Eliminates 99.9%<sup>4</sup>) (of) (has demonstrated effectiveness against) SARS-CoV-2 virus<sup>5</sup> responsible for the severe acute respiratory (syndrome) (COVID-19) (disease) on hard non-porous surfaces
- (This Product) Kills (99.9%<sup>4</sup> of) SARS-CoV-2<sup>5</sup>, which causes COVID-19 on hard non-porous surfaces
- (This Product) Kills (99.9%<sup>4</sup> of) SARS-CoV-2<sup>5</sup>, which causes COVID-19 on hard non-porous surfaces (in) (just) 1 minute (60 seconds) (!)
- This Product)) Kills (99.9%<sup>4</sup> of) SARS-CoV-2<sup>5</sup>, which causes COVID-19 on hard non-porous surfaces (in) (just) (One Step<sup>2,4</sup>)
- (This Product) Kills (is) (Effective against) the virus that causes COVID-19<sup>5</sup> on hard non-porous surfaces
- (This Product) (is) (Effective against) the virus that causes COVID-19<sup>5</sup> on hard non-porous surfaces (in) (just) 1 minute (60 seconds) (!)
- (This Product) Kills (is) (Effective against) the virus that causes COVID-19<sup>5</sup> on hard non-porous surfaces (in) (just) (One Step<sup>2,4</sup>)
- (This Product) Kills SARS-CoV-2<sup>5</sup> (COVID 19 virus) (virus) on hard non-porous surfaces
- (This Product) Kills SARS-CoV-2<sup>5</sup> (COVID 19 virus) (virus) on hard non-porous surfaces (in) (just) 1 minute (60 seconds) (!)
- (This Product) Kills SARS-CoV-2<sup>5</sup> (COVID 19 virus) (virus) on hard non-porous surfaces (in) (just) (One Step<sup>2,4</sup>)
- (This Product) (is) Effective against SARS-CoV-2<sup>5</sup> (COVID 19 virus) on hard non-porous surfaces
- (This Product) (is) Effective against SARS-CoV-2<sup>5</sup> (COVID 19 virus) on hard non-porous surfaces (in) (just) 1 minute (60 seconds) (!)
- (This Product) (is) Effective against SARS-CoV-2<sup>5</sup> (COVID 19 virus) on hard non-porous surfaces (in) (just) (One Step<sup>2,4</sup>)
- (This product) is a broad-spectrum, hard non-porous surface disinfectant that has been shown to be effective against SARS-CoV-2<sup>5</sup> (COVID-19 virus tested and listed on the label)
- (This product or product name) is used for Poultry Premise Sanitation (Hatcheries):
 

|                    |                    |                       |
|--------------------|--------------------|-----------------------|
| Egg Receiving Area | Tray Dumping Area  | Chick Processing Area |
| Egg Holding Area   | Chick Holding Area | Chick Loading Area    |
| Setter Room        | Hatchery Room      | Poultry Buildings     |
- (This product or product name) is used for Swine Premise Sanitation:
 

|                           |                   |            |
|---------------------------|-------------------|------------|
| Farrowing Barns and Areas | Dressing Plants   | Blocks     |
| Waterers and Feeders      | Loading Equipment | Creep Area |
| Hauling Equipment         | Nursery           | Chutes     |

## Qualifiers:

<sup>1</sup> Rinse all equipment that comes in prolonged contact with skin before reuse with clean warm water (about 120°F), and allow to air dry. (Caution: Cleaning at the 120°F temperature will avoid overheating and distortion of the personal safety equipment that would necessitate replacement.)

<sup>2</sup> Non-food contact use site(s) only

<sup>3</sup> [(This product (or product) is not to be used as a terminal sterilant/high-level disinfectant on any surface or instrument that (1) is introduced directly into the human body either into or in contact with the bloodstream or normally sterile areas of the body, or (2) contacts intact mucous membranes but which does not ordinarily penetrate the blood barrier or otherwise enter normally sterile areas of the body.) or (This product (or product) is not for use on critical and semi-critical medical device surfaces.)]

<sup>4</sup> when used according to disinfection directions

<sup>5</sup> Severe Acute Respiratory Syndrome Coronavirus 2

<sup>6</sup> Influenza A2 Virus

<sup>7</sup> when used according to food contact surface sanitization directions

## DIRECTIONS FOR USE

It is a violation of Federal Law to use this product in a manner inconsistent with its labeling.

{Note to reviewer this statement must be used on labels that list food contact surfaces: Surfaces which may contact food must be rinsed thoroughly with potable water after use.}

**DISINFECTION-** (For visibly soiled areas, a pre-cleaning step is required. ) (Remove visible filth or soil prior to application of this product.) To disinfect (inanimate,) hard, non-porous surfaces add 0.75 fluid ounce of this product per gallon of water (or equivalent dilution). Apply use-solution with a (mop,) (cloth,) (sponge,) (hand pump trigger sprayer) (or) (low pressure coarse sprayer) so as to wet all surfaces thoroughly. Allow to remain visibly wet for 10 minutes (or 1 minute for SARS-CoV-2<sup>5</sup>), then (remove excess liquid) (let air dry). Prepare a fresh solution for each use.

**PACKETS** (for pre-measured tear open packets) - (Simply) (tear) open and pour contents into 1 gallon of water. Keep packets in box until ready to use.

or

(General or Hospital Disinfectant) Pour contents of (0.75 fl. oz) packet into 1 gallon of water (or equivalent use dilution). Keep packets in box until ready to use.

To disinfect toilet bowls: flush toilet, add 0.75 fluid ounces of this product directly to the bowl water. Swab the bowl completely using a scrub brush or toilet mop, making sure to get under the rim. Let stand for 10 minutes and flush. (For heavy duty use: Add 1.5 fluid ounces per gallon to the toilet bowl and mix. Brush or swab thoroughly under the rim with a scrub brush or toilet mop. Let stand for 10 minutes and flush.)

**To disinfect food processing premises:** floors, walls, and storage areas, add 0.75 fluid ounce of this product per gallon of water (or equivalent use dilution). For heavily soiled areas, a pre-cleaning step is required. Apply solution with a mop, cloth, sponge or hand pump trigger sprayer so as to wet all surfaces thoroughly. Allow to remain visibly wet for 10 minutes, then remove excess liquid. Before using this product, food products and packaging materials must be removed from the area or carefully protected. After use, all surfaces in the area must be thoroughly rinsed with potable water.

**To disinfect food service establishment premises:** countertops, appliances, tables, add 0.75 fluid ounce of this product per gallon of water (or equivalent use dilution). For heavily soiled areas, a pre-cleaning step is required. Apply solution with a cloth, sponge or hand pump trigger sprayer so as to wet all surfaces thoroughly. Allow the surface to remain visibly wet for 10 minutes, then remove excess liquid and rinse the surface with potable water. This product cannot be used to clean the following food contact surfaces: utensils, glassware and dishes. Before using this product, food products and packaging materials must be removed from area or carefully protected.

**BACTERICIDAL ACTIVITY-** When diluted at the rate of 0.75 fluid ounces per gallon of water (or equivalent use dilution), this product exhibits effective disinfectant activity against the organisms: {insert bacteria from Micro-Organism Table} (and meets all requirements for hospital disinfectants).

[(ODOR) (AND) (OR) (STAIN) (CAUSING)] **MILDEW ACTIVITY** - To control [(odors) (and) (or) (stains)] caused by mold and mildew on pre-cleaned, hard, non-porous surfaces add 0.75 fluid ounce of this product per gallon of water (or equivalent use dilution). Apply solution with a (mop,) (cloth,) (sponge,) (hand pump trigger sprayer) (or) (low pressure coarse sprayer) making sure to visibly wet all surfaces completely. Let air dry. Prepare a fresh solution for each use. Repeat application at weekly intervals or when mildew growth appears.

**FUNGICIDAL ACTIVITY-** At the 0.75 fluid ounce per gallon dilution (or equivalent use dilution), this product is also fungicidal against the pathogenic fungi *Trichophyton interdigitale* (Athlete's Foot Fungus) (a cause of ringworm) (a cause of ringworm of the foot), when used as directed on hard, non-porous surfaces found in bathrooms, shower stalls, locker rooms, exercise facilities or other clean, hard, non-porous, surfaces commonly contacted by bare feet.

**\*VIRUCIDAL ACTIVITY-** This product, when used on environmental, inanimate, hard, non-porous surfaces at 0.75 fluid ounces per gallon of water (or equivalent use dilution), exhibits effective virucidal activity against {Insert Virus(es) from Micro-Organism Table} in 10 minutes (or 1 minute for SARS-CoV-2<sup>5</sup>).

*Note to reviewer: this section is required if making an HIV-1 claim on product label.*

**KILLS HIV-1 ON PRE-CLEANED ENVIRONMENTAL SURFACES/OBJECTS PREVIOUSLY SOILED WITH BLOOD/BODY FLUIDS** in health care settings (Hospitals, Nursing Homes) or other settings in which there is an expected likelihood of soiling of Inanimate surfaces/objects with blood or body fluids, and in which the surfaces/objects likely to be soiled with blood or body fluids can be associated with the potential for transmission of Human Immunodeficiency Virus Type 1 (HIV-1) (associated with AIDS).

**SPECIAL INSTRUCTIONS FOR CLEANING AND DECONTAMINATION AGAINST HIV-1 ON SURFACES/OBJECTS SOILED WITH BLOOD/BODY FLUIDS.**

**PERSONAL PROTECTION:** When handling items soiled with blood or body fluids, use disposable latex gloves,

gowns, masks, or eye coverings.

**CLEANING PROCEDURES:** Blood and other body fluids must be thoroughly cleaned from surfaces and objects before application of this product.

**CONTACT TIME:** Allow surface to remain visibly wet for 10 minutes.

**DISPOSAL OF INFECTIOUS MATERIALS:** Blood and other body fluids should be autoclaved and disposed of according to local regulations for infectious waste disposal.

**EFFICACY TESTS HAVE DEMONSTRATED THAT THIS PRODUCT IS AN EFFECTIVE BACTERICIDE, FUNGICIDE, AND \*VIRUCIDE IN THE PRESENCE OF ORGANIC SOIL (5% BLOOD SERUM).**

**GENERAL CLEANING** - Apply this product to soiled area with a mop, cloth, sponge, hand pump trigger sprayer or low pressure coarse sprayer. This product can be diluted at X ounces per gallon or applied at full strength. Thoroughly wet soiled surface and scrub as necessary.

**DEODORIZATION** - To deodorize, apply this product as indicated under the heading DISINFECTION.

**General Deodorization:** To deodorize, add 0.75 fluid ounces of this product to one gallon of water (or equivalent use dilution) (732 ppm active quat). Allow to air dry.

**For Deodorizing Garbage Cans, Garbage Trucks, Industrial Waste Receptacles, and Garbage Handling Equipment:** It is especially important to pre-clean for the product to perform properly. Then apply a wetting concentration of 3 fluid ounces of this product per gallon of water (or equivalent use dilution) (2,930 ppm quat active).

**For Odors Caused by Dogs, Cats and Other Domestic Animals:** Use on rugs, floors, walls, tile, cages, crates, litter boxes, mats, floor coverings, or any surface soiled by a pet. Test a small inconspicuous area first. Blot problem area. Then follow directions for General Deodorization.

#### APPLICATIONS AND USE DILUTION

**Poultry (And Swine) Premise Disinfection:** Product may only be used on hard, non-porous surfaces for disinfection. Remove all animals and feeds from premises, trucks, cars, coops and crates. Remove all litter, droppings and manure from floors, walls and surfaces of facilities occupied or traversed by animals. Empty all troughs, racks and other feeding and watering appliances. Thoroughly clean all surfaces with soap or detergent and rinse with water. Use 0.75 fluid ounces of this product per gallon of water (or equivalent use dilution). Saturate surfaces with the recommended disinfecting solution and allow surfaces to remain visibly wet for a period of 10 minutes. Ventilate buildings, coops and other closed spaces. Do not house animals or employ equipment until treatment has been absorbed, set or dried. Thoroughly scrub treated feed racks, troughs, automatic feeders, fountains and waterers with soap or detergent, and rinse with potable water before reuse. Immerse all halters, ropes, and other types of equipment used in handling and restraining animals, as well as forks, shovels, and scrapers used for removing litter and manure.

**Veterinary Practice/Animal Care/Animal Laboratory/Zoos/ Pet Shops/Kennels Disinfection Directions:** For cleaning and disinfecting the following hard non-porous surfaces: equipment not used for animal food or water, utensils, instruments, cages, kennels, stables, catteries, etc. Remove all animals and feed from premises, animal transportation vehicles, crates, etc. Remove all litter, droppings and manure from floors, walls and surfaces occupied or traversed by animals. Thoroughly clean all surfaces with soap or detergent and rinse with water. Saturate surfaces with a use-solution of 0.75 fluid ounces of this product per gallon of water (or equivalent use dilution) for a period of 10 minutes. Ventilate buildings and other closed spaces. Do not house animals or employ equipment until treatment has been absorbed, set or dried.

**Disinfection/Fungicide/\*Virucide of Poultry/Turkey Equipment, Equine Quarters, Swine Quarters, Animal Quarters and Kennels Directions:** Product may only be used on hard, non-porous surfaces for disinfection. Remove all animals and feeds from premises, vehicles and enclosures such as coops and crates. Remove all litter, droppings and manure from floors, walls, and surfaces of barns, pens, stalls, chutes, and other facilities and fixtures occupied or traversed by animals. Empty all troughs, racks and other feeding and watering appliances. Thoroughly clean all surfaces with soap or detergent and rinse with water. Use 0.75 fluid ounces of this product per gallon of water (or equivalent use dilution) (732 ppm active quat). Saturate surfaces with the recommended use-solution and allow surfaces to remain visibly wet for a period of 10 minutes. Immerse all halters, ropes and other types of equipment used in handling and restraining animals, as well as forks, shovels, and scrapers used for removing litter and manure.

After application, ventilate buildings, coops and other closed spaces. Do not house poultry or other animals or employ equipment until treatment has been absorbed, set or dried.

All treated equipment that will contact feed or drinking water (racks, troughs, automatic feeders, fountains and waterers)

must be thoroughly scrubbed with soap or detergent, then rinsed with potable water before reuse.

**Farm Premise Use:** Do not use in milking stalls, milking parlors or milk houses. Remove all animals and feed from premises, vehicles and enclosures. Remove all litter and manure from floors, walls and surfaces of barns, pens, stalls, chutes and other facilities and fixtures occupied or traversed by animals. Empty all troughs, racks and other feeding and watering appliances. Thoroughly clean all surfaces with soap or detergent and rinse with water. Saturate all surfaces with a use-solution of 0.75 fluid ounces of this product per gallon of water (or equivalent dilution) and allow surfaces to remain visibly wet for a period of 10 minutes. Immerse all halters, ropes and other types of equipment used in handling and restraining animals as well as forks, shovels and scrapers used in removing litter and manure. Ventilate buildings, cars, trucks, boats and other closed spaces. Do not house livestock or employ equipment until treatment has been absorbed, set or dried. Thoroughly scrub all treated feed racks, mangers, troughs, automatic feeders, fountains and waterers with soap or detergent and rinse with potable water before reuse.

**Hatcheries:** Use 0.75 fluid ounces of this product per gallon of water (or equivalent use dilution) to treat the following hard non-porous surfaces: hatchers, setters, trays, racks, carts, sexing tables, delivery trucks and other hard surfaces. Leave all treated surfaces exposed to disinfectant solution visibly wet for 10 minutes or more. Rinse with potable water before reuse. Then allow to air dry.

**Vehicles:** Product may only be used on hard, non-porous surfaces for disinfection. Clean all vehicles including mats, crates, cabs, and wheels with high pressure water and This product. Use 0.75 fluid ounces per gallon (or equivalent use dilution) to treat all vehicles. Leave all treated surfaces exposed to disinfectant solution visibly wet for 10 minutes or more.

**Shoe Bath Disinfectant Directions:** Shoe baths containing one inch of freshly made solution should be placed at all entrances to buildings, hatcheries and at all the entrances to the production and packaging rooms. Scrape waterproof shoes and place in 0.75 fluid ounces of this product per gallon of water (or equivalent use dilution) solution for 10 minutes prior to entering area. Change the use-solution in the bath daily or sooner if solution appears dirty.

**Dressing Plant Use:** Disinfect hard, non-porous equipment, utensils, walls and floors in poultry and animal dressing plants. Disinfect offal rooms, exterior walls and loading platforms of dressing plants. Cover or remove all food and packaging materials. Remove all visible soils. Saturate all surfaces with the recommended use-solution, 0.75 fluid ounces of this product per gallon of water (or equivalent use dilution). Scrub to loosen all soils. Allow to soak for 10 minutes and thoroughly rinse all wetted and cleaned surfaces with potable water.

**Ultrasonic Bath Disinfectant Directions:** Use This product to disinfect hard non-porous non-critical objects compatible with Ultrasonic cleaning units. Pour fresh solution at 0.75 fluid ounces of this product per gallon of water (or equivalent use dilution) directly into bath chamber. Pre-clean visibly soiled objects. Place objects into unit and operate for a minimum of 10 minutes, according to the manufacturer's directions. Remove objects and wash with sterile water (sterile water for injection) or allow to air dry. Prepare fresh solution for each use.

**Disinfection of Hard Non-Porous Bath and Therapy Equipment (Whirlpool Units):** After using the whirlpool unit, drain and refill with fresh water to just cover the intake valve. Add 0.75 fluid ounces of this product for each gallon of fresh water added (or equivalent use dilution). Start the pump to circulate the solution. Wash down the unit sides, seat of the chair, lift and any (all) related equipment with a clean swab, brush or sponge. Treated surfaces must remain visibly wet for 10 minutes. After the unit has been thoroughly cleaned, drain the use-solution from the unit and rinse any (all) cleaned surfaces with fresh water. Repeat for visibly soiled units.

**Commercial Florist Use Directions:** To clean, disinfect and deodorize hard non-porous surfaces in one step<sup>2,4</sup>, prepare use-solution by adding (mixing) 0.75 fluid ounces per gallon of water. For heavy-duty use, add (mix) 3 fluid ounces per gallon of water.

Remove all leaves, petals, garbage and refuse. Pre-clean surfaces using pressurized water where possible. Apply use-solution to hard (inanimate) non-porous surfaces thoroughly wetting surfaces as recommended and required, with a cloth, mop, brush, sponge or sprayer.

For visibly soiled areas, a preliminary cleaning is required.

For sprayer applications, use a coarse mist pump or trigger sprayer. Spray 6-8 inches from surface; rub with brush, sponge or cloth. Do not breathe spray mist.

Treated surfaces must remain visibly wet for 10 minutes. Allow to air dry.

Prepare a fresh solution at least daily or sooner if use-solution becomes visibly dirty.

**Disinfection of Barber/Salon Tools Directions:** Immerse pre-cleaned barber/salon tools (combs, brushes, razors, manicure/pedicure tools, clippers, trimmer blades) in 0.75 fluid ounces of this product per gallon of water (or equivalent use dilution) use-solution (732 ppm active quaternary) for at least 10 minutes.

Rinse instruments thoroughly and dry before reuse. A fresh use-solution should be prepared daily or more often if the use-solution becomes cloudy or soiled.

**NOTE:** Plastics may remain immersed until ready to use. Stainless steel shears and instruments must be removed

after 10 minutes, rinsed, dried and kept in a clean non-contaminated receptacle. Prolonged immersion may cause damage to stainless steel or metal instruments.



*(Not for use in California)*

**WATER AND SMOKE DAMAGE RESTORATION AGAINST ODOR-CAUSING BACTERIA AND FUNGI FOR INSTITUTIONAL AND INDUSTRIAL:**

This product is particularly suitable for use in water damage restoration situations against odor causing bacteria on the following porous and semi-porous materials: carpets, carpet cushion, sub floors, drywall, trim and frame lumber, tackless strip and paneling. Mix 0.75 fluid ounces of this product per gallon of water (or equivalent use dilution), saturate affected materials with enough use-solution to remain visibly wet for at least 10 minutes. Use proper ventilation.

**Sewer backup & river flooding-odor causing bacteria and fungi treatment:** During mitigation procedures, dilute 0.75-1.5 fluid ounces of this product per gallon of water (or equivalent use dilution) allowing for the diluting effect of absorbed water within saturated materials. Remove visible filth or soil along with non-salvageable materials. Saturate any affected areas with a sprayer using a coarse spray tip, before and after cleaning and extraction.

**Carpets, carpet cushions and other porous materials such as sub floors, drywall, trim and frame lumber, tackless strip and paneling-odor causing bacteria and fungi treatment:** For water damage from a clean water source, extract excess water. Test hidden area for colorfastness. Mix 0.75-1.5 fluid ounces of this product per gallon of water, allowing for the diluting effect of absorbed water within saturated materials. Remove visible filth or soil. Apply directly with a sprayer using a coarse spray tip, to *fully* saturate affected materials. Roll, brush or agitate into materials and allow the materials to remain damp for 10 minutes. Follow with a thorough extraction. Dry rapidly and thoroughly.

**Special Instructions for Cleaning Carpet Against Odor Causing Bacteria:** This product may be used in industrial and institutional areas: motels and hotels, nursing homes, and schools. For use on wet cleanable synthetic fibers, do not use on wool. Vacuum carpet thoroughly prior to cleaning. Test fabric for colorfastness.

**For portable extraction units:** Mix 0.75 fluid ounces of this product per gallon of water (or equivalent use dilution). For truck mounted extraction machines: Mix 18 fluid ounces of This product per gallon of water and meter at 4 gallons per hour.

**For rotary floor machines:** Mix 1.5 fluid ounces of This product per gallon of water and apply at the rate of 300-500 sq. ft. per gallon. Do not mix this product with other cleaning products. Follow the cleaning procedures as specified by the manufacturer of the cleaning equipment. After using this product, set the carpet pile and protect the carpet from furniture legs and bases while drying. Do not over wet if applied to stain resistant nylon carpet, apply a fabric protector according to the carpet manufacturer's directions.

**Carpet Deodorizer against Odor-Causing Bacteria for Institutional and Industrial:** This product deodorizes the carpet by controlling/reducing the growth of odor-causing bacteria. It can be used in industrial and institutional areas: motels, hotels chains, and nursing homes. Vacuum carpet thoroughly prior to application. Mix 0.75 fluid ounces of this product per gallon of water (or equivalent use dilution).

Follow the Injection and/or Extraction procedures as specified for any conventional steam cleaning equipment you are using. For rotary floor machines, mix 6 fluid ounces per gallon of water and spray on carpet at a rate of 300-500 sq. ft. per gallon. For use on washable synthetic fibers. Do not use on wool. Test colorfastness of carpet before use. Apply diluted product to a small concealed spot, then rub with a clean white cloth. If color changes or transfers to cloth, a water-based product should not be used. After using the product, set carpet pile in one direction with a stiff brush. Place aluminum foil under the legs of furniture while carpet is drying. Over-wetting can cause carpet to shrink. Manufacturer assumes no responsibility for over-wetting misuse. **Note:** This product should not be mixed with other cleaning products.

**Smoke Damage Restoration:** This product is effective against odor causing bacteria and fungi in institutional and industrial. This product is particularly suitable for use in smoke damage restoration situations against odor causing bacteria on the following porous and semi-porous materials: carpets, carpet cushion, sub floors, drywall, trim and frame lumber, tackless strip and paneling. Follow directions as outlined in the Water Damage Restoration section. Using solutions recommended, saturate affected materials with enough product to remain visibly wet for at least 10 minutes. Use proper ventilation.

Bracketed information is denoted as: {insert as noted}, ( optional text ), [ required qualifier ], <note>.

The term "this product" used throughout this document may be replaced with the marketed product brand name.

The term "x" is a place holder for numerical digits.

Punctuation and plural/singular word forms may be adjusted to allow for grammatical correctness.

Appropriate metric or imperial unit may be added as optional, supplemental information.



**To Control [(Odor) (and) (or) (Stain) (Causing)] Mold and Mildew on Large, Inflatable, Non-Porous Plastic and Rubber Structures (animals, promotional items, moonwalk, slides, obstacle course play equipment, exercise equipment, and wrestling mats):** Thoroughly clean all surfaces with soap or detergent and rinse with water. Saturate surfaces with a use- solution of 3 fluid ounces of This product per 4 gallons of water (0.75 fluid ounce per gallon of water) (732 ppm active quaternary) (or equivalent dilution) for a period of 10 minutes. Ventilate buildings and other closed spaces. Do not use equipment until treatment has been absorbed, set or dried.

**{Note to reviewer: No potable water rinse statement is required for the below Food Contact Sanitization Directions for Use- all other uses will require a potable water rinse as stated under main Directions for Use heading}**

**FOOD CONTACT SURFACE SANITIZATION** - To sanitize previously cleaned and rinsed hard, non-porous food contact surfaces prepare a 200-400 ppm active quaternary solution by adding 1 – 2 fluid ounces of this product to 5 gallons of water (or equivalent use dilution).

To sanitize immobile items such as tanks, chopping blocks, and counter tops, flood the area with a cloth or sponge making sure to visibly wet all surfaces completely for at least 60 seconds. Let air dry. Prepare a fresh solution for each use.

To sanitize mobile items such as drinking glasses and eating utensils, immerse in a 200 – 400 ppm active quaternary solution for at least 60 seconds making sure to immerse completely. Remove and let air dry. Prepare a fresh solution daily or more frequently as soil is apparent.

When used for sanitization of previously cleaned food equipment or food contact items, limit active quaternaries to 200- 400 ppm. At this level NO POTABLE WATER RINSE IS REQUIRED. This product is an effective sanitizer when diluted in water up to 600 ppm hardness (CaCO<sub>3</sub>).

**DIRECTIONS FOR SANITIZING FOOD PROCESSING EQUIPMENT, UTENSILS, AND FOOD CONTACT ARTICLES REGULATED BY 40CFR sec 180.940.**

1. Scrape, flush or pre-soak articles (whether mobile or stationary) to remove visible food particles and soil.
2. Thoroughly wash articles with an appropriate detergent or cleaner.
3. Rinse articles thoroughly with potable water.
4. Sanitize articles using a solution of 1-2 fluid ounces of this product per 5 gallons of water (200-400 ppm active quaternary) (or equivalent use dilution). Articles that can be immersed in solution should remain in solution for 60 seconds. Articles too large for immersion should be thoroughly wetted by rinsing, spraying or swabbing.
5. Remove immersed items from solution to drain and then air dry. Non-immersed items should also be allowed to air dry.

**U.S. PUBLIC HEALTH SERVICE - FOOD SERVICE SANITIZATION RECOMMENDATIONS**

**CLEANING AND SANITIZING:** Equipment and utensils shall be thoroughly pre-flushed or pre-scraped, and when necessary, pre-soaked to remove visible food particles and soil.

1. Thoroughly wash equipment and utensils in a hot detergent solution. Rinse utensils and equipment thoroughly with potable water.
2. Sanitize equipment and utensils by immersing in 1-2 fluid ounces of this product per 5 gallons of water (200-400 ppm active quaternary) (or equivalent use dilution) for at least 60 seconds at a temperature of 75°F. This dilution is equivalent to a solution containing 50 ppm available chlorine.
3. Allow sanitized surfaces to drain and air dry. Do not rinse.
4. For equipment and utensils too large to sanitize by immersion, apply 1-2 fluid ounces of this product per 5 gallons of water (200 ppm active quaternary) (or equivalent use dilution) by rinsing, spraying or swabbing. Allow the items to remain visibly wet for at least 60 seconds, then let air dry. Do not rinse.

*(This statement is required for marketing food contact sanitizers in Wisconsin.)*

**WISCONSIN STATE DIVISION OF HEALTH - DIRECTIONS FOR EATING ESTABLISHMENTS:**

1. Scrape and pre-wash utensils and glasses whenever possible.
2. Wash with a good detergent or compatible cleanser.
3. Rinse with potable water.
4. Sanitize in a solution of 1-2 fluid ounces per 5 gallons of this product (200-400 ppm active quaternary) (or equivalent use dilution). Immerse all utensils for at least two minutes or for contact time specified by governing sanitary code.
5. Place sanitized utensils on a rack or drain board to air dry.

Bracketed information is denoted as: {insert as noted}, ( optional text ), [ required qualifier ], <note>.

The term "this product" used throughout this document may be replaced with the marketed product brand name.

The term "x" is a place holder for numerical digits.

Punctuation and plural/singular word forms may be adjusted to allow for grammatical correctness.

Appropriate metric or imperial unit may be added as optional, supplemental information.

6. Fresh sanitizing solution should be prepared at least daily or when visibly soiled or diluted.

**NOTE:** A clean potable water rinse following sanitization is not permitted under Section HFS 196.13 of the Wisconsin Administrative Code.

*(Alternative language for clean in place, closed loop dilution centers.)*

#### **WISCONSIN STATE DIVISION OF HEALTH - DIRECTIONS FOR EATING ESTABLISHMENTS**

1. Scrape and pre-wash utensils and glasses whenever possible.
2. Wash with a good detergent or compatible cleaner.
3. Rinse with potable water.
4. Sanitize in a solution from the Closed Loop Dilution Center (200-400 ppm active quaternary). Immerse all utensils at least two minutes or for contact time specified by governing sanitary code.
5. Place sanitized utensils on a rack or drain board to air dry.
6. Fresh sanitizing solution should be prepared at least daily or when visibly soiled or diluted.

**NOTE:** A clean potable water rinse following sanitization is not permitted under Section HFS 196.13 of the Wisconsin Administrative Code.

***(Alternative language for bag in the box dispensing equipment)***

#### **Directions For Bag-In-Box Containers:**

**HOW TO USE THIS PACKAGE:** This package is designed to be used with dilution control systems only. Open package and connect to dispense according to directions on the box.

**TRIGGER SPRAYERS:** Fill bottle from dispenser. Apply to surfaces according to directions above.

**MOP BUCKETS:** Fill bucket from dispenser. Set up "Wet Floor" signs. Mop floor surfaces as specified in directions above.

Note to reviewer: The following advisory statements are optional. These statements are intended for products sold in state or local jurisdictions that have phosphate restrictions or limits for cleaners. One of the statements can be selected and placed with the Directions for Use section as applicable.}

#### **ADVISORY STATEMENTS**

- Formulation meets state and local restrictions for phosphate content in hard surface cleaners
- Does not contain (phosphates) (phosphorous) (as required per state and/or local requirements)

Bracketed information is denoted as: {insert as noted}, ( optional text ), [ required qualifier ], <note>.

The term "this product" used throughout this document may be replaced with the marketed product brand name.

The term "x" is a place holder for numerical digits.

Punctuation and plural/singular word forms may be adjusted to allow for grammatical correctness.

Appropriate metric or imperial unit may be added as optional, supplemental information.

## STORAGE AND DISPOSAL

DO NOT CONTAMINATE WATER, FOOD, OR FEED BY STORAGE OR DISPOSAL

**PESTICIDE STORAGE** - Store in a dry place no lower in temperature than 50°F or higher than 120°F.

**PESTICIDE DISPOSAL** - Pesticide wastes are acutely hazardous. Improper disposal of excess pesticide, spray mixture, or rinsate is a violation of Federal Law. If these wastes cannot be disposed of by use according to label instructions, contact your State Pesticide or Environmental Control Agency, or the Hazardous Waste representative at the nearest EPA Regional Office for guidance.

| <b>CONTAINER DISPOSAL</b> - (mandatory language - choose applicable directions) |  |
|---|--|
| <i>For products only with household/residential use sites</i>                   | Nonrefillable container. Do not reuse this container. Triple rinse or equivalent. Then offer for recycling or reconditioning. If not available, dispose in trash   |
| <i>For products with industrial, institutional, and commercial use sites</i>    | Nonrefillable container. Do not reuse this container. Triple rinse or equivalent.  |
| <i>For refillable container</i>   | Refillable container. Refill this container with pesticide only. Do not reuse this container for any other purpose. Cleaning the container before final disposal is the responsibility of the person disposing of the container. Cleaning before refilling is the responsibility of the refiller. To clean the container before final disposal, fill the container about 10 percent full with water. Agitate vigorously or recirculate water with the pump for 2 minutes. Follow Pesticide Disposal instructions for rinsate disposal. Repeat procedure two more times. Offer container for recycling if available or reconditioning if appropriate or place in trash. |
| <i>For containers 5 gallons or less</i>   | Triple rinse as follows: Fill container ¼ full with water and recap. Agitate vigorously. Follow Pesticide Disposal instruction for rinsate disposal. Drain for 10 seconds after the flow begins to drip. Repeat procedure two more times. Offer for recycling or reconditioning, if available. If not available, puncture and dispose in a sanitary landfill.  |
| <i>For containers greater than 5 gallons</i>                                    | Triple rinse as follows: Fill container ¼ full with water. Tip container on its side and roll it back and forth ensuring at least one complete revolution for 30 seconds. Stand the container on its end and tip it back and forth several times. Turn the container over onto its other end and tip it back and forth several times. Follow Pesticide Disposal instructions for rinsate disposal. Repeat this procedure two more times. Offer for recycling or reconditioning, if available. If not available, puncture and dispose in a sanitary landfill.   |
| <i>Packet Disposal</i>  | Do not reuse; discard empty container and put in trash.  |

(GENERAL)(HOSPITAL) DISINFECTANT 0.75oz/gal) PACKET LABEL TO BE USED WITH MASTER  
CONTAINER LABEL:

MIX EACH PACKET WITH 1 GALLON OF WATER

# NP 12.5 Detergent/Disinfectant

EPA Reg. No. 1839-80

EPA Est. No. (as indicated on container) (Lot code may designate establishment number.)

NET CONTENTS: 0.75 FLUID OZ.

## ACTIVE INGREDIENTS

|  |               |
|--|---------------|
| n-Alkyl (60% C <sub>14</sub> , 30% C <sub>16</sub> , 5% C <sub>12</sub> , 5% C <sub>18</sub> ) |               |
| dimethyl benzyl ammonium chloride .....  | 6.25%         |
| n-Alkyl (68% C <sub>12</sub> , 32% C <sub>14</sub> ) dimethyl                                  |               |
| ethylbenzyl ammonium chloride .....  | 6.25%         |
| <b>INERT INGREDIENTS</b> .....   | <u>87.50%</u> |
| Total  | 100.00%       |

KEEP OUT OF REACH OF CHILDREN

## DANGER

SEE OUTER CONTAINER FOR PRECAUTIONARY STATEMENTS AND USE DIRECTIONS DISPOSAL: Do not reuse container.

Wrap and put in trash collection.

## STEPAN COMPANY

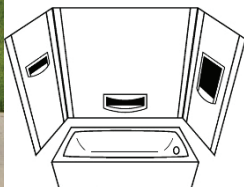
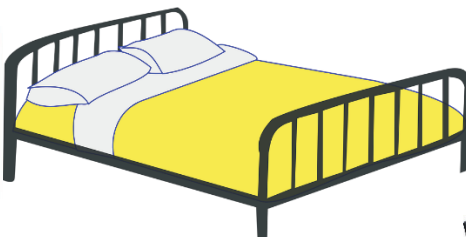

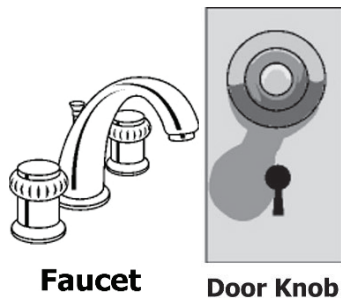
22 W. Frontage Rd.

Northfield, IL 60093

Not for individual sale

## Graphics



(Note to Reviewer: These are representative icons for use sites/application methods that may appear on the label listed in the location/surfaces section of this label with the appropriate directions for use, PPE or package type. The below graphics are options and may be presented as seen below or may differ slightly in graphic design but not intent on the market container label.)



**Tub and Shower walls**



La Hacienda



(sink with faucet)  
 (work station tub or sink)  
 (rubber gloves) (masks)(PPEs)  
 (table)  
 (chair)  
 (bed frame)  
 (wall)  
 (cabinet)  
 (doorknob)  
 (garbage can)  
 (non-wooden picnic table)  
 (outdoor furniture except cushions and wood frames).  
 (Telephone)  
 (non-food contact counter tops, equipment, shelves, racks and carts)  
 (shower stalls)  
 (shower doors and curtains)  
 (tubs)  
 (glazed tiles)  
 (toilets)  
 (urinals)  
 (glazed porcelain tile) and (restroom fixtures).  
 (recycling logo) {Note to reviewer: Only for containers which may be recycled per storage and disposal directions}  
 (American flag logo) {Note to reviewer: May only be used on labels which carry "Assembled in USA" or "Assembled in America" marketing statements.}  
 (Brand or Company name specific graphics, logos, and stylized fonts including background patterns and fill colors)  
 (Business industry membership or affiliation logos)