

JUN 14 2010

Mr. Thomas W. Isaac
Senior Regulatory Specialist
Stepan Company
22 W. Frontage Rd.
Northfield, Illinois 60093

Subject: **Acid CD Dairy & Food Processing Cleaner & Sanitizer**
EPA Registration Number 1839-51
Application Dated March 16, 2010
EPA Received Date March 17, 2010

Dear Mr. Isaac:

The following amendment submitted in connection with registration under the Federal Insecticide, Fungicide and Rodenticide Act (FIFRA), as amended, is acceptable with comments.

Proposed Amendment:

- Revised Container Disposal Statements per PR notice 2007-4

General Comments:

Under the Storage and Disposal (Containers greater than 5 gallons) delete "Empty the rinsate into the application equipment or mix tank or store rinsate for later use or disposal" replace with "Follow Pesticide Disposal instructions for rinsate disposal.

A stamped copy of the acceptable labeling is enclosed. Submit one (1) copy of your final printed labeling before distributing or selling the product bearing the revised labeling.

CONCURRENCES							
SYMBOL							
SURNAME							
DATE							

Should you have any questions or comments concerning this letter, please contact Drusilla Copeland at (703) 308-6224.

Sincerely,



Velma Noble
Product Manager (31)
Regulatory Management Branch I
Antimicrobials Division (7510P)

Enclosure: stamped label

ACID CD DAIRY & FOOD PROCESSING CLEANER & SANITIZER

Multi-Purpose Cleaner & Sanitizer For The (Dairy) (and)/(or) (Food Processing) Industry

REMOVES MILKSTONE AND HARDWATER FILM

CLEANS SANITIZES MIXING IS EASY

BRIGHTENS STAINLESS STEEL SURFACES

ACTIVE INGREDIENTS

n-Alkyl (60% C ₁₄ , 30% C ₁₆ , 5% C ₁₂ , 5% C ₁₈) dimethyl benzyl ammonium chlorides.....	5.0%
n-Alkyl (68% C ₁₂ , 32% C ₁₄) dimethyl ethylbenzyl ammonium chlorides	5.0%
INERT INGREDIENTS	90.0%
Total	100.0%

KEEP OUT OF REACH OF CHILDREN

DANGER

FIRST AID

Have the product container or label with you when calling a poison control center or doctor, or going for treatment.

If in eyes: Hold eye open and rinse slowly and gently with water for 15-20 minutes. Remove contact lenses, if present, after the first 5 minutes, then continue rinsing eye. Call a poison control center or doctor for treatment advice.

If on skin or clothing: Take off contaminated clothing. Rinse skin immediately with plenty of water for 15-20 minutes. Call a poison control center or doctor for treatment advice.

If swallowed: Call a poison control center or doctor immediately for treatment advice. Have person sip a glass of water if able to swallow. Do not induce vomiting unless told to do so by the poison control center or doctor. Do not give anything by mouth to an unconscious person.

If inhaled: Move person to fresh air. If person is not breathing, call 911 or an ambulance then give artificial respiration, preferably by mouth-to-mouth, if possible. Call a poison control center or doctor for further treatment advice.

(OPTIONAL): You may contact xxx/xxx-xxxx for emergency medical treatment information.

NOTE TO PHYSICIAN

Probable mucosal damage may contraindicate the use of gastric lavage.

See side (back) panel(s) for additional precautionary statements.

ACCEPTED
with COMMENTS
in EPA Letter Dated:

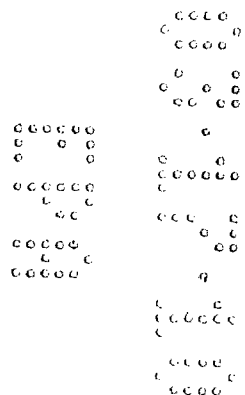
JUN 14 2010

Under the Federal Insecticide,
Fungicide, and Rodenticide Act as
amended, for the pesticide,
registered under EPA Reg. No. 1839-51

EPA REG. NO. 1839-51
EPA EST. NO. 1839-IL-01

STEPAN COMPANY
22 West Frontage Road
Northfield, IL 60093

NET CONTENTS



DIRECTIONS FOR USE

It is a violation of Federal Law to use this product in a manner inconsistent with its labeling.

(This product or product name) is easily and quickly dispersed in hot or cold water and cleans in water up to 600 ppm of hardness (as calcium carbonate) to form a completely uniform solution.

(This product or product name) when used at a 1:500 aqueous dilution (200 ppm active quaternary) may be used on dairy equipment.

(This product or product name) when used at a 1:250 to 1:500 aqueous dilution (200-400 ppm active quaternary) may be used on food processing equipment.

When used as directed, (this product or product name) is an effective sanitizer against Escherichia coli (ATCC 11229), Staphylococcus aureus (ATCC 6538), Listeria monocytogenes (ATCC 35152), Salmonella enterica subsp. enterica serotype chloraesuis (ATCC 10708), Salmonella enterica subsp. enterica serotype typhi (ATCC 6539), Shigella sonnei (ATCC 11060) and Vibrio cholerae (ATCC 14035).

CLEANING DAIRY FARM BULK MILK TANKS

As soon as possible after milk has been removed from bulk tanks, rinse tank completely with cold water and allow to drain. Place 4 gallons of warm water (120°F) in tank and add 1 ounce (2 tablespoons) of this product to the water in the tank. Scrub tank, mixers and covers and then allow to drain.

SANITIZING MILKING EQUIPMENT AND COW UDDERS

Previously cleaned milking equipment, pails, inflations and tubing should be sanitized prior to milking operations by preparing a 200 ppm solution of active quaternaries by mixing 1 ounce (2 tablespoons) of this product in 4 gallons of water. Scrub or dip equipment into the solution for one minute and allow to drain prior to the beginning of the milking operation. Do not rinse equipment with water after treatment.

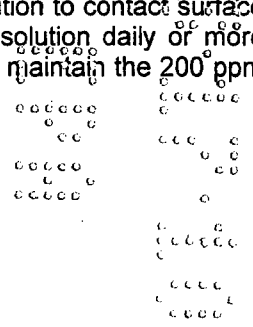
Use a clean single service towel for each animal to thoroughly wipe udder with the above warm sanitizing solution prior to milking. After washing, wring excess solution from the towel and dry the udder. Never reuse towel or dip used towel back into solution. Never reuse udder wash solution. Always use freshly prepared solutions and non-corrodible utensils.

SANITIZING DAIRY PRODUCT DISPENSING EQUIPMENT

Previously cleaned dairy product dispensing equipment should be sanitized by preparing a 200 ppm solution of active quaternaries by mixing 1 ounce of this product in 4 gallons of water. Run this solution through the equipment for one minute and allow to drain before use. For removable parts, clean and dip in 200 ppm solution. Let them air dry. To sanitize immobile items, flood them with a 200 ppm active quat by sponging or spraying for at least 60 seconds and let dry. Do not rinse equipment with water after treatment.

SANITIZING PREVIOUSLY CLEANED, NON-POROUS SURFACES AND EQUIPMENT IN DAIRY PLANTS:

Remove all gross food particles and soil from equipment and surfaces with a good detergent, pre-flush, pre-soak or pre-scrape treatment. Rinse with potable water. Prepare a 200 ppm active quaternary solution by adding 1 ounce of this product to 4 gallons of water, 2.5 ounces to 10 gallons of water, or 5 ounces to 20 gallons of water. Sanitize with this solution by wetting all surfaces thoroughly by application of a coarse spray, flooding, immersion, or brushing. Allow sanitizer solution to contact surface for at least one minute. Drain and allow equipment to air dry. Prepare a fresh solution daily or more frequently as soil is apparent. Test sanitizer periodically with a quaternary tester to maintain the 200 ppm active level.



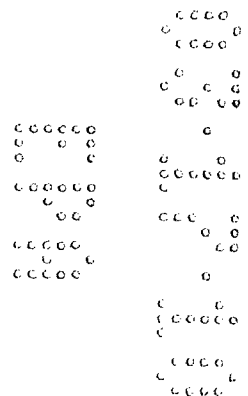
SANITIZING PREVIOUSLY CLEANED, NON-POROUS SURFACES AND EQUIPMENT IN FOOD, BEVERAGE, MEAT, POULTRY, EGG AND SEAFOOD PROCESSING PLANTS: Remove all gross food particles and soil from equipment and surfaces with a good detergent, pre-flush, pre-soak or pre-scrape treatment. Rinse with potable water. Prepare a 200 - 400 ppm active quaternary solution by adding 1 - 2 ounces of this product to 4 gallons of water, 2.5 - 5.0 ounces to 10 gallons of water, or 5 - 10 ounces to 20 gallons of water. Sanitize with this solution by wetting all surfaces thoroughly by application of a coarse spray, flooding, immersion, or brushing. Allow sanitizer solution to contact surface for at least one minute. Drain and allow equipment to air dry. Prepare a fresh solution daily or more frequently as soil is apparent. Test sanitizer periodically with a quaternary tester to maintain the 200 - 400 ppm active level.

To prepare a 200, 300 or 400 ppm active quaternary solution, use the following dilution table:

Active Quat Solution	1 Gallon	4 Gallons	10 Gallons	20 gallons
200 ppm	0.25 ounce	1 ounce	2.5 ounces	5 ounces
300 ppm	0.376 ounce	1.5 ounces	3.76 ounces	7.5 ounces
400 ppm	0.5 ounce	2 ounces	5 ounces	10 ounces

HARD WATER TOLERANCE

This product fulfills the criteria of Appendix F of the Grade A Pasteurized Milk Ordinance 1965 recommendation of the U.S. Public Health Service in waters up to 600 ppm of hardness calculated as calcium carbonate, when tested by the AOAC Germicidal and Detergent/Sanitizing Official Method. Consult your milk inspector or health officers for recommendations on your local program.



(for containers 5 gallons or greater)

ENVIRONMENTAL HAZARDS

This pesticide is toxic to fish and aquatic organisms. Do not discharge effluent containing this product into lakes, streams, ponds, estuaries, oceans or public waters unless in accordance with the requirements of a National Pollutant Discharge Elimination System (NPDES) permit and the permitting authority has been notified in writing prior to discharge. Do not discharge effluent containing this product to sewer systems without previously notifying the sewage treatment plant authority. For guidance contact your State Water Board or Regional Office of the EPA.

PRECAUTIONARY STATEMENTS

HAZARDS TO HUMANS AND DOMESTIC ANIMALS.

DANGER

KEEP OUT OF REACH OF CHILDREN. CORROSIVE. Causes irreversible eye damage and skin burns. May be fatal if absorbed through skin. Harmful if swallowed. Do not get in eyes, on skin or on clothing. Wear goggles or face shield, rubber gloves and protective clothing when handling. Remove contaminated clothing and wash before reuse. Wash thoroughly with soap and water after handling and before eating, drinking or using tobacco.

STORAGE AND DISPOSAL

DO NOT CONTAMINATE WATER, FOOD OR FEED BY STORAGE OR DISPOSAL.

PESTICIDE STORAGE - Store in a dry place no lower in temperature than 50°F or higher than 120°F. ~~Store in an area inaccessible to children.~~

(for products with industrial, institutional and commercial use sites)

CONTAINER DISPOSAL - Nonrefillable container. Do not reuse or refill this container. Offer for recycling, if available. Triple rinse container promptly after emptying.

(Containers 5 gallons or less)

Triple rinse as follows: Fill container 1/4 full with water and recap. Agitate vigorously. Follow Pesticide Disposal instructions for rinsate disposal. Drain for 10 seconds after the flow begins to drip. Repeat procedure two more times. Then offer for recycling or reconditioning. If not available, puncture and dispose in a sanitary landfill.

(Containers greater than 5 gallons)

Triple rinse as follows: Fill container 1/4 full with water. Tip container on its side and roll it back and forth, ensuring at least one complete revolution for 30 seconds. Stand the container on its end and tip it back and forth several times. Turn the container over onto its other end and tip it back and forth several times. Empty the rinsate into the application equipment or mix tank or store rinsate for later use or disposal. Repeat this procedure two more times. Then offer for recycling or reconditioning. If not available, puncture and dispose in a sanitary landfill.

PESTICIDE DISPOSAL - Pesticide wastes are acutely hazardous. Improper disposal of excess pesticide, spray mixture, or rinsate is a violation of Federal Law. If these wastes cannot be disposed of by use according to label instructions, contact your State Pesticide or Environmental Control Agency, or the Hazardous Waste representative at the nearest EPA Regional Office for guidance.

