

**RESTRICTED USE PESTICIDE**

Because of the high acute toxicity of triphenyltin hydroxide and its potential for affecting fetal development, this product may be applied only by certified applicators or persons directly under their supervision.

**Super Tin® 80WP**

**Fungicide Wettable Powder in-**

**AGPAK® Water Soluble Pack**

**Active Ingredient:**

Triphenyltin hydroxide . . . . .	80%
Inert Ingredients . . . . .	20%
Total: . . . . .	100%

Contains 6.0 ozs. triphenyltin hydroxide per 7.5 oz. pack  
Contains 1.87 lb. triphenyltin hydroxide per 2.34 lb. pack

**KEEP OUT OF REACH OF CHILDREN  
DANGER - PELIGRO**

[ Skull and Crossbones symbol goes here ]  
**POISON**

Si usted no entiende la etiqueta, busque a alguien para que se la explique a usted en detalle.  
(If you do not understand this label, find someone to explain it to you in detail).

**STATEMENT OF PRACTICAL TREATMENT**

**IF ON SKIN:** Wash with plenty of soap and water. Get medical attention.

**IF INHALED:** Remove victim to fresh air. If not breathing, give artificial respiration, preferably mouth-to-mouth. Get medical attention.

**IF IN EYES:** Flush with plenty of water. Call a physician.

**IF SWALLOWED:** Do not induce vomiting. Drink promptly a large quantity of milk, egg whites, gelatin solution, or if these are not available, drink large quantities of water. Call a physician or Poison Control Center. Avoid alcohol.

**NOTE TO PHYSICIAN:** Probable mucosal damage may contraindicate the use of gastric lavage.

GRIFFIN CORPORATION  
Valdosta, Georgia 31601

EPA Reg. No. 1812-350  
EPA Reg. No. \_\_\_\_\_

Net Contents \_\_\_\_\_

**ACCEPTED**

FEB - 6 1996

Under the Federal Insecticide, Fungicide, and Rodenticide Act, as amended, for the pesticide registered under EPA Reg. No. 1812-350

## PRECAUTIONARY STATEMENTS

### HAZARDS TO HUMANS & DOMESTIC ANIMALS

#### DANGER - PELIGRO

~~Precautionary Statements:~~ Fatal if inhaled. Corrosive, causes irreversible eye damage and skin burns. May be fatal if swallowed or absorbed through the skin. Do not get in eyes, on skin or on clothing. Do not breathe dust, vapor, or spray mist.

The United States Environmental Protection Agency has determined that triphenyltin hydroxide, the active ingredient of this product, affects fetal development in laboratory animals. Exposure to this product during pregnancy should be avoided.

#### PERSONAL PROTECTIVE EQUIPMENT

Applicators and other handlers must wear:

- Coveralls over long-sleeved shirt and long pants
- Waterproof gloves
- Chemical-resistant footwear plus socks
- Protective eyewear
- Chemical-resistant headgear for overhead exposure
- Chemical-resistant apron when cleaning equipment, mixing, or loading

For exposures outdoors:

Dust/mist filtering respirator (MSHA/NIOSH approval number prefix TC-21C)

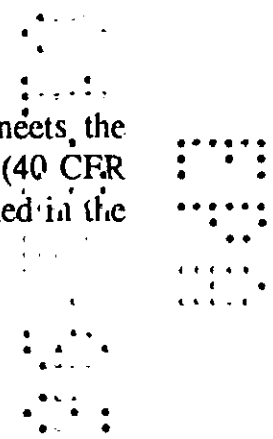
For exposures in enclosed areas:

A respirator with either an organic vapor-removing cartridge with prefilter approved for pesticides (MSHA/NIOSH approval number prefix TC-23C), or a canister approved for pesticides (MSHA/NIOSH approval number prefix TC-14G)

Discard clothing and other absorbent materials that have been drenched or heavily contaminated with this product's concentrate. Do not reuse them. Follow the manufacturer's instructions for cleaning/maintaining PPE. If no such instructions for washables, use detergent and hot water. Keep and wash PPE separately from other laundry.

Engineering controls statements:

When handlers use closed systems, enclosed cabs, or aircraft in a manner that meets the requirements listed in the Worker Protection Standard (WPS) for agricultural pesticides (40 CFR 170.240 (d)(4-6), the handler PPE requirements may be reduced or modified as specified in the WPS.



The closed systems or enclosed cabs must be used in a manner that meets the requirements listed in the Worker Protection Standard (WPS) for agricultural pesticides (40 CFR 170.240 (d)(4-6). The handler PPE requirements may be reduced or modified as specified in the WPS.

Human flaggers must be in enclosed cabs.

### USER SAFETY RECOMMENDATIONS

Users should:

- Wash hands before eating, drinking, chewing gum, using tobacco or using the toilet.
- Remove clothing immediately if pesticide gets inside. Then wash thoroughly and put on clean clothing.
- Remove PPE immediately after handling this product. Wash the outside of gloves before removing. As soon as possible, wash thoroughly and change into clean clothing.

~~The United States Environmental Protection Agency has determined that triphenyltin hydroxide, the active ingredient of this product, affects fetal development in laboratory animals. Exposure to this product during pregnancy should be avoided.~~


### ENVIRONMENTAL HAZARDS

This pesticide is toxic to fish and wildlife. Do not apply directly to water, to areas where surface water is present or to intertidal areas below the mean high water mark. Drift or runoff from treated areas may be hazardous to aquatic organisms in neighboring areas. Cover or incorporate spills. Do not contaminate water while disposing of equipment washwaters.

### DIRECTIONS FOR USE

It is a violation of Federal law to use this product in a manner inconsistent with its labeling. Do not apply this product in a way that will contact workers or other persons, either directly or through drift. Only protected handlers may be in the area during application. For any requirements specific to your State or Tribe, consult the agency responsible for pesticide regulation.

~~In case of accidental exposure, see Statement of Practical Treatment.~~



### AGRICULTURAL USE REQUIREMENTS

Use this product only in accordance with its labeling and with the Worker Protection Standard, 40 CFR part 170. This Standard contains requirements for protection of agricultural workers on farms, forests, nurseries, and greenhouses and handlers of agricultural pesticides. It contains requirements for training, decontamination, notification, and emergency assistance. It also contains specific instructions and exceptions pertaining to the statements on this label about personal protective equipment (PPE), notification to workers and restricted entry intervals. The requirements in this box only apply to uses of this product that are covered by the Worker Protection Standard.

Do not enter or allow worker entry into treated areas during the restricted entry interval (REI) of 48 hours.

PPE required for early entry to treated areas that is permitted under the Worker Protection Standard and that involves contact with anything that has been treated, such as plants, soil, or water, is:

- Coveralls over long-sleeved shirt and long pants
- Waterproof gloves
- Chemical-resistant footwear plus socks
- Protective eyewear
- Chemical-resistant headgear for overhead exposure


Notify workers of the application by warning them orally and by posting warning signs at entrances to treated areas.

### STORAGE AND DISPOSAL

Do not contaminate water, food, or feed by storage or disposal.

**CONTAINER DISPOSAL:** Completely empty outer bag into application equipment. Then dispose of empty bag in a sanitary landfill, or by incineration, or if allowed by state and local authorities, by burning. If burned, stay out of smoke.

**PESTICIDE DISPOSAL:** Pesticide wastes are acutely hazardous. Improper disposal of excess pesticide, spray mixture, or rinsate is a violation of Federal law. If these wastes cannot be disposed of by use according to label instructions, contact your State Pesticide or Environmental Control Agency, or the Hazardous Waste representative at the nearest EPA Regional Office for guidance.



### APPLICATION DIRECTIONS

**GROUND AND AERIAL APPLICATION:** Super Tin 80WP Fungicide can be applied as a ground or aerial spray to control fungal infestations on listed crops. Application rates are for general use and must not be exceeded. The state agricultural extension or a local experiment station specialist should be consulted for specific applications and timing recommendations. With any spray application, thorough coverage is essential for good control. Do not apply this product through any type of irrigation system except on potatoes.

Apply this product only as specified on this label.

In case of accidental exposure, see Statement of Practical Treatment.

**MIXING PROCEDURES:** When using Super Tin 80WP alone open outer bag and place the entire water soluble pack into the filled spray tank and close tank immediately. Do not open water soluble pack.

If boron or other micronutrients, fertilizers or other crop protection chemicals are to be used, fill spray tank 2/3 full, with agitation running add Super Tin 80WP and close lid. Do not open water soluble pack. Allow approximately 10 minutes for the water soluble package to dissolve. After package has dissolved, add other products and remaining water. Continue agitation during sprayout. See PRECAUTION statement below on emulsifiable concentrate insecticides.

### GENERAL CHEMIGATION INSTRUCTIONS


Do not apply this product through any type of irrigation system on crops other than potatoes. Apply this product only through one or more of the following types of systems: sprinkler including center pivot, lateral move, end tow, side (wheel) roll, traveler, big gun, solid set, or hand move irrigation system. Do not apply this product through any other type of irrigation system.

Crop injury, lack of effectiveness, or illegal pesticide residues in the crop can result from non-uniform distribution of treated water.

For specific information about calibration, contact State Extension Service specialists, equipment manufacturers or other irrigation experts.

Do not connect an irrigation system used for pesticide application to a public water system unless the pesticide label-prescribed safety devices for public water systems are in place.

A person knowledgeable of the chemigation system and responsible for its operation, or under the supervision of the responsible person, shall shut the system down and make necessary adjustments should the need arise.



~~This sign is in addition to any sign posted to comply with the Worker Protection Standard.~~

Posting of areas to be chemigated is required when 1) any part of a treated area is within 300 feet of sensitive areas such as residential areas, labor camps, businesses, day care centers, hospitals, in-patient clinics, nursing homes or any public areas such as schools, parks, playgrounds, or other public facilities not including public roads, or 2) when the chemigated area is open to the public such as golf courses or retail greenhouses.

Posting must conform to the following requirement. Treated areas shall be posted with signs at all usual points of entry and along likely routes of approach from the listed sensitive areas. When there are no usual points of entry, signs must be posted in the corners of the treated areas and in any location affording maximum visibility to sensitive areas. The printed side of the sign should face away from the treated area towards the sensitive area. The signs shall be printed in English. Signs must be posted prior to application. Signs may remain in place indefinitely as long as they are composed of materials to prevent deterioration and maintain legibility for the duration of the posting period.

All words shall consist of letters at least 2 1/2 inches tall, and all letters and the symbol shall be a color which sharply contrasts with their immediate background. At the top of the sign shall be the words KEEP OUT, followed by an octagonal stop sign symbol at least 8 inches in diameter containing the word STOP. Below the symbol shall be the words PESTICIDES IN IRRIGATION WATER. ~~This sign is in addition to any sign posted to comply with the Worker Protection Standard.~~

### SPRINKLER CHEMIGATION


The system must contain a functional check valve, vacuum relief valve, and low pressure drain appropriately located on the irrigation pipeline to prevent water source contamination from backflow.

The pesticide injection pipeline must contain a functional, automatic, quick-closing check valve to prevent the flow of fluid back toward the injection pump.

The pesticide injection pipeline must contain a functional, normally closed, solenoid-operated valve located on the intake side of the injection pump and connected to the system interlock to prevent fluid from being withdrawn from the supply tank when the irrigation system is either automatically or manually shut down.

The system must contain functional interlocking controls to automatically shut off the pesticide injection pump when the water pump motor stops.

The irrigation line or water pump must include a functional pressure switch which will stop the water pump motor when the water pressure decreases to the point where pesticide distribution is adversely affected.



Systems must use a metering pump, such as a positive displacement injection pump (e.g., diaphragm pump) effectively designed and constructed of materials that are compatible with pesticides and capable of being fitted with a system interlock.

Do not apply when wind speed favors drift beyond the area intended for treatment.


Super Tin 80WP should be added through a traveling irrigation system continuously or at the last 30 minutes of solid set or hand moved irrigation systems. Agitation is recommended.

### PRECAUTIONS

~~Do not add~~ We do not recommend mixture with surfactants, spreaders, stickers, or buffers, unless testing or prior experience has shown the mixture to be non-phytotoxic to the crop. Combinations with some pesticides, micro-nutrients, spreaders, stickers, surfactants, or buffering agents can increase phytotoxicity. Phytotoxicity may be severe. Emulsifiable concentrate insecticides can be especially injurious in combination. ~~We do not recommend mixture with the above unless testing or prior experience has shown the mixture to be non-phytotoxic to the crop.~~ Do not graze dairy or meat animals in treated areas.

### GENERAL INSTRUCTIONS FOR APPLICATION

CROP	DISEASE	DRY OZ/ ACRE	USE DIRECTIONS
Sugar Beets	Cercospora Leafspot	2.5 - 5.0  (15 - 7.5 acres/2.34 lb. pack or 3 - 1.5 acres/7.5 oz. pack)	Ground (Closed Cabs Only): Apply in at least 15 gallons of water. Full coverage of the foliage is necessary for best results.  Aerial (helicopter or fixed wing aircraft): Apply in 5-10 gallons of water.  Diluted spray should be directed uniformly to all parts of the plant. Use lower gallonage when plants are small and increase volume with plant size. Use the lower rate for protective sprays and the higher rates later in the season or during high infection periods. Application should begin when leafspot conditions appear or when the disease is in the area and repeated at 10 to 14 day intervals. Do not exceed 15 oz/acre per season. Do not treat within 21 days of harvest. Do not graze or feed beet tops to livestock.



Potato Early & Late Blight, Suppression of Colorado Potato Beetle 2.5 - 3.75\* (15 - 10 acres/2.34 lb. pack or 3 - 1.5 acres/7.5 oz. pack)

Ground (Closed Cabs Only): Apply in at least 15 gallons of water. Full coverage of the foliage is necessary for best results. A spray pressure of less than 200 psi is recommended.

Aerial: Apply in 3-10 gallons of water. For helicopter application, fly high enough so as not to whip the vines.

Diluted spray should be directed uniformly to all parts of the plant and the gallonage increased according to the size of the plants. Application should begin with the appearance of blight weather conditions and continue on a 7 day schedule. Do not treat within 21 days of harvest. Do not exceed 15 oz/acre per season. The lower rate of application should be used early in the season and the high rate mid to late season or when blight infection is in the area.

**\*PEST MANAGEMENT SYSTEMS.** When used in combination with another fungicides registered for disease control on potatoes, a 1.87 oz/acre rate may be employed.

Pecan Scab, Brown Leafspot, Downy Spot, Powdery Mildew, Liver Spot, Sooty Mold, Leaf Blotch 5.0 - 7.5 (7.5 - 5 acres/2.34 lb. pack or 3 - 1.5 acres/7.5 oz. pack)

Ground (Closed Cabs Only): Apply in sufficient water to provide for full coverage.

Aerial: Apply in a minimum of 20 gallons of water.

Diluted spray should be directed to all parts of the tree. Application should begin at pre-pollination stages when the young leaves are unfolding, and a second application made when the small nuts are forming. Apply a maximum of 10 treatments during a single growing season at 2-4 week intervals as needed to maintain control. Use the lower rate for the first





two applications or until the disease becomes severe, or during dry weather. Use the higher rate during wet weather or during severe scab, powdery mildew, or other disease infections. Do not apply after shucks have started to open.

**WARRANTY STATEMENT**

GRIFFIN CORPORATION warrants that this product conforms to the chemical description on the label thereof and is reasonably fit for purposes stated on such label only when used in accordance with directions under normal use conditions. It is impossible to eliminate all risks inherently associated with use of this product. Crop injury, ineffectiveness, or other unintended consequences may result because of such factors as weather conditions, presence of other materials, or the manner of use or application, all of which are beyond the control of GRIFFIN. In no case shall GRIFFIN be liable for consequential, special, or indirect damages resulting from the use or handling of this product. All such risks shall be assumed by the Buyer. The exclusive remedy of any buyer of this product for any and all losses, injuries, or damages resulting from or in any way arising from the use, handling, or application of this product, whether in contract, warranty, tort, negligence, strict liability, or otherwise, shall not exceed the purchase price paid for this product or, at Griffin Corporation's election, the replacement of this product. GRIFFIN MAKES NO WARRANTIES OF MERCHANTABILITY OR FITNESS FOR A PARTICULAR PURPOSE NOR ANY OTHER EXPRESS OR IMPLIED WARRANTY EXCEPT AS STATED ABOVE.

Super Tin is a trademark of Griffin Corporation.

AGPAK is a trademark of Griffin Corporation.

