

4421  
P-1057

**RESTRICTED USE PESTICIDE**

Because of the high acute toxicity of triphenyltin hydroxide and its potential for creating teratogenic effects, this product may be applied only by certified applicators or persons directly under their supervision.

**DU-TER®**

**Wettable Powder  
in Water Soluble Bag**

**Active Ingredient:**

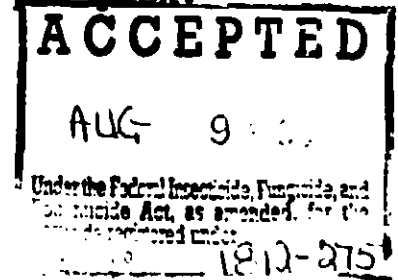
Triphenyltin hydroxide . . . . .	47.5%
Inert Ingredients . . . . .	52.5%
Total: . . . . .	100.0%

Contains 15.2 oz. triphenyltin hydroxide per pack.

**KEEP OUT OF REACH OF CHILDREN**

**DANGER - PELIGRO**

**POISON**



**IF ON SKIN:** Wash with plenty of soap and water.

**IF INHALED:** Remove victim to fresh air. If not breathing, give artificial respiration, preferably mouth-to-mouth. Get medical attention.

**IF IN EYES:** Flush with plenty of water. Call a physician.

**IF SWALLOWED:** Do not induce vomiting. Drink promptly a large quantity of milk, egg whites, gelatin solution, or if these are not available, drink large quantities of water. Call a physician or Poison Control Center.

**"PRECAUCION AL USUARIO:** Si usted no lee ingles no use este producto hasta que le etiqueta haya sido explicado ampliamente."

See Side Panel for Additional Precautionary Statements.

GRIFFIN CORPORATION  
Valdosta, Georgia 31601

EPA Reg. No. 1812-275  
EPA Reg. No. 1812-275

• DU-TER is a Registered Trademark of Duphar B.V., Weesp, The Netherlands

Net Contents 2 Lbs

2021

**PRECAUTIONARY STATEMENTS**

**HAZARDOUS TO HUMANS & DOMESTIC ANIMALS**

**DANGER - PELIGRO**

**DANGER:** Fatal if inhaled. Corrosive, causes irreversible eye damage. May be harmful or fatal if swallowed or absorbed through the skin. Do not get in eyes, or on skin. Do not breathe dust, vapor, or spray mist. When handling either products containing TPTH or spray-diluted mixtures, wear protective clothing (long pants, long sleeve shirt, impermeable gloves, hat, boots, and a pesticide respirator jointly approved by the Mining Enforcement and Safety Administration and the National Institute for Occupational Safety and Health.) When handling the concentrated products, wear a face shield. Wash thoroughly with soap and water after handling and before eating or smoking. Remove contaminated clothing and wash before reuse. Do not enter treated areas for 24 hours.

(The United States Environmental Protection Agency has determined that triphenyltin hydroxide causes birth defects in laboratory animals. Exposure to triphenyltin hydroxide during pregnancy should be avoided.

**ENVIRONMENTAL HAZARDS**

This pesticide is toxic to fish and wildlife. Do not apply directly to water or wetlands. Drift or runoff from treated areas may be hazardous to aquatic organisms in neighboring areas. Cover or incorporate spills. Do not contaminate water while disposing of equipment washwaters.

**DIRECTIONS FOR USE**

(It is a violation of Federal law to use this product in a manner inconsistent with its labeling.

**RE-ENTRY STATEMENT**

Do not apply this product in such a manner as to directly or through drift expose workers or other persons. The area being treated must be vacated by unprotected persons.

Do not enter treated areas without protective clothing for 24 hours after treatment. Because certain states may require more restrictive re-entry intervals for various crops treated with this product, consult your State Department of Agriculture for further information.

Written or oral warnings must be given to workers who are expected to be in a treated area or in an area about to be treated with this product. (Indicate specific oral warnings which inform workers of areas or fields that may not be entered without specific protective clothing, period of time field must be vacated and appropriate actions to take in case of accidental exposure.) When oral warnings are given, warnings shall be given in a

language customarily understood by workers. Oral warnings must be given if there is reason to believe that written warnings cannot be understood by workers. Written warnings must include the following information: DANGER. Area treated with DU-TER® on (date of application). Do not enter treated areas without appropriate protective clothing until sprays have dried. In case of accidental exposure, see Statement of Practical Treatment.

**STORAGE AND DISPOSAL**

Do not contaminate water, food, or feed by storage or disposal.

**CONTAINER DISPOSAL:** Completely empty bag into application equipment. Then dispose of empty bag in a sanitary landfill, or by incineration, or if allowed by state and local authorities, by burning. If burned, stay out of smoke.

**PESTICIDE DISPOSAL:** Pesticide wastes are acutely hazardous. Improper disposal of excess pesticide, spray mixture, or rinsate is a violation of Federal law. If these wastes cannot be disposed of by use according to label instructions, contact your State Pesticide or Environmental Control Agency, or the Hazardous Waste representative at the nearest EPA Regional Office for guidance.


DU-TER® Fungicide can be applied as a ground or aerial spray to control fungal infestations on listed crops. Application rates are for general use. The state agricultural extension or agricultural experiment station specialist should be consulted for specific applications and timing recommendations. With any spray application, thorough coverage is essential for good control. Do not apply this product through any type of irrigation system except on potatoes.

Apply this product only as specified on this label.

**GENERAL CHEMIGATION INSTRUCTIONS**

Do not apply this product through any type of irrigation system on crops other than potatoes. Apply this product only through one or more of the following types of systems: sprinkler including center pivot, lateral move, end tow, side (wheel) roll, traveler, big gun, solid set, or hand move irrigation system. Do not apply this product through any other type of irrigation system.

Crop injury, lack of effectiveness, or illegal pesticide residues in the crop can result from non-uniform distribution of treated water.



For specific information about calibration, contact State Extension Service specialists, equipment manufacturers or other irrigation experts.

Do not connect an irrigation system used for pesticide application to a public water system unless the pesticide label-prescribed safety devices for public water systems are in place.

A person knowledgeable of the chemigation system and responsible for its operation, or under the supervision of the responsible person, shall shut the system down and make necessary adjustments should the need arise.

Posting of areas to be chemigated is required when 1) any part of a treated area is within 300 feet of sensitive areas such as residential areas, labor camps, businesses, day care centers, hospitals, in-patient clinics, nursing homes or any public areas such as schools, parks, playgrounds, or other public facilities not including public roads, or 2) when the chemigated area is open to the public such as golf courses or retail greenhouses.


( Posting must conform to the following requirement. Treated areas shall be posted with signs at all usual points of entry and along likely routes of approach from the listed sensitive areas. When there are no usual points of entry, signs must be posted in the corners of the treated areas and in any location affording maximum visibility to sensitive areas. The printed side of the sign should face away from the treated area towards the sensitive area. The signs shall be printed in English. Signs must be posted prior to application and must remain posted until foliage has dried and soil surface water has disappeared. Signs may remain in place indefinitely as long as they are composed of materials to prevent deterioration and maintain legibility for the duration of the posting period.

All words shall consist of letters at least 2 1/2 inches tall, and all letters and the symbol shall be a color which sharply contrasts with their immediate background. At the top of the sign shall be the words KEEP OUT, followed by an octagonal stop sign symbol at least 8 inches in diameter (containing the word STOP. Below the symbol shall be the words PESTICIDES IN IRRIGATION WATER.

#### SPRINKLER CHEMIGATION

The system must contain a functional check valve, vacuum relief valve, and low pressure drain appropriately located on the irrigation pipeline to prevent water source contamination from backflow.

The pesticide injection pipeline must contain a functional, automatic, quick-closing check valve to prevent the flow of fluid back toward the injection pump.



page 1

The pesticide injection pipeline must contain a functional, normally closed, solenoid-operated valve located on the intake side of the injection pump and connected to the system interlock to prevent fluid from being withdrawn from the supply tank when the irrigation system is either automatically or manually shut down.

The system must contain functional interlocking controls to automatically shut off the pesticide injection pump when the water pump motor stops.

The irrigation line or water pump must include a functional pressure switch which will stop the water pump motor when the water pressure decreases to the point where pesticide distribution is adversely affected.

Systems must use a metering pump, such as a positive displacement injection pump (e.g., diaphragm pump) effectively designed and constructed of materials that are compatible with pesticides and capable of being fitted with a system interlock.

( ) not apply when wind speed favors drift beyond the area intended for treatment.

Before adding DU-TER® to the spray tank, partially fill with water. Add the desired amount of DU-TER® according to the rates listed elsewhere. After mixing thoroughly, add remaining water to spray tank. Continuous agitation within the spray tank is essential. If used in combination with a wettable powder product, place the wettable powder in partially filled tank first, if a liquid, add DU-TER® to tank first.

DU-TER® should be added through a traveling irrigation system continuously or at the last 30 minutes of solid set or hand moved irrigation systems. Agitation is recommended.

#### PRECAUTIONS

DU-TER® Fungicide can be applied in combination with SUPER SIX™ for additional fungicidal control. Do not add surfactants, spreaders, stickers, or buffers. Combinations with some pesticides, micro-nutrients, spreaders, stickers, surfactants, or buffering agents can increase phytotoxicity. Phytotoxicity may be severe. Emulsifiable concentrate insecticides can be especially injurious in combination. We do not recommend mixture with the above unless testing or prior experience has shown the mixture to be non-phytotoxic to the crop. Do not graze dairy or meat animals in treated areas.

#### GENERAL INSTRUCTIONS FOR APPLICATION

CROP	DISEASE	ACRES/PACK	USE DIRECTIONS
Sugar Beets	Cercospora Leafspot	4-7	Ground (Closed Cabs Only): Apply in at least 15 gallons of water. Full coverage of the foliage is necessary for best results.

Aerial (helicopter or fixed wing aircraft): Apply in 5-10 gallons of water.

Diluted spray should be directed uniformly to all parts of the plant. Use lower gallonage when plants are small and increase volume with plant size. Use the lower rate for protective sprays and the higher rates later in the season or during high infection periods. Application should begin when leafspot conditions appear or when the disease is in the area and repeated at 10 to 14 day intervals.

Do not exceed 60 oz/acre per season. Do not treat within 21 days of harvest. Do not graze or feed beet tops to livestock.

Ground (Closed Cabs Only): Apply in at least 15 gallons of water. Full coverage of the foliage is necessary for best results. A spray pressure of less than 200 psi is recommended.

Aerial: Apply in 3-10 gallons of water. For helicopter application, fly high enough so as not to whip the vines.

Diluted spray should be directed uniformly to all parts of the plant and the gallonage increased according to the size of the plants. Application should begin with the appearance of blight, weather conditions and continue on a 7 day schedule. Do not treat within 21 days of harvest. Do not exceed 60 oz/acre per season. The lower rate of application should be used early in the season and the high rate mid to late season or when blight infection is in the area.

Potatoes Early & Late Blight, Suppression of Colorado Potato Beetle 4-7\*

**\*PEST MANAGEMENT SYSTEMS.** When used in combination with another fungicide registered for disease control on potatoes, a 10 acre/pack rate may be employed.

Pecan                    Scab, Brown                    2.5-4  
                                 Leafspot,  
                                 Downy Spot,  
                                 Powdery Mildew,  
                                 Liver Spot,  
                                 Sooty Mold,  
                                 Leaf Blotch

**Ground (Closed Cabs Only):**  
Apply in sufficient water to provide for full coverage.

**Aerial:** Apply in a minimum of 20 gallons of water.

Diluted spray should be directed to all parts of the tree. Application should begin at pre-pollination stages when the young leaves are unfolding, and a second application made when the small nuts are forming. Apply a maximum of 10 treatments during a single growing season at 2-4 week intervals as needed to maintain control. Use the lower rate for the first two applications or until the disease becomes severe, or during dry weather. Use the higher rate during wet weather or during severe scab, powdery mildew, or other disease infections. Do not apply after shucks have started to open.

**NOTICE OF WARRANTY**



GRIFFIN CORPORATION warrants that this product conforms to the chemical description on the label thereof and is reasonably fit for purposes stated on such label only when used in accordance with directions under normal use conditions. It is impossible to eliminate all risks inherently associated with use of this product. Crop injury, ineffectiveness, or other unintended consequences may result because of such factors as weather conditions, presence of other materials, or the manner of use or application, all of which are beyond the control of GRIFFIN. In no case shall GRIFFIN be liable for consequential, special, or indirect damages resulting from the use or handling of this product. All such risks shall be assumed by the Buyer. GRIFFIN MAKES NO WARRANTIES OF MERCHANTABILITY OR FITNESS FOR A PARTICULAR PURPOSE NOR ANY OTHER EXPRESS OR IMPLIED WARRANTY EXCEPT AS STATED ABOVE.