

COTTON-PRO®

Flowable Herbicide

For selective weed control in cotton and celery

ACTIVE INGREDIENT:

Prometryn (2,4-bis(isopropylamino)-6-(methylthio)s-triazine..... 45.41%

INERT INGREDIENTS..... 54.59%**TOTAL..... 100.00%**

Contains 4 Pounds Prometryn Per Gallon of Product

KEEP OUT OF REACH OF CHILDREN**CAUTION****STATEMENT OF PRACTICAL TREATMENT**

IF SWALLOWED: Drink 1 or 2 glasses of water or milk and induce vomiting by touching back of throat with finger. Do not induce vomiting or give anything by mouth to an unconscious person. Get medical attention.

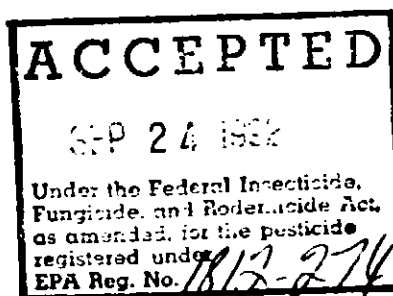
IF INHALED: Remove victim to fresh air. If not breathing, give artificial respiration, preferably mouth to mouth. Get medical attention.

IF ON SKIN: Wash immediately with soap and water. Get medical attention if irritation persists.

IF IN EYES: Flush with plenty of water for 15 minutes. Get medical attention if irritation persists.

**GRIFFIN CORPORATION
VALDOSTA, GEORGIA 31601**

**EPA REG. NO. 1812-274
EPA EST. NO. 1812-GA-3**

NET CONTENTS 2½ Gallons

**PRECAUTIONARY STATEMENTS
HAZARDS TO HUMANS AND DOMESTIC ANIMALS
CAUTION**

Harmful if inhaled. Harmful if swallowed or absorbed through the skin. Avoid breathing vapors or spray mist. Avoid contact with eyes, skin or clothing. Do not apply this product in such a manner as to directly or through drift expose workers or other persons. The area being treated must be vacated by unprotected persons.

ENVIRONMENTAL HAZARDS

Do not apply directly to water or wetlands (swamps, bogs, marshes, and potholes). Do not contaminate water when disposing of equipment washwaters.

DIRECTIONS FOR USE

) It is a violation of Federal Law to use this product in a manner inconsistent with its labeling.

RE-ENTRY STATEMENT

Do not enter treated areas without protective clothing until sprays have dried. Because certain states may require more restrictive re-entry intervals for various crops treated with this product, consult your State Department of Agriculture for further information.

) Written or oral warnings must be given to workers who are expected to be in a treated area or in an area about to be treated with this product. (Indicate specific oral warnings which inform workers of areas or fields that may not be entered without specific protective clothing, period of time field must be vacated and appropriate actions to take in case of accidental exposure). When oral warnings are given, warnings shall be given in a language customarily understood by workers. Oral warnings must be given if there is reason to believe that written warnings cannot be understood by workers. Written and oral warnings must include the following information: CAUTION - Area treated with Cotton-Pro on (date of application). Do not enter without appropriate protective clothing until sprays have dried. In case of accidental exposure, follow instructions under Statement of Practical Treatment section.

STORAGE AND DISPOSAL

Do not contaminate water, food or feed by storage or disposal. Open dumping is prohibited. Do not reuse empty containers.

PESTICIDE DISPOSAL: Wastes resulting from the use of this product may be disposed of on site or at an approved waste disposal facility.

CONTAINER DISPOSAL: Triple rinse (or equivalent). Then offer for recycling or reconditioning or puncture and dispose of in a sanitary landfill or by incineration or, if allowed by State and local authorities, by burning. If burned, stay out of smoke.

GENERAL INFORMATION

Do not apply this product through any type of irrigation system.

Do not allow livestock to feed or graze on treated cotton crops.

Cotton-Pro is a selective herbicide that may be applied either before or after weeds emerge for control of most annual broadleaf weeds and grasses.

When applied before weeds emerge, Cotton-Pro enters weeds through their roots. Thus, its effectiveness depends on moisture to move it into the soil. Under very dry soil conditions after application, a shallow cultivation or rotary hoeing will generally result in better weed control. When applied to emerged weeds, Cotton-Pro provides foliar knockdown of existing weeds and residual control of later germinating weeds, depending on the rate applied.

Following many years of continuous use of this product and chemically related products, biotypes of some of the weeds listed on this label have been reported which cannot be effectively controlled by this and related herbicides. Where this is known or suspected, we recommend the use of this product in combination with other registered herbicides which are not triazines. Consult with your State Agricultural Extension Service for specific recommendations.

IMPORTANT: FAILURE TO FOLLOW PRECAUTIONS ON THIS LABEL MAY RESULT IN CROP INJURY, POOR PERFORMANCE, AND/OR ILLEGAL RESIDUES.

GRASSES AND BROADLEAF WEEDS CONTROLLED BY Cotton-Pro

Annual morningglory	Goosegrass	Pigweed (carelessweed)
Barnyardgrass	Groundcherry	Purslane
(watergrass)	Junglerice	Ragweed
Black nightshade	Lambsquarter	Signalgrass (and other
Crabgrass	Malva	Brachiaria spp.)
Florida pusley	Mustard	Smartweed
Foxtail	Panicum spp.	Teaweed (prickly sida)
		Wild Oats

Cotton-Pro also controls shallow-germinating seedlings of:

Coffeeweed
Cocklebur
Sandbur

Cotton-Pro does not control:

Bermudagrass
Johnsongrass
Other established perennials
Sprangletop at selective rates

BEST AVAILABLE COPY

APPLICATION DIRECTIONS

AERIAL APPLICATION PREPLANT, PREEMERGENCE AND WINTER WEED CONTROL (cotton only): Use aerial application only where broadcast applications are specified. Use a minimum of 3 gals of spray mixture per acre. Avoid applications under conditions where uniform coverage cannot be obtained or where excessive spray drift may occur. Do not use aerial application postemergence.

Avoid application to humans or animals. Flagmen and loaders should avoid inhalation of spray mist and prolonged contact with skin, and should wash thoroughly before eating and at the end of each day's operation.

To assure that spray will be controllable within the target area, make applications at a maximum height of 10 ft. above vegetation, using low drift nozzles at a minimum pressure of 40 psi and restrict application to periods when wind speed does not exceed 10 mph. To assure that spray will not adversely affect adjacent sensitive non-target plants, apply by aircraft at a minimum upwind distance of 400 feet from sensitive plants. Avoid spray overlap, as crop injury may result.

GROUND APPLICATION: Use conventional spray equipment with hydraulic or mechanical agitation except in Arizona and California where only mechanical agitators are recommended. Screens in nozzles and in suction and in-line strainers should be no finer than 50-mesh. Use a pump with capacity to maintain 35-40 psi at the nozzles. If hydraulic agitation is used, the pump should also provide sufficient agitation in the tank to keep the mixture in suspension.

Unless otherwise specified, use Cotton-Pro in a minimum of 10 gallons of water per acre for all preplant, preemergence and postemergence applications with ground equipment. For preplant incorporated or preemergence application, use flat fan nozzle tips. For postemergence band application, use off-center nozzle tips. For preplant and postemergence broadcast application, use flat fan nozzle tips. Use flood nozzle tips only in Arizona and California for lay-by treatment in cotton at least 18 inches tall.

For band applications, calculate amount to be applied per acre as follows:

$$\frac{\text{band width in inches}}{\text{row spacing in inches}} \times \frac{\text{broadcast rate}}{\text{per acre}} = \text{amount needed per acre of field}$$

MIXING PROCEDURES: Be sure sprayer is clean and not contaminated with any other material as crop injury or sprayer clogging may occur. Fill spray tank $\frac{1}{2}$ to $\frac{3}{4}$ full with clean water. Start agitation. Add the product directly from the container into the partially filled spray tank and continue filling tank. Provide agitation during mixing and application to maintain a uniform suspension.

5 - 7 1 5

CLEANING: Wash sprayer thoroughly with clean water immediately after use. Do not use the same sprayer on sensitive crops, as even small residues of Cotton-Pro in the tank may cause injury to these crops.

SEEDBED PREPARATION: To insure proper placement of Cotton-Pro seedbeds must be well prepared and free as possible from trash and clods. A firm seed bed is best for obtaining effective weed control. Uniformity in height and width of seedbed is essential for proper postemergence application. Beds should be low and flat. Take care to avoid planter marks. Wide planter packing wheels or rollers are recommended. Wheel furrows should be uniform in depth. Mount the sprayer so that it follows the same rows as the planter.

RECOMMENDED USES

COTTON

Cotton-Pro may be applied preplant, preplant incorporated (Arizona, California and New Mexico) or preemergence and/or postemergence as recommended in the following tables. The postemergence application may follow preplant incorporated or preemergence treatments of Cotton-Pro.

Do not use on glandless cotton varieties or crop injury will occur.

PREPLANT: Apply before planting at the appropriate rate in Table 1. Cotton-Pro may be used in fields prior to planting cotton planted flat, on beds or in furrows. To avoid concentration of Cotton-Pro in the seed furrow, do not make broadcast applications to fields to be planted to cotton in furrows deeper than 2 inches. Band applications may be made to fields to be planted to cotton in furrows deeper than 2 inches, but band width should not exceed the width of the bottom of the furrow. If banded, do not cover treated bands with soil while cultivating untreated row middles. Cotton may be planted in soil previously treated with Cotton-Pro.

Do not use on sand or loamy sand or shallow soils with caliche subsoils or in areas with caliche outcroppings.

Rainfall or irrigation is needed following application to obtain weed control.

Table 1

Region	Soil Texture	Broadcast Rate Pints/Acre
Mid-South and Southeast	sandy loam	3.2 - 4.0
other than Mississippi	silt and clay loam	4.8
River Delta in Mississippi	Sharkey clay	Do Not Use

Mississippi River Delta in Mississippi	sandy loam silt and clay loam Sharkey Clay	4.0 - 4.8 5.6 Do Not Use
Blacklands of Texas and Oklahoma, Texas Gulf Coast and Texas Coastal Bend	loam clay	2.4 4.8
Rio Grande Valley of Texas	loam clay	3.2 4.8
High Plains, Rolling Plains and Edwards Plateau of TX, Southwest TX and New Mexico	sandy, loamy sand sandy loam loam, sandy clay loam other clay soils	Do Not Use 1.6 2.4 3.2
Arizona and California		Do Not Use


NOTE: Rio Grande Valley of Texas furrow irrigation cotton - if adequate rain does not fall soon after application, a shallow cultivation will improve weed control.

PRECAUTION: If aerially applied, avoid spray overlap, as crop injury may result. Apply either as a preplant or preemergence (not both). If tank mixed, follow precautions and label recommendations for use rates of product to be tank mixed.

PREPLANT INCORPORATION (Arizona, California and New Mexico): Apply Cotton-Pro at the appropriate rate in Table 2 as a broadcast or band treatment. If broadcast, treat the flat soil surface prior to listing. If banded, apply over partially finished or finished beds. Incorporate up to 4 inches deep immediately after application with PTO-driven equipment, double disk, rolling cultivator or bed conditioner.

Table 2

Region	Soil Texture	Broadcast Rate Pints/Acre
Arizona, California and New Mexico	sand, loamy sand silt loam, clay	Do Not Use 4.8
Arizona and California	sandy, loam	2.4 - 3.2
New Mexico	sandy loam, loams	3.2



PRECAUTIONS: Do not use Cotton-Pro in cut areas of newly leveled field, in areas of excess salt or in areas where flooding over the beds is likely to occur or crop injury may result. Do not plant cotton in tractor wheel depressions or crop injury may result. On mulch planted cotton, water back only after cotton seedlings are well established. In new Mexico, apply either preplant incorporated or preemergence (not both). If aerially applied, avoid spray overlap, as crop injury may result.

PREEMERGENCE: Apply at planting or shortly after planting at the appropriate rate in Table 3. Cotton-Pro may be used on cotton planted flat, on beds or in furrows. To avoid concentration of Cotton-Pro in the seed furrow, do not make broadcast applications of cotton planted in furrows deeper than 2 inches. Band applications may be made to cotton planted in furrows deeper than 2 inches, but band width should not exceed the width of the bottom of the furrow. If banded, do not cover treated bands with soil while cultivating untreated row middles.

Do not use on sand or loamy sand or shallow soils with caliche subsoils or in areas with caliche outcroppings.

Rainfall or irrigation is needed following preemergence application to obtain weed control.

Cotton may be planted in soil previously treated with Cotton-Pro. Do not apply a second preemergence application of Cotton-Pro or injury may occur

Table 3

Region	Soil Texture	Broadcast Rate Pints/Acre
Mid-South and Southeast other than Mississippi River Delta in Mississippi	sandy loam silt and clay loam Sharkey clay	3.2 - 4.0 4.8 Do Not Use
Mississippi River Delta in Mississippi	sandy loam silt and clay loam Sharkey Clay	4.0 - 4.8 5.6 Do Not Use
Blacklands of Texas and Oklahoma, Texas Gulf Coast and Texas Coastal Bend	loam clay	2.4 4.8
Rio Grande Valley of Texas	loam clay	3.2 4.8

8 - 3 15

High Plains, Rolling Plains and Edwards Plateau of TX, Southwest TX and New Mexico	sandy, loamy sand sandy loam loam, sandy clay loam other clay soils	Do Not Use 1.6 2.4 3.2
---	--	---------------------------------

Arizona and California	Do Not Use
------------------------	------------

NOTE: Rio Grande Valley of Texas furrow irrigation cotton - if adequate rain does not fall soon after application, a shallow cultivation will improve weed control.

PRECAUTION: If aerially applied, avoid spray overlap, as crop injury may result. Apply either preplant incorporated or preemergence (not both). If tank mixed, follow precautions and label recommendations for use rates of product to be tank mixed.

POSTEMERGENCE: Be especially careful in applying Cotton-Pro postemergence to prevent contact of the spray with cotton leaves or injury may occur. Use precision application equipment so the spray is accurately directed to the base of the cotton plants and still thoroughly covers the soil and weeds beneath the cotton plants. Apply during calm periods to prevent drift. Use leaf lifters or shields if leaf contact cannot be avoided merely by directing the spray. Apply only when all plants have exceeded the minimum recommended height. Apply to level, well prepared surfaces such as relatively clod-free beds made with bed-shapers.

Do not apply to furrow-planted cotton until furrows are leveled (plowed in).

Do not treat cotton under stress from drought, cultivator damage or fertilizer application.

When applying to emerged weeds, add 2 quarts of surfactant per 100 gallons of spray mixture. Use a surfactant that is compatible with Cotton-Pro when applied in cotton and is approved by EPA for use on food and feed crops. Examples include X-77, Tronic and Triton.

PRECAUTION: Do not apply aerially.

CHEMICAL HOE (EMERGED WEEDS ONLY): Apply Cotton-Pro at the appropriate rate in Table 4, two or three times if necessary. In cotton 3-6 inches tall be extremely careful to avoid spray contact with cotton leaves by applying Cotton-Pro with a precision applicator equipped with fenders or shields such as Bell Row Shield, Dickey Fenders or W&A Fenders. In cotton less than 10 inches tall, apply only if cotton is bedded or flat-planted. Do not apply aerially.

Table 4

Height of Cotton and Area of Use	Height of Weeds	Broadcast Rate Pints/Acre*
-------------------------------------	-----------------	-------------------------------

3-6 inches (AK, LA, MS, MO, TN and TX)	less than 1 inch	1.0
--	------------------	-----

6 or more inches (all regions)	less than 2 inches	1.0 - 1.3
--------------------------------	--------------------	-----------

*Adjust appropriately for treatment band width; never apply Cotton-Pro over the top or in such a manner as to contact cotton foliage as injury may occur.

LAY-BY (EMERGED WEEDS AND GERMINATING WEEDS): Apply Cotton-Pro at the appropriate rate in Table 5, once per season when cotton is at least 12 inches tall (18 inches where flood nozzles are used in Arizona and California). Apply before weeds are 2 inches tall.

Table 5

Region	Soil Texture	Broadcast Rate Pints/Acre*
Mid-South and Southeast	sandy	2.4
	loam	2.8
	clay	3.2
Blacklands of Texas and Oklahoma	loam	1.6
	clay	3.2
High Plains of Texas and New Mexico	sandy	1.6
	loam and clay	2.4
Southwest Texas	loam	2.4
	clay	3.2
Rio Grande Valley of Texas		Do No Use
Arizona and California (Do not use in the Coachella Valley)	sand and loamy sand	Do Not Use
	sandy loam	2.4 - 3.2
	loam	3.2

*Adjust appropriately for treatment band width; never apply Cotton-Pro over the top or in such a manner as to contact cotton foliage as injury may occur.

PRECAUTION: Do not apply aerially.

10 4 15

WINTER WEED CONTROL - Arkansas, Louisiana, Mississippi and Texas: For control of winter weeds only, such as chickweed, henbit (purpletop) and seedling dock on fall bedded cotton land, apply 1.2 - 1.6 pints of Cotton-Pro per acre in the fall or winter to land that will be planted to cotton the following spring. For best results, apply before weeds emerge. Cotton-Pro will give effective control of emerged henbit if applied before it reaches 4-6 inches tall. For postemergence henbit control, add a suitable surfactant, such as X-77, at 0.5% of spray volume or an emulsifiable oil at 1.0% of spray volume to the spray tank.

WINTER WEED CONTROL - California: For control of winter weeds on fall bedded cotton land that will be planted to cotton the following spring, apply Cotton-Pro using the appropriate rate in Table 6, after bedding either preemergence or postemergence to weeds less than 2 inches tall. Winter weeds controlled include:

Chickweed	London rocket	Redmaids
Fiddleneck	Mustards	Shepherdspurse
Filarees	Pineappleweed	Sowthistle, annual


Table 6

Region	Soil Texture	Broadcast Rate Pints/Acre
California	sandy loam	3.2
	medium or fine	4.0
	sand, loamy sand	Do Not Use

For postemergence weed control, add a suitable surfactant, such as X-77, at 0.5% of spray volume or an emulsifiable oil at 1.0% of spray volume. Rainfall or sprinkler irrigation is necessary to activate the preemergence effect of Cotton-Pro.

After pre-irrigation and before planting in the spring, knock off the top $\frac{1}{3}$ to $\frac{1}{2}$ of the seedbed. Then make a preplant application of Cotton-Pro over the surface of the seedbed using a power-tiller, rolling cultivator, or similar implement that will provide uniform incorporation. Refer to Table 2 for preplant incorporation rates in California. To avoid crop injury, do not cultivate treated soil back toward the cotton until after cotton emergence and just before the first irrigation.

PRECAUTION: Allow a minimum of 21 days between fallow application and preemergence application of Cotton-Pro or other herbicides with similar chemistry such as Caparol®, Cotoran® 85DF, Cotoran 4L, Meturon® 80DF, Meturon 4L, Direx 4L® or Karmex® DF. Treatment intervals of less than 21 days can cause crop injury.



To avoid crop injury, do not use Cotton-Pro for winter weed control in areas of excess salt or calcareous soil. If aerially applied, avoid spray overlap, as crop injury may result.

ROTATIONAL CROPS: The following vegetable and cover crops may be planted in the fall when Cotton-Pro was applied on cotton by no more than one of these methods that year; preplant incorporated, preemergence or only one chemical hoe treatment.

VEGETABLES: Cabbage, okra, onions, peas, red beets, sweet corn.

COVER CROPS: (must be plowed down and not used for food or feed) Oats, sorghum, winter barley, winter rye, winter wheat.

SPRING-SEEDED CROPS AND SPRING-SEEDED VEGETABLES - Arizona, California and Rio Grande Valley of Texas: Should not be planted until after April 1.

COMBINATIONS FOR COTTON

A tank mix of Cotton-Pro and Trilin® or other trifluralin products or a tank mix of Cotton-Pro and Prowl® may be applied and preplant incorporated for weed control in cotton. These tank mixes may be aerially applied. If aerially applied, avoid overlap spray, as crop injury may result.

PROWL - Arizona, California, New Mexico and the upper and lower El Paso Valley of Texas: This preplant incorporated tank mixture controls all weeds listed on this label and on the Prowl cotton label. Apply prior to listing or over partially finished or finished beds and incorporate immediately. Refer to the Prowl label for specific mixing, spraying and incorporation methods. Continuous agitation in the spray tank is required to keep the material in suspension.

Apply the tank mixture with ground equipment in at least 10 gallons of water/acre at the appropriate rates in Table 7.

Table 7

Soil Texture	Broadcast Rate/Acre	
	Prowl	Cotton-Pro
sand, loamy sand	Do Not Use	
sandy loam	1.0 - 1.5 pints	2.4 - 3.2 pints
loam	1.5 - 2.0 pints	3.2 pints
silt loam, silt, sandy clay loam	1.5 - 2.0 pints	3.2 - 4.8 pints

clay loam, silty clay loam, clay	1.5 - 3.0 pints	3.2 - 4.8 pints
-------------------------------------	-----------------	-----------------

Use the high rate for each soil texture above if heavy weed populations are anticipated. Use the 3 pint rate of Prowl for heavy clay soils.

PRECAUTIONS: Do not use in cut areas of newly leveled fields, in areas of excess salt or in areas where flooding over the bed is likely to occur as crop injury may result. Do not plant cotton in tractor wheel depressions or crop injury may result. Do not use this tank mixture when cotton is irrigated up as crop injury may result. On mulch planted cotton, water back only after cotton seedlings are well established.

NOTE: Do not feed treated forage to livestock or graze treated areas.

) **ROTATIONAL CROPS:** If treated crop is lost, cotton may be replanted. Do not rework the soil. Refer to the Prowl label and the cotton section of this label for rotational crop restrictions.

Trilin or other trifluralin products - Arizona, California, New Mexico and the upper and lower El Paso Valley of Texas: This combination controls weeds listed on this label and the Trilin or other trifluralin product label. This combination controls shallow-germinating seedlings of cocklebur and coffeeweed.

Follow procedures on the Trilin or other trifluralin product label for soil preparation and incorporation. Apply the tank mix combination to the flat soil before disking.

) Pour Cotton-Pro directly into tank 1/2 to 3/4 full of water, allow it to disperse with agitation, add Trilin or other trifluralin product and continue filling with water. Continuous agitation in the spray tank is required to keep the material in suspension. Apply the tank mixture in at least 10 gallons of water/acre at the appropriate rates in Table 8.

Table 8

Soil Texture	Broadcast Rate/Acre	
	Trilin or other trifluralin products	Cotton-Pro
sand, loamy sand	Do not Use	
sandy loam	1 pint	2.4 - 3.2 pints*
medium soils	1.5 pints	4.0 pints

fine soils

2 pints

4.0 pints

muck or peat

Do Not Use

*Use less than 3.2 pints/acre only in Arizona and California.

PRECAUTIONS: Do not use in cut areas of newly leveled field, in areas of excess salt or in areas where flooding over the bed is likely to occur or crop injury may result. Do not plant cotton in tractor wheel depressions or crop injury may result. On mulch planted cotton, water back only after cotton seedlings are well established.

NOTE: Do not feed treated forage to livestock or graze treated areas.

ROTATIONAL CROPS: Cabbage, celery, okra, onions and peas may be planted in the fall after spring application of Trilin or other trifluralin product + Cotton-Pro. Winter barley, rye and wheat can be planted in the fall if they are plowed down and not used for food or feed. Refer to the Trilin or other trifluralin product label for other directions and precautions.

Trilin or other trifluralin products SPLIT APPLICATION - Arizona and California: Apply a preplant incorporated application of Trilin or other trifluralin product as directed on that label, except use the appropriate rate in Table 7. Do not apply Trilin or other trifluralin products before January 1. Follow at planting or just before planting with a preplant incorporated treatment of Cotton-Pro as directed in the cotton section of this label, except use the appropriate rate from Table 8.

DSMA OR MSMA: For faster knockdown of the weeds controlled by Cotton-Pro alone, apply 1.0 - 1.3 pints of Cotton-Pro plus 3 pounds active ingredient DSMA or 2 pounds active ingredient of MSMA/acre, following the same directions, precautions, and limitations as given on this label for Cotton-Pro applied alone postemergence (chemical hoe). If needed, make a second application 1-3 weeks after the first application. Do not apply after first bloom. Several formulations of DSMA and MSMA are available under various trade names from several manufacturers. Observe the directions, limitations and precautions on label of the product. Never apply Cotton-Pro plus DSMA or MSMA over the top or in such a manner as to contact cotton foliage as injury may occur.

CELERY

SEEDBEDS - Florida: Broadcast 1.2 - 1.6 pints in a minimum of 20 gals of water/acre after celery has 2-5 true leaves. Application may be made over the celery. Apply only after seedbed covers have been removed from seedbeds for at least one week. Apply only once per year to seedbeds.

DIRECT-SEEDED - California: Apply Cotton-Pro at preemergence or postemergence rates given below in a minimum of 20 gallons of water/acre. Within the rate ranges given, use the lower rates on coarse-textured soils and soils low in organic matter; use the higher rates on fine-textured soils and soils high in organic matter.

PREEMERGENCE: Broadcast 2.4 - 3.2 pints/acre at planting or shortly after planting before celery emerges.

POSTEMERGENCE: Broadcast 1.6 pints/acre after celery has 2-5 true leaves. Application may be made over the celery. Apply before weeds are 2 inches tall.

To avoid injury to direct-seeded celery: 1) Make either one preemergence or one postemergence application (not both) per celery crop. 2) Do not use on sand or loamy sand. 3) Do not apply if celery is under stress. 4) Do not apply postemergence treatments of Cotton-Pro with other pesticides. Apply only after foliar applications of other pesticides are dry. 5) Do not apply within two weeks after an application of a herbicide oil, such as "carrot" oil.

TRANSPLANTS: Apply one application at the appropriate rate from Table 9 in a minimum of 20 gallons of water/acre during the 2-6 week period after transplanting. Within the rate ranges given, use the lower rate on relatively coarse-textured soils and soils low in organic matter; use the higher rate on relatively fine-textured soils and soils high in organic matter. Application may be made over the celery. Apply before weeds are 2 inches tall.

Table 9

State	Soil	Broadcast Rates Pounds/Acre
California	coarse-textured	2.0 - 3.2
	fine-textured	3.2 - 4.0
Florida	sandy or muck	1.6 - 3.2
Hawaii	coarse-textured	3.2 - 4.8
	fine-textured	4.8 - 6.4
Michigan, Ohio	fine-textured or muck	2.0 - 4.0
Wisconsin	fine-textured	3.2 - 4.0

ROTATIONAL CROPS: The following crops may be seeded 5 months after applying not more than 4 pints/acre on celery: cabbage, celery, corn, onions, peas, and red beets.

NOTICE OF WARRANTY

Griffin warrants that this product conforms to the chemical description on the label thereof and is reasonably fit for purposes stated on such label only when used in accordance with directions under normal use conditions. It is impossible to eliminate all risks inherently associated with use of this product. Crop injury, ineffectiveness or other unintended consequences may result because of such factors as weather conditions, presence of other materials or the manner of use or application, all of which are beyond the control of GRIFFIN. In no case shall GRIFFIN be liable for consequential, special or indirect damages resulting from the use or handling of this product. All such risks shall be assumed by the Buyer. GRIFFIN MAKES NO WARRANTIES OF MERCHANTABILITY OR FITNESS FOR A PARTICULAR PURPOSE NOR ANY OTHER EXPRESS OR IMPLIED WARRANTY EXCEPT AS STATED ABOVE.

Cotoran is a registered trademark of Ciba-Geigy
Cotton-Pro is a registered trademark of Griffin Corporation
Direx 4L is a registered trademark of Griffin Corporation
Karmex is a registered trademark of E.I. duPont de Nemours & Co.
Meturon is a registered trademark of Griffin Corporation
Prowl is a registered trademark of America Cyanamid
Trilin is a registered trademark of Griffin Corporation