

OCT 19 1984

Mark E. Bell
NCE Corporation
2727 Chemsearch Blvd.
Irving, TX 75062

Dear Mr. Bell:

Subject: PR Notice 83-3; Label Amendments
Root-Out
EPA Registration No. 1769-255
Submission: September 21, 1984

The amendment referred to above, submitted in connection with registration under FIFRA, is acceptable provided that you:

- 1) Make the labeling changes listed below before you release the product for shipment bearing the amended label:
 - a) Under ENVIRONMENTAL HAZARDS, change "Keep out of lakes, ponds or streams" to read "Do not apply directly to water." Unless you can cite supporting data (with appropriate permission from data submitter, if needed) for the statement, "This pesticide is toxic to wildlife" it should be deleted.
 - b) Reinstate "Not intended for household use or resale" or a similar qualifier. The product is intended for municipal (professional) use, but the directions are not absolutely clear. If one gallon of product is to be applied for each 200 gallons of water in the system, that should be clearly stated.
- 2) Submit one (1) copy of your final printed labeling before you release the product for shipment.

A stamped copy of the label is enclosed for your records.

Sincerely yours,

Richard F. Mountfort *RFM*
Product Manager (23)
Fungicide-Herbicide Branch

Registration Division (15-767)

CONCURRENCES

SYMBOL	Enclosure						
SURNAME							
DATE	DCR-45020:Mountfort:COLLINS:KENDRICK:898-1270:10/05/84:Del.10/11/84						

LEFT PANEL

NATIONAL CHEMSEARCH

ROOT OUT

CONTROLS ROOTS IN SEWER LINES

BEST AVAILABLE COPY

CAUTION: TOXIC IRRITANT
Keep out of reach of children. Do not use in areas where children play. Do not use in areas where food is prepared or stored. Do not use in areas where food is consumed. Do not use in areas where food is stored. Do not use in areas where food is prepared or stored. Do not use in areas where food is consumed. Do not use in areas where food is stored.

**WARNING:
KEEP OUT OF REACH OF CHILDREN**

Do not use in areas where children play. Do not use in areas where food is prepared or stored. Do not use in areas where food is consumed. Do not use in areas where food is stored.

KEEP OUT OF REACH OF CHILDREN
Do not use in areas where children play. Do not use in areas where food is prepared or stored. Do not use in areas where food is consumed. Do not use in areas where food is stored.

ACCEPTED
with comments
OCT 9 1984
Under the Federal Insecticide, Fungicide, and Rodenticide Act as amended, for the product registered under EPA Reg. No. 1769-255

CENTER PANEL

Do not use in areas where children play. Do not use in areas where food is prepared or stored. Do not use in areas where food is consumed. Do not use in areas where food is stored.

**PRECAUTIONARY STATEMENTS
HAZARD TO HUMANS AND DOMESTIC ANIMALS**

WARNING:


Do not use in areas where children play. Do not use in areas where food is prepared or stored. Do not use in areas where food is consumed. Do not use in areas where food is stored.

ENVIRONMENTAL HAZARDS:

Do not use in areas where children play. Do not use in areas where food is prepared or stored. Do not use in areas where food is consumed. Do not use in areas where food is stored.

STATEMENT OF PRACTICAL TREATMENT:

1
1



3/4

3

IF SWALLOWED: Call a physician or Poison Control Center immediately. If possible, vomiting should be induced under medical supervision. Drink one or two glasses of water and induce vomiting by touching the back of throat with fingers. Do not induce vomiting or give anything by mouth to an unconscious person.

IF INHALED: Remove victim to fresh air. Apply artificial respiration if indicated.

IF ON SKIN: Remove contaminated clothing and wash affected areas with soap and water.

IF IN EYES: Flush eyes with plenty of water. Call a physician immediately.

RIGHT PANEL

STORAGE AND DISPOSAL

Do not contaminate water, food, or feed by storage or disposal.

STORAGE: KEEP CONTAINER CLOSED.

PESTICIDE DISPOSAL: Waste resulting from the use of this product may be disposed of on site or at an approved waste disposal facility.

CONTAINER DISPOSAL: Triple rinse and recycle. Then offer for recycling or reconditioning, or burn/incinerate and dispose of in a sanitary landfill, or by other procedures approved by state and local authorities.

NOT FOR RESALE

BEST AVAILABLE COPY

DIRECTIONS FOR USE:

It is a violation of Federal law to use this product in a manner inconsistent with its labeling.

STIR WELL BEFORE USING

Find the lines that have been pre-drilled in the board with the first number of the appropriate size of the lines. Section below can be treated with the same size of line. See the following for the correct procedure for the correct use of the lines.

The lines should be drilled in the board in the correct order. The correct order to be drilled.

Follow the instructions on the label of the product. The label will contain the following information: 1. The name of the product. 2. The name of the manufacturer. 3. The name of the distributor. 4. The name of the retailer. 5. The name of the wholesaler. 6. The name of the importer. 7. The name of the exporter. 8. The name of the manufacturer's representative. 9. The name of the distributor's representative. 10. The name of the retailer's representative. 11. The name of the wholesaler's representative. 12. The name of the importer's representative. 13. The name of the exporter's representative. 14. The name of the manufacturer's representative. 15. The name of the distributor's representative. 16. The name of the retailer's representative. 17. The name of the wholesaler's representative. 18. The name of the importer's representative. 19. The name of the exporter's representative. 20. The name of the manufacturer's representative.

For more information, call 1-800-4-A-GRASS or write to the manufacturer.

VI

4/4

4

water applied uniformly as each 200 gallons of water is being poured down the sewer line.

SEWER PIPE CAPACITY

<u>Pipe Diameter</u>	<u>1 Foot Length</u> ✓
4 inches	0.59 gallons
6 inches	1.47 gallons
8 inches	2.51 gallons
10 inches	4.1 gallons
12 inches	5.5 gallons

After the solution has been allowed to soak the roots for at least 30 minutes and preferably an hour, the next manhole or cleanout downstream should be plugged. The upstream plug should be removed allowing the ROOT OUT solution to fill the selected section. The reused solution should remain in the line 30 minutes to an hour. This procedure with 200 gallons of solution can be repeated for 750 to 1000 feet.


NOTE: Do not allow solution to come in contact with lawn and plants. Keep children and pets out of area being treated.

TO CUSTOMERS:
In Texas, call 1-800-442-7908
Elsewhere, call 1-800-527-8111

DATE:

_____ EPA Reg. No. 4149 _____
City _____ State _____ Zip _____

BEST AVAILABLE COPY



OCT 9 1984

Mark E. Bell
NCH Corporation
2727 Chemsearch Blvd.
Irving, TX 75062

Dear Mr. Bell:

Subject: PR Notice 83-3; Label Amendments
Root-Out
EPA Registration No. 1769-255
Submission: September 21, 1984

The amendment referred to above, submitted in connection with registration under FIFRA, is acceptable provided that you:

- 1) Make the labeling changes listed below before you release the product for shipment bearing the amended label:
 - a) Under ENVIRONMENTAL HAZARDS, change "Keep out of lakes, ponds or streams" to read "Do not apply directly to water." Unless you can cite supporting data (with appropriate permission from data submitter, if needed) for the statement, "This pesticide is toxic to wildlife" it should be deleted.
 - b) Reinstate "Not intended for household use or resale" or a similar qualifier. The product is intended for municipal (professional) use, but the directions are not absolutely clear. If one gallon of product is to be applied for each 200 gallons of water in the system, that should be clearly stated.
- 2) Submit one (1) copy of your final printed labeling before you release the product for shipment.

A stamped copy of the label is enclosed for your records.

Sincerely yours,

Richard F. Mountfort *RFM*
Product Manager (23)
Fungicide-Herbicide Branch

CONCURRENCES

Registration Division (TS-767)

S:Mountfort	C:COLLINS	K:KENDRICK	898-1270	10/05/84	Del.10/11/84		

LEFT PANEL

NATIONAL CHEMSEARCH

ROOT OUT

CONTROLS ROOTS IN SEWER LINES

ACTIVE INGREDIENTS:

Disinfectant 1, 2, 3, 4, 5, 6, 7, 8, 9, 10, 11, 12, 13, 14, 15, 16, 17, 18, 19, 20, 21, 22, 23, 24, 25, 26, 27, 28, 29, 30, 31, 32, 33, 34, 35, 36, 37, 38, 39, 40, 41, 42, 43, 44, 45, 46, 47, 48, 49, 50, 51, 52, 53, 54, 55, 56, 57, 58, 59, 60, 61, 62, 63, 64, 65, 66, 67, 68, 69, 70, 71, 72, 73, 74, 75, 76, 77, 78, 79, 80, 81, 82, 83, 84, 85, 86, 87, 88, 89, 90, 91, 92, 93, 94, 95, 96, 97, 98, 99, 100

WARNING:

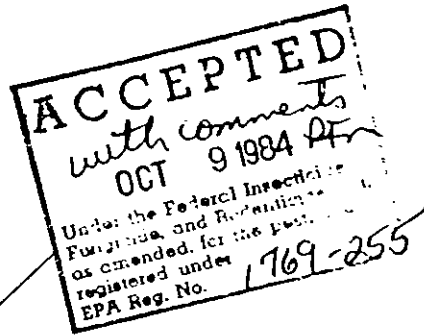
KEEP OUT OF REACH OF CHILDREN

Read label carefully for use, handling, and storage instructions. Do not use in areas where children play. Avoid contact with skin, eyes, nose, mouth, and clothing. Wash hands thoroughly after use.

USE PRECAUTIONS:

NET CONTENTS:

Net weight 1.00 lb (0.45 kg). Contains 100% active ingredient. Do not use in areas where children play. Avoid contact with skin, eyes, nose, mouth, and clothing. Wash hands thoroughly after use.



CENTER PANEL

ROOT OUT controls roots in sewer lines. It is a powerful disinfectant that kills roots and other organic matter. It is safe for use in areas where children play. Avoid contact with skin, eyes, nose, mouth, and clothing. Wash hands thoroughly after use.

**PRECAUTIONARY STATEMENTS
HAZARD TO HUMANS AND DOMESTIC ANIMALS**



WARNING:

Read label carefully for use, handling, and storage instructions. Do not use in areas where children play. Avoid contact with skin, eyes, nose, mouth, and clothing. Wash hands thoroughly after use.

ENVIRONMENTAL HAZARDS:

This product is highly toxic to aquatic organisms. Do not use in areas where children play. Avoid contact with skin, eyes, nose, mouth, and clothing. Wash hands thoroughly after use.

STATEMENT OF PRACTICAL TREATMENT:

IF SWALLOWED: Call a physician or Poison Control Center immediately. If possible, vomiting should be induced under medical supervision. Drink one or two glasses of water and induce vomiting by touching the back of throat with fingers. Do not induce vomiting or give anything by mouth to an unconscious person.

IF INHALED: Remove victim to fresh air. Apply artificial respiration if indicated.

IF ON SKIN: Remove contaminated clothing and wash affected areas with soap and water.

IF IN EYES: Flush eyes with plenty of water. Call a doctor immediately.

RIGHT PANEL

STORAGE AND DISPOSAL

Do not contaminate water, food, or feed by storage or disposal.

STORAGE: KEEP CONTAINER CLOSED.

PESTICIDE DISPOSAL: Waste resulting from the use of this product can be disposed of in accordance with approved waste disposal methods.

CONTAINER DISPOSAL: Empty container for contents only. The owner is responsible for recovery of the container and disposal of the container. Do not reuse or refill this container. Approval by state and local officials is required.

NOT FOR RESALE

BEST AVAILABLE COPY

DIRECTIONS FOR USE:

Read and follow carefully the label directions for use. This product is for use on insects and should not be used on plants.

STIR WELL BEFORE USING

Read the label directions for use carefully. Do not use this product on plants which are not listed on the label. Do not use this product on plants which are not listed on the label. Do not use this product on plants which are not listed on the label.

Do not use this product on plants which are not listed on the label. Do not use this product on plants which are not listed on the label.

Do not use this product on plants which are not listed on the label. Do not use this product on plants which are not listed on the label.

Do not use this product on plants which are not listed on the label. Do not use this product on plants which are not listed on the label.

water applied uniformly as each 200 gallons of water is being poured down the sewer line.

SEWER PIPE CAPACITY

<u>Pipe Diameter</u>	<u>1 Foot Length</u> ✓
4 inches	0.65 gallons
6 inches	1.47 gallons
8 inches	2.61 gallons
10 inches	4.1 gallons
12 inches	5.9 gallons

After the solution has been allowed to soak the roots for at least 30 minutes and preferably an hour, the next manhole section downstream should be plugged. The upstream plug should be removed allowing the ROOT OUT solution to fill the second section. The reused solution should remain in the line 30 minutes to an hour. This procedure with 200 gallons of solution can be repeated for 750 to 1000 feet.



NOTE: Do not allow solution to come in contact with lawns and plants. Keep children and pet. out of area being treated.

TO REORDER:

In Texas, call 1-800-442-7950
Outside Texas, call 1-506-522-7951

(DATE)

____ EPA Cat. No. 4140
CA-1 IN-1 NJ-1 PR-1 TX-1



1.5-5
1.1-1

3 1988

Mr. C. Richard Stolley
NCH Corporation
2727 Chemsearch Boulevard
Irving, TX 75062

Dear Mr. Stolley:

Subject: Root Out
EPA Registration No. 1769-255
Re: Dichlobenil Reregistration - Confidential Statement of
Formula, and Labeling
Your Submissions Dated September 8, October 19, and
November 24, 1987

The above submissions have been reviewed by the Agency. Our
comments are as follows:

September 8, 1987 Submission

- The Confidential Statement of Formula is acceptable.

October 19, 1987 Submission

1. The toxic inert ingredient statement must be in a type size greater than, or equal to, the headings used in the ingredient statement. Therefore, this statement should be in all capital letters and in bold type.
2. It appears as though the information located under the left panel should appear under the center panel. See pages 76 to 78 for placement of statements on the label.
3. Add the pounds/gallon statement on the front panel below the ingredient statement.
4. The signal word should appear immediately below the child hazard warning.
5. The signal word must precede the "Hazard to Humans and Domestic Animals" heading.

15323:I:Giles:LT-02:KENCO:02/25/88:03/02/88:aw:lf:EK:DD

CONCURRENCES

SYMBOL	ORIGINATOR							
	TS-767C							
SURNAME	Giles							
DATE	3/1/88							

OFFICIAL FILE COPY

6. The Storage and Disposal block must be placed in the Directions for Use immediately before specific directions for use or at the end of directions for use. It must be set apart and clearly distinguishable from other directions for use.
7. Your product is an end-use product with aquatic weed control use. Your label must contain the precautionary statements under this heading.
8. The water contamination statement has been revised. Delete "Do not contaminate untreated water by cleaning of equipment, or disposal of wastes" and add "Do not contaminate water when disposing of equipment washwaters."
9. The Worker Safety Rules must appear on your label. See page 24 of the Registration Standard.
10. See page 93 of the Registration Standard, item 1. This statement must appear under the pesticide disposal heading.

A sample label is enclosed.

November 24, 1987 Submission

- You are not required to submit any residue data because you have nonagricultural uses on your label.

Sincerely yours,

Robert J. Taylor
Product Manager (25)
Fungicide-Herbicide Branch
Registration Division (TS-767C)

Enclosure

LEFT PANEL

NATIONAL CHEMSEARCH

ROOT OUT

CONTROLS ROOTS IN SEWER LINES

ACTIVE INGREDIENT:

Dichlobenil, (2,6-dichlorobenzonitrile)..... 3.11

INERT INGREDIENTS:..... 96.89

TOTAL..... 100.00

WARNING:

KEEP OUT OF REACH OF CHILDREN

Harmful if inhaled or swallowed. Irritating to eyes, nose, throat and skin.

(See side panel for additional precautions.)

EPA REG. NO. 1769-255

NET CONTENTS:

NATIONAL CHEMSEARCH
A Division of NCH Corporation
2727 Chemsearch Blvd.
Irving, Texas 75062

ACCEPTED
with comments
OCT 9 1984 *RFM*
Under the Federal Insecticide,
Fungicide, and Rodenticide Act,
as amended, this pesticide
registered under
EPA Reg. No. *1769-255*

CENTER PANEL

ROOT OUT contains dichlobenil, which kills the roots and prevents new root growth. Dichlobenil is readily absorbed on organic and inorganic colloids of sludge and clay in the tile, and providing residual control of root regrowth by inhibiting the development of actively dividing meristem cells in root tips. New root regrowth from outside the pipe joints or where cracks and leaks occur are retarded or inhibited in growth when they come in contact with the dichlobenil inside the pipe.

PRECAUTIONARY STATEMENTS
HAZARD TO HUMANS AND DOMESTIC ANIMALS

WARNING:

Harmful if swallowed. Do not breathe spray mist. Do not get in eyes, on skin, or on clothing. Causes eye and skin irritation.

ENVIRONMENTAL HAZARDS:

This pesticide is toxic to animals. Do not apply to streams. Do not contaminate water by cleaning, or disposing of waste. Do not apply when weather conditions favor drift from areas treated. Apply this pesticide exactly as shown on the label.

STATEMENT OF PRACTICAL TREATMENT:

BEST AVAILABLE COPY

IF SWALLOWED: Call a physician or Poison Control Center immediately. If possible, vomiting should be induced under medical supervision. Drink one or two glasses of water and induce vomiting by touching the back of the throat with finger. Do not induce vomiting or give anything by mouth to an unconscious person.

IF INHALED: Remove victim to fresh air. Apply artificial respiration if indicated.

IF ON SKIN: Remove contaminated clothing and wash affected areas with soap and water.

IF IN EYES: Flush eyes with plenty of water. Call a physician immediately.

RIGHT PANEL

STORAGE AND DISPOSAL

Do not contaminate water, food, or feed by storage or disposal.

STORAGE: KEEP CONTAINER CLOSED.

PESTICIDE DISPOSAL: Waste resulting from the use of this product may be disposed of on site or at an approved waste disposal facility.

CONTAINER DISPOSAL: Triple rinse (or equivalent). Then offer for recycling or reconditioning, or puncture and dispose of in a sanitary landfill, or by other procedures approved by state and local authorities.

NOT FOR RESALE

DIRECTIONS FOR USE:

It is a violation of Federal Law to use this product in a manner inconsistent with its labeling.

STIR WELL BEFORE USING

Find the lines that have root problems. Start treatment with the first manhole at the upstream section end of the line. Sections below can be treated with the same solution after soaking the first section by passing the solution down stream.

The sewer line should be plugged at the down stream end of the section to be soaked.

Determine the volume of water the sewer line will hold and use the table below. For example: A 6" sewer line 200 feet long will require 300 gallons of water. Then add 100 gallons of National Chemsearch ROOT OUT.

The one gallon of ROOT OUT should be poured into the sewer with

BEST AVAILABLE COPY

water applied uniformly as each 200 gallons of water is being poured down the sewer line.

SEWER PIPE CAPACITY

<u>Pipe Diameter</u>	<u>1 Foot Length</u>
4 inches	0.65 gallons
6 inches	1.47 gallons
8 inches	2.61 gallons
10 inches	4.1 gallons
12 inches	5.9 gallons

After the solution has been allowed to soak the roots for at least 30 minutes and preferably an hour, the next manhole section downstream should be plugged. The upstream plug should be removed allowing the ROOT OUT solution to fill the second section. The reused solution should remain in the line 30 minutes to an hour. This procedure with 200 gallons of solution can be repeated for 750 to 1000 feet.

NOTE: Do not allow solution to come in contact with lawns and plants. Keep children and pets out of area being treated.

TO REORDER:
In Texas, call 1-800-442-7950
Outside Texas, call 1-800-527-9921

(DATE)

EPA Est. No. 4140

CA-1 IN-1 NJ-1 PR-1 TX-1

ROOT OUT SOLUTION

9555