

**BRIGHTENING WHITE WHITER**

AS IT CLEANS, DISINFECTS AND DEODORIZES  
**It's Sure! It's Quick!**  
 REMOVES RUST AND LIME STAINS, SCUM, FILTH, LIME  
 CALCIUM DEPOSITS, URIC ACID SCALE, DISCOLORATION  
 FROM TOILET BOWLS, URINALS AND ALL VITREOUS WARE.

- Will not harm Toilet Systems with septic tanks
- Will not harm plumbing or pipes
- Contains corrosion inhibitors
- Eliminates rust and stains

**ACTIVE INGREDIENTS:** Hydrogen chloride, calcium acid, N-alkyl dimethyl benzyl ammonium chloride, N-alkyl dimethyl ethylbenzyl ammonium chloride . . . . . 21.58%  
**INERT INGREDIENTS:** Water, nonyl phenol, polyethylene, vinyl pyrrolidone styrene copolymer, perfume . . . . . 78.42%

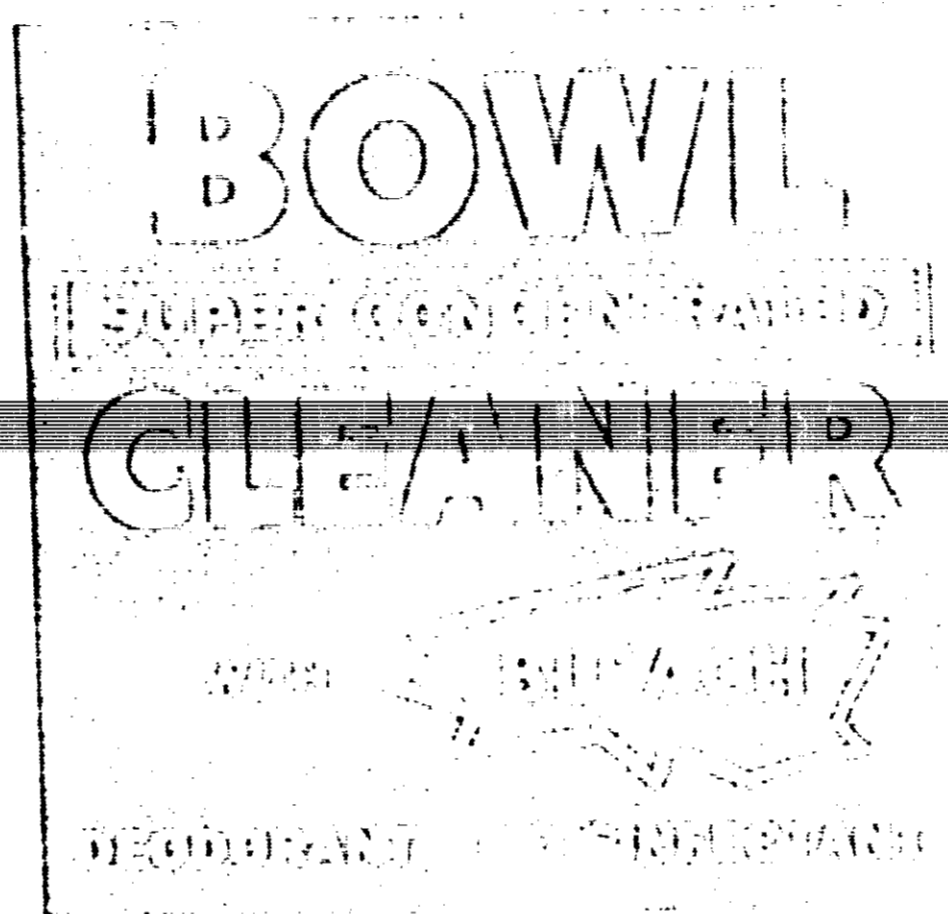
CAUTION: Avoid contact with eyes. If contact occurs, flush eyes with water for 15 minutes. If contact occurs with skin, wash with soap and water. Avoid contact with clothing.

Ring only, clean the toilet and urinal thoroughly with this product.

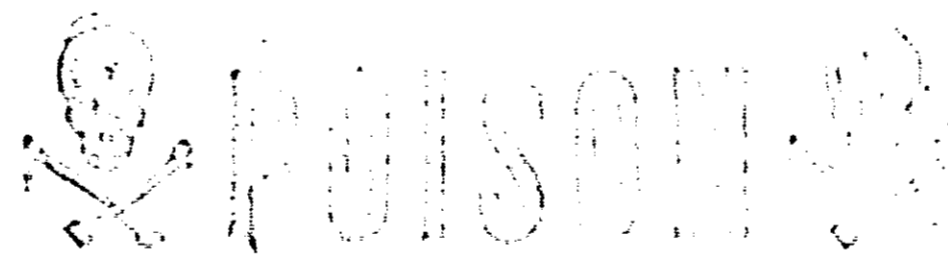
Q-1000-01  
 Q-1000-02  
 Q-1000-03

USE 1/2 CUP PER TOILET BOWL

# QUIST



**DANGER: Keep Out of Reach of Children**



*See additional directions on back of package.*

Cameraman's Note  
 Poor Copy

**URINALS • URINALS • URINALS • URINALS**

1. Pour the contents of the container into the urinal.  
 2. Flush the urinal.  
 3. Repeat steps 1 and 2 over the trap with a scrubber.

4. Pour the contents of the container into the edge of the urinal and allow to remain for several minutes. Then thoroughly scrub the urinal with a stiff brush under flush water around the inside surface of the urinal opening until cleared. After cleaning, rinse the urinal by flushing.

**URINALS** - Scrub the urinal with a stiff brush until stains or discoloration have disappeared. To remove odorous scale and algae growth, pour four ounces into urinal and allow to remain as long as possible.

5. Repeat steps 1 and 2 over the urinal.  
 6. Repeat steps 1 and 2 over the urinal.

**WARNING:**

**Corrosive:** Keep Out of Reach of Children. Irritating if swallowed. Do not inhale the vapor or fumes. Irritates the eyes. Do not get on skin, on clothing, or on clothing.

**ANTIDOTE:**

In case of eye contact, flush eyes with water for 15 minutes. In case of skin contact, wash with soap and water. In case of ingestion, do not induce vomiting. Seek medical attention immediately. In case of inhalation, move to fresh air. In case of contact with clothing, remove clothing immediately.

In case of contact with clothing, remove clothing immediately. Wash with soap and water. In case of contact with skin, wash with soap and water. In case of contact with eyes, flush with water for 15 minutes. In case of contact with clothing, remove clothing immediately. Wash with soap and water. In case of contact with skin, wash with soap and water. In case of contact with eyes, flush with water for 15 minutes.

1 U.S. GALLON

## BLEACHES WHITE WHITER

AS IT CLEANS, DISINFECTS AND DEODORIZES

It's Sure! It's Quick!

REMOVES RUST AND LIME STAINS, SCUM, FILTH, ALGAE, CALCIUM DEPOSITS, URIC ACID SCALE, DISCOLORATION FROM TOILET BOWLS, URINALS AND ALL VITREOUS WARE.

- May Be used in Toilet Systems with septic tanks
- Will not harm plumbing or pipes
- Contains corrosion inhibitors
- Eliminates rust and stains


DELIGHTFULLY PERFUMED  
AND SAFE FOR USE  
IN DILUTION

Will not irritate skin when used as directed

ACTIVE INGREDIENTS: Phosphoric Acid, Hydroxyethyl heptadecenyl glyoxaldine.

INERT INGREDIENTS: Water, Nonyl phenoxy polyethoxy ethanol, Essential oils, Polymerized Methylacrylate  
77.00%

CAUTION: In case of skin and eye contact, flush with plenty of water. If irritation persists, get medical attention. Avoid contamination of foods. Harmful if swallowed. Causes skin irritation. Avoid contact with skin and eyes. #607



CAUTION: Keep out of reach of children.  
See left panel for additional cautions.

Cameraman's Note

Poor Copy

## CLEANS - DISINFECTS - DEODORIZES - BLEACHES

IN ONE ECONOMICAL CLEANING OPERATION

### DIRECTIONS

TOILET BOWLS—Pour two ounces of cleaner around edge of bowl and allow to remain for several minutes. Brush thoroughly with a stiff brush under flush ring and around inside surface of bowl. Repeat operation until cleaned. After cleaning, rinse bowl by flushing.

URINALS—Saturate mop or brush with cleaner and swab urinal until stains or discoloration have disappeared. To remove odorous scale and algae growth, pour four ounces into urinal and allow to remain as long as possible.

### FOR DAILY CLEANING OF:

BATH TUBS, SHOWER STALLS, WASH BASINS, DRINKING FOUNTAINS, VITREOUS WARE and FLOORS (Hard surfaced: stone, unpolished marble, tile, etc.). Dilute with two parts of water. Apply with mop, swab or brush. Rinse with water after cleaning and dry. (If badly stained use full strength.)

STAINLESS STEEL, COUNTER TOPS, CHROME, COFFEE URNS, SWIMMING POOLS, PORCELAIN. Dilute with three parts water and apply. Rinse thoroughly immediately after cleaning.

Chemical Compounding Jersey City, N. J.

USDA Reg. No. 1691-64

Q

U

I

S

T

ACCEPTED

JUL 23 1968

UNDER THE FEDERAL INSECTICIDE, FUNGICIDE AND RODENTICIDE ACT FOR ECONOMIC POISON REGISTERED UNDER NO. 1691-64 SUBJECT TO ATTACHED COMMENTS.