

1677-129

3/14/2014

1/11

UNITED STATES ENVIRONMENTAL PROTECTION AGENCY
WASHINGTON, D.C. 20460



United States
Environmental Protection
Agency

Office of Pesticide Programs

Ecolab Inc.
370 N. Wabasha Street
St. Paul, MN
55102

MAR 14 2014

Attention: Ron Derbyshire

Subject: Oxonia Active
EPA Registration No: 1677-129
Amendment Dated: September 23, 2013

This will acknowledge receipt of your Amendment to update the container handling statement per PR Notice 2007-4 and make other minor changes to the product label, submitted under the provision of FIFRA Section 3(c)(9).

Proposed Amendment:

- To revise Storage and Disposal statement per PR Notice 2007-4

General Comments:

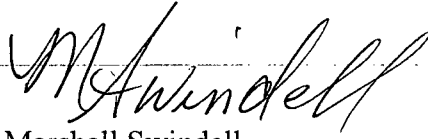
Based on a review of the submitted material, the following comments apply:

The Amendment dated September 23, 2013 to update "**Container Handling Instructions**" is acceptable and is in compliance with the PR Notice 98-10.

A stamped copy of your labeling is enclosed for your records. This labeling supersedes all previously accepted labeling. The next label printing of this product must use this labeling unless subsequent changes have been approved. You must submit one (1) copy of the final printed labeling before you release the product for shipment with the new labeling. In accordance with 40 CFR 152.13 (c), you may distribute or sell this product under the previously approved labeling for 18 months from the date of this letter. After 18 months, you may only distribute or sell this product if it bears this new revised labeling or subsequently approved labeling. "To distribute or sell" is defined under FIFRA section 2 (gg) and it's implementing regulation at 40 CFR 152.3.

If you have any questions concerning this letter, please contact Zebora Johnson at (703) 308-63417.

Sincerely

A handwritten signature in cursive script, appearing to read "M Swindell". The signature is written in black ink and is positioned above the typed name.

Marshall Swindell
Product Manger (33)
Regulatory Management Branch I
Antimicrobial's Division (7501P)

OXONIA ACTIVE

ACID-LIQUID SANITIZER FOR FOOD PROCESSING EQUIPMENT
in Dairies, Dairy Farms, Breweries, Wineries, Beverage and Food Processing Plants

ACID LIQUID SANITIZER FOR SANITIZING TABLEWARE

DISINFECTANT

Academic Facilities, Veterinary Facilities, Animal Care Facilities, Industrial Facilities, Dietary Areas, Office Buildings, Recreational Facilities, Retail and Wholesale Establishments, Farms, Livestock Quarters, Poultry Premises, and Poultry Hatcheries

STERILANT

DISINFECTANT FOR THE PHARMACEUTICAL AND COSMETIC INDUSTRY
FOR ORGANIC PRODUCTION

Oxonia Active may be used as a hard surface food contact sanitizer in organic food processing facilities.

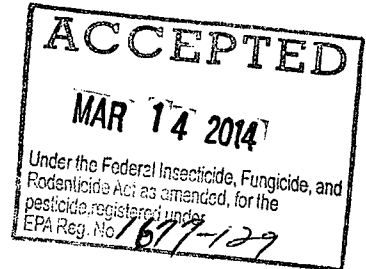
Active Ingredients:

Hydrogen Peroxide	27.5%
Peroxyacetic Acid	5.8%

Inert Ingredients: 66.7%

Total: 100.0%

**KEEP OUT OF REACH OF CHILDREN
DANGER
PELIGRO**



PRECAUTIONARY STATEMENTS - HAZARDS TO HUMANS AND DOMESTIC ANIMALS

DANGER: CORROSIVE: Causes irreversible eye damage and skin burns. May be fatal if inhaled. Harmful if swallowed. Do not get in eyes, on skin or on clothing. Do not breathe vapor. Wash thoroughly after handling with soap and water and before eating, drinking, or using tobacco. Remove contaminated clothing and wash clothing before reuse. The following Personal Protective Equipment (PPE) should be used when handling the product: coveralls over long-sleeved shirt and long pants, socks and chemical-resistant footwear, goggles or face shield, chemical-resistant gloves (such as rubber or made out of any waterproof material), chemical-resistant apron. Wear a mask or pesticide respirator jointly approved by Mine Safety and Health Administration and the National Institute for Occupational Safety and Health.

FIRST AID

IF IN EYES: Hold eye open and rinse slowly and gently with water for 15-20 minutes. Remove contact lenses, if present, after the first 5 minutes, then continue rinsing eye. Call a poison control center or doctor for treatment advice.

IF SWALLOWED: Call a poison control center or doctor immediately for treatment advice. Have a person sip a glass of water if able to swallow. Do not induce vomiting unless told to do so by the poison control center or doctor. Do not give anything by mouth to an unconscious person.

IF ON SKIN OR CLOTHING: Take off contaminated clothing. Rinse skin immediately with plenty of water for 15 -20 minutes. Call a poison control center or doctor for treatment advice.

IF INHALED: Move person to fresh air. If person is not breathing, call 911 or an ambulance and then give artificial respiration, preferably mouth-to-mouth, if possible. Call a poison control center or doctor for further treatment advice.

Have the product container or label with you when calling a poison control center or going for treatment.

FOR EMERGENCY MEDICAL INFORMATION CALL TOLL FREE: 1-800-328-0026

NOTE TO PHYSICIAN: Probable mucosal damage may contraindicate the use of gastric lavage.

4/11

USE DILUTION PRECAUTIONARY STATEMENTS

(Note to reviewer: This secondary/use dilution container label will be used only when the product is diluted at or below 3.0 oz per gallon of water. Other dilutions must use concentrate signal word and precautionary statements from page 1.)

CAUTION

Harmful if swallowed. Wash thoroughly with soap and water after handling and before eating, drinking, chewing gum, using tobacco, or using the toilet.

IF SWALLOWED: Call a poison control center or doctor immediately for treatment advice. Have a person sip a glass of water if able to swallow. Do not induce vomiting unless told to do so by the poison control center or doctor. Do not give anything by mouth to an unconscious person.

After product has been diluted according to label directions PPE is not required.

PHYSICAL AND CHEMICAL HAZARDS: Strong oxidizing agent. Corrosive. Do not use in concentrated form. Mix only with water according to label instructions. Never bring concentrate in contact with other sanitizers, cleaners or organic substances.

For 5 gal containers and larger

ENVIRONMENTAL HAZARDS: This pesticide is toxic to birds, fish, and aquatic invertebrates. Do not discharge effluent containing this product into lakes, streams, ponds, estuaries, oceans, or other waters unless in accordance with the requirements of a National Pollutant Discharge Elimination System (NPDES) permit and permitting authority has been notified in writing prior to discharge. Do not discharge effluent containing this product to sewer systems without previously notifying the local sewage treatment plant authority. For guidance contact your State Water Board or Regional Office of the EPA.

DIRECTIONS FOR USE

It is a violation of Federal law to use this product in a manner inconsistent with its labeling.

SANITIZATION

Oxonia Active acid sanitizer is recommended for use on pre-cleaned surfaces such as equipment, pipelines, tanks, vats, fillers, evaporators, pasteurizers and aseptic equipment in dairies, dairy farms, breweries, wineries, beverage and food processing plants. This product is effective as a sanitizer when solution is prepared in water of up to 500 ppm hardness as CaCO₃.

NOTE: FOR MECHANICAL OPERATIONS prepared use solution may not be reused for sanitizing but may be reused for other purposes such as cleaning.

FOR MANUAL OPERATIONS fresh sanitizing solutions should be prepared at least daily or more often if the solution becomes diluted or soiled.

SANITIZING FOOD CONTACT SURFACES

Prior to sanitizing, remove gross food particles, and then wash with a detergent solution, followed by a potable water rinse. Sanitize with a concentration of 1.0 to 1.4 ounces **Oxonia Active** concentrate per 4 gallons of water (0.20 - 0.28% v/v concentration). At this dilution **Oxonia Active** is effective against *Staphylococcus aureus* (ATCC 6538), *Escherichia coli* (ATCC 11229), *Escherichia coli* O157:H7 (ATCC 43895), *Listeria monocytogenes* (ATCC 7644), *Salmonella typhimurium* (ATCC 13311), *Pseudomonas aeruginosa* (ATCC 15442) and *Vibrio cholerae* (ATCC 25873). Also effective against organisms found in the brewing industry, *Saccharomyces cerevisiae* (ATCC 834), *Pediococcus damnosus* (ATCC 25248) and *Lactobacillus malefermentans* (ATCC 11307). Use immersion, coarse spray or circulation techniques as appropriate to the equipment. All surfaces should be exposed to the sanitizing solution for a period of not less than one minute unless a longer time is specified by the governing sanitary code. Drain thoroughly and allow to air dry. Do not rinse.

SANITIZING EATING, DRINKING, AND FOOD PREP UTENSILS

1. Remove gross food particles by a prescrape, preflush and, when necessary, a presoak treatment.
2. Wash with a recommended detergent.
3. Rinse with clean water.

5/11

4. Sanitize in a solution of 1.0 to 1.4 oz **Oxonia Active** to 4 gallon of water. Immerse all utensils for at least 1 minute or contact time specified by governing sanitary code.
5. Drain and air dry.

ELEVATED TEMPERATURE SANITIZING

For sanitization of equipment in food processing plants, restaurants, etc., clean and rinse equipment thoroughly. At a temperature of 120 deg F, **Oxonia Active** is an effective sanitizer for food contact surfaces at a concentration of 0.2% to 0.28% v/v (2 to 2.8 oz. **Oxonia Active** to 8 gallons water) against *Staphylococcus aureus* (ATCC 6538) and *Escherichia coli* (ATCC 11229). All surfaces should be exposed to the sanitizing solution for a period of not less than 1 minute. Allow equipment to drain thoroughly.

SANITIZING TABLEWARE

For sanitizing tableware in low-temperature warewashing machines, inject **Oxonia Active** into the final rinse water at a concentration of 0.2 - 0.28% v/v (2 to 2.8 oz. per 8 gallons of water). Do not exceed 0.28% v/v. Air dry.

To insure that the **Oxonia Active** sanitizer concentration does not fall below 0.1%, periodically test the rinse solution with a suitable test kit and adjust the dispensing rate accordingly. Consult your local Ecolab Specialist for technical assistance and further information on sanitizing tableware in warewashing machines.

SANITIZING NON-FOOD CONTACT SURFACES

Preclean surfaces as directed above. Sanitize non-food contact surfaces such as floors, walls, tables, chairs, benches, drains, troughs, and drip pans with 1 oz **Oxonia Active** per 8 gal water. At this concentration the product is effective against *Staphylococcus aureus* (ATCC 6538), *Enterobacter aerogenes* (ATCC 13048), *Escherichia coli* (ATCC 11229), *Listeria monocytogenes* (ATCC 7644), *Salmonella typhimurium* (ATCC 13311), *Pseudomonas aeruginosa* (ATCC 15442), and *Saccharomyces cerevisiae* (ATCC 834). Also effective against organisms found in the brewing industry, *Pediococcus damnosus* (ATCC 25248) and *Lactobacillus malefermentans* (ATCC 11305). All surfaces should be exposed to the sanitizing solution for a period of not less than 5 minutes. Drain thoroughly and allow to air dry. No rinse necessary.

FOAM SANITIZING NON-FOOD CONTACT SURFACES

Oxonia Active is an effective foam sanitizer of precleaned non-food contact surfaces, such as boots, floors, walls, drains, and associated equipment. For this application, prepare a solution of 0.2% v/v (1 oz per 4 gallons water) **Oxonia Active** and 0.13% v/v (0.7 oz per 4 gallons water) **Liquid K** or **EcoCare 600 FA**. For example, in four gallons of water, add 1 ounce of **Oxonia Active** and 0.7 ounces of **Liquid K** or **EcoCare 600 FA**. **Liquid K** or **EcoCare 600 FA** is the only approved foam generator. Apply solution as a foam using recommended equipment such as a Super Foamer. Wet surfaces thoroughly. At this concentration, the product is effective against *Staphylococcus aureus* (ATCC 6538), *Enterobacter aerogenes* (ATCC 13048) and *Listeria monocytogenes* (ATCC 7644). Surfaces should be exposed to the sanitizing foam for a period of not less than 5 minutes. No rinse is necessary. Contact your Ecolab representative for information on Liquid K and a recommended foamer.

DIRECTIONS FOR FOGGING

To sanitize hard surfaces as an adjunct to acceptable manual cleaning and disinfecting of room surfaces: Prior to fogging, food products and packaging materials must be removed from the room or carefully protected. Fog desired areas using one quart of a 0.3% to 3.0 % **Oxonia Active** solution (3 oz. to 30 oz. per 8 gallons of water) per 1000 cu. ft. of room volume. Vacate the area of all personnel during fogging and until the hydrogen peroxide air concentration is below 0.5 ppm. Allow surfaces to drain thoroughly before operations are resumed. Solutions above 0.5% may be corrosive and are not to be used on all surfaces. Test solutions on surfaces prior to use. All hard non-porous food contact surfaces treated with the disinfectant and fog must be rinsed thoroughly with a potable water rinse.

SANITIZING NON-FOOD CONTACT PACKAGING EQUIPMENT

Prior to use of this product, remove gross soil particles from surfaces. Wash with a recommended detergent solution, rinse thoroughly with potable water. For sanitization against the beverage spoilage organisms *Pediococcus damnosus* (ATCC 25248), *Lactobacillus malefermentans* (ATCC 11305) and *Saccharomyces cerevisiae* (ATCC 834), apply 0.5 - 4.0% (5 oz. to 40 oz. per 8 gallons of water) of

Oxonia Active to surfaces at a temperature of 25 to 45 deg C and allow to remain wet for at least 5 minutes. Allow surfaces to drain thoroughly before operations are resumed.

CONTINUOUS TREATMENT OF CONVEYORS

Wash, rinse and sanitize conveyor equipment. During processing, apply **Oxonia Active** at no more than 0.20%- 0.28% v/v (1 to 1.4 oz. per 4 gallons of water) concentration to conveyor with Mikro Master or other suitable feeding equipment. At this dilution **Oxonia Active** is effective against *Staphylococcus aureus* (ATCC 6538), *Escherichia coli* (ATCC 11229), *Escherichia coli* 0157:H7 (ATCC 43895), *Listeria monocytogenes* (ATCC 49594), *Salmonella typhimurium* (ATCC 13311), *Pseudomonas aeruginosa* (ATCC 15442) and *Vibrio cholerae* (ATCC 25873). Controlled volumes of **Oxonia Active** are applied to return portion of conveyor through nozzles so located as to permit maximum drainage of **Oxonia Active** from equipment and to prevent puddles on top of belt. During interruptions in operations, coarse spray the processing equipment with **Oxonia Active** solution at not more than 0.28% v/v concentration. Conveyor equipment must be free of product when applying coarse spray. Conveyor surface should be exposed to the sanitizing solution for a period of not less than 60 seconds.

SANITIZE PRECLEANED OR NEW RETURNABLE OR NON-RETURNABLE BOTTLED WATER CONTAINERS

To sanitize precleaned or new returnable or non-returnable containers for bottled water processing, apply **Oxonia Active** at a concentration of 1.0% to 4.0% (10 oz. to 40 oz. per 8 gallons of water) at a temperature of 40 to 60 deg. C for at least 7 seconds. At these conditions, **Oxonia Active** is effective against *Staphylococcus aureus* (ATCC 6538), *Escherichia coli* (ATCC 11229), *Salmonella typhimurium* (ATCC 13311), *Pediococcus damnosus* (ATCC 25248), *Lactobacillus malefermentans* (ATCC 11305) and *Saccharomyces cerevisiae* (ATCC 834). After thorough draining, rinse interior container surfaces with a disinfected water rinse free of pathogenic bacteria.¹

SANITIZE PRECLEANED OR NEW RETURNABLE OR NON-RETURNABLE BOTTLED WATER CONTAINERS

To sanitize precleaned or new returnable or non-returnable containers for bottled water processing, apply **Oxonia Active** at a concentration of 0.3% to 1.0% (3 oz. to 10 oz. per 8 gallons of water) at a temperature of 40 to 60 deg. C for at least 20 seconds. At these conditions, **Oxonia Active** is effective against *Staphylococcus aureus* (ATCC 6538), *Escherichia coli* (ATCC 11229) and *Pseudomonas aeruginosa* (ATCC 15442). After thorough draining, rinse interior container surfaces with a disinfected water rinse free of pathogenic bacteria.¹

ANTIMICROBIAL TREATMENT OF WATER FILTERS

To reduce the number of the beverage spoilage organisms *Pediococcus damnosus* (ATCC 25248), *Lactobacillus malefermentans* (ATCC 11305) and *Saccharomyces cerevisiae* (ATCC 834). Clean the water filters with a detergent solution followed by a potable water rinse. Apply **Oxonia Active** as a 0.5 to 2.0% (5 to 20 fluid ounces per 8 gallons of water) solution at 77 °F for a minimum contact time of 5 minutes. After thorough draining, rinse filters with a disinfected water rinse free of pathogenic bacteria.¹ Consult filter manufacturer for filter compatibility guidelines. Conduct filter treatment while the process is not in operation.

ANTIMICROBIAL TREATMENT OF REVERSE OSMOSIS WATER MEMBRANES

To reduce the number of the beverage spoilage organisms *Pediococcus damnosus* (ATCC 25248), *Lactobacillus malefermentans* (ATCC 11305) and *Saccharomyces cerevisiae* (ATCC 834). Clean the RO system with a detergent solution followed by a potable water rinse. Apply **Oxonia Active** as a 0.1-0.2% (1 to 2.1 fluid ounces per 8 gallons of water) use solution at 75°F for a minimum contact time of 5 minutes. After treatment with **Oxonia Active** use solution, rinse membranes thoroughly with a disinfected water rinse free of pathogenic bacteria.¹ Do not treat membranes more than once per week. Consult membrane manufacturer for membrane compatibility guidelines. Conduct membrane treatment while the membrane system is off-line.

ANTIMICROBIAL TREATMENT OF FOOD PROCESSING MEMBRANES

To reduce the number of the spoilage organisms *Pediococcus damnosus* (ATCC 25248), *Lactobacillus malefermentans* (ATCC 11305), *Saccharomyces cerevisiae* (ATCC 834), *Sphingomonas paucimobilis* (ATCC 10829), and *Aureobacterium esteraromaticum* (ATCC 958).

Ultrafiltration Membranes: Use 2 to 2.5 ounces of **Oxonia Active** per 8 gallons of water (2,000 - 2,500 ppm v/v) at 75 degrees °F for a minimum contact time of 5 minutes. Membranes can be treated daily. Conduct membrane treatment while food processing is not in operation. After treatment with **Oxonia Active** use solution, rinse membranes thoroughly with disinfected water free of pathogenic bacteria.¹

Reverse Osmosis Membranes: Use 0.9 to 1.1 ounces of **Oxonia Active** per 8 gallons of water (900 - 1,100 ppm v/v) at 75 degrees °F for a minimum contact time of 5 minutes. Do not treat membranes more than once per week. Conduct membrane treatment while food processing is not in operation. After treatment with **Oxonia Active** use solution, rinse membranes thoroughly with disinfected water free of pathogenic bacteria.¹

Oxonia Active is not intended for use in Nanofiltration Systems.

ANTIMICROBIAL RINSE OF PRECLEANED OR NEW RETURNABLE OR NON-RETURNABLE CONTAINERS

To reduce the number of the beverage spoilage organisms, *Pediococcus damnosus* (ATCC 25248), *Lactobacillus malefermentans* (ATCC 11305), and *Saccharomyces cerevisiae* (ATCC 834), apply **Oxonia Active** at a concentration of 1.0% to 4.0% (10 oz. to 40 oz. per 8 gallons of water) at a temperature of 40 to 60 deg C for at least 7 seconds. After thorough draining, rinse interior container surfaces with a disinfected water rinse free of pathogenic bacteria.¹

ANTIMICROBIAL RINSE OF PRECLEANED OR NEW RETURNABLE OR NON-RETURNABLE CONTAINERS WITH THE ADDITION OF A SURFACTANT

To reduce the number of beverage spoilage organisms, *Pediococcus damnosus* (ATCC 25248), *Lactobacillus malefermentans* (ATCC 11305), and *Saccharomyces cerevisiae* (ATCC 834), apply **Oxonia Active** as follows. Add 0.5 to 5 oz. of surfactant product to 8 gallons of prepared **Oxonia Active** solution. Prepare **Oxonia Active** at a concentration of 1.0 to 4.0% (10 to 40 oz. per 8 gallons of water) solution. Use the surfactant **OxyRinse 7014**. Apply at a temperature of 40 to 60 deg C with a contact time of at least 7 seconds. After thorough draining, rinse interior container surfaces with a disinfected water rinse free of pathogenic bacteria.¹

¹A disinfected water rinse free of pathogenic bacteria is equivalent to a water rinse using water disinfected by ozone, ultraviolet radiation, chlorine dioxide, filtration, chlorine or chlorine compounds.

BOOSTER FOR ALKALINE DETERGENTS TO CLEAN FOOD PROCESSING EQUIPMENT

Oxonia Active is an effective oxygen bleach cleaning booster for use with alkaline detergents. For cleaning applications as a detergent booster, use 0.5 - 2.5% v/v total product (0.64 - 3.2 oz. per gallon of detergent use solution) to aid in the removal of organic soils. All hard non-porous food contact surfaces treated with this boosted detergent must be rinsed thoroughly with a potable water rinse followed by sanitizing with an approved food contact surface sanitizer.

BOOSTER FOR ACID DETERGENTS TO CLEAN FOOD PROCESSING EQUIPMENT

Oxonia Active is an effective oxygen bleach cleaning booster for use with acidic detergents. For cleaning applications as a detergent booster, use 0.5 - 2.5% v/v total product (0.64 - 3.2 oz. per gallon of detergent use solution) to aid in the removal of organic soils. All hard non-porous food contact surfaces treated with this boosted detergent must be rinsed thoroughly with a potable water rinse followed by sanitizing with an approved food contact surface sanitizer.

DISINFECTION

Oxonia Active disinfects as it cleans in one operation. **Oxonia Active** can be used to disinfect floors, walls and other hard nonporous surfaces such as tables, chairs, countertops, bathroom fixtures, sinks, shelves, racks, carts, refrigerators, coolers, tile, linoleum, vinyl, glazed porcelain, plastic (such as polypropylene and polyethylene), stainless steel, or glass.

Areas of Use: Housekeeping Services; academic facilities, veterinary facilities, animal care facilities, industrial facilities, dietary areas, office buildings, recreational facilities, retail and wholesale establishments. Not for use on food contact surfaces, medical devices or medical equipment.

COMBINATION GENERAL DISINFECTION AND CLEANING

Oxonia Active is effective against *Staphylococcus aureus* (ATCC 6538), *Salmonella enterica* (ATCC 10708), *Salmonella enteritidis* (ATCC 13076), *Salmonella typhimurium* (ATCC 13311), *Proteus vulgaris*

(ATCC 13315), *Streptococcus pyogenes* (ATCC 19615) and *Histoplasma capsulatum** at 0.4% to 1.0% (2 oz. / 4 gallons to 5 oz. / 4 gallons of water) in hard water (500 ppm as CaCO₃), 5% blood serum and dried soap film residue on hard nonporous surfaces. For heavily soiled areas a precleaning step is required. Prepare a disinfecting and cleaning solution by diluting 4 ounces **Oxonia Active** in 8 gallons of water (0.4% v/v). Apply solution with mop, cloth, sponge, brush, scrubber, or coarse spray device or by soaking so as to wet all surfaces thoroughly. Allow to remain wet for 10 minutes, and then remove solution and entrapped soil with a clean wet mop, cloth, or wet vacuum pickup. Prepare a fresh solution daily or when it becomes soiled or diluted.

*Not tested in the presence of soap film residue.

VIRUCIDAL

At 0.4% to 1.0% (2 oz. / 4 gallons to 5 oz. / 4 gallons of water) **Oxonia Active** is effective against Influenza B/Taiwan/2/62, Influenza A(H3N2) and Influenza A (H1N1) when used at 20 deg C with a 10 minute contact time in the presence of 500 ppm hard water and organic soil. Apply as directed under disinfection.

DISINFECTION OF PHARMACEUTICAL AND COSMETIC SURFACES

Oxonia Active is recommended for use on hard, non-porous, environmental surfaces such as floors, walls and processing equipment in pharmaceutical and cosmetic processing facilities.

This product is effective against *Staphylococcus aureus* (ATCC 6538) and *Salmonella enterica* (ATCC 10708) at 0.4% to 1.0% (2 oz. / 4 gallons to 5 oz. / 4 gallons of water) in hard water (500 ppm as CaCO₃), 5% blood serum and dried soap film residue. For heavily soiled areas a pre-cleaning step is required. Rinse all surfaces thoroughly with the disinfecting solution and maintain a contact time of at least 10 minutes. Product contact surfaces must be rinsed with sterile water.

OXONIA ACTIVE is designed for use in animal hospitals, animal laboratories, kennels, pet shops, zoos, pet animal quarters, poultry premises, poultry hatcheries, and livestock quarters. When used as directed, **Oxonia Active** is specifically designed to disinfect, deodorize and clean inanimate, hard, surfaces such as walls, floors, sink tops, furniture, operating tables, kennel runs, cages and feeding and watering equipment. In addition **Oxonia Active** will deodorize those areas that are generally hard to keep fresh smelling such as garbage storage areas, empty garbage bins and cans, and any other areas that are prone to odors caused by microorganisms.

All treated equipment that will contact feed or drinking water must be rinsed with potable water before reuse.

For heavily soiled areas, a pre-cleaning step is required. Prepare a fresh solution for each use.

DISINFECTION OF POULTRY PREMISES, TRUCKS, COOPS AND CRATES

1. Remove all poultry and feeds from premises, trucks, coops and crates.
2. Remove all litter and droppings from floors, walls and surfaces of facilities occupied or traversed by poultry.
3. Empty all troughs, racks and other feeding and watering appliances.
4. Thoroughly clean all surfaces with a detergent and rinse with water.
5. Saturate surfaces with a 0.4% to 1.0% (2 oz. / 4 gallons to 5 oz. / 4 gallons of water) solution of **Oxonia Active** for a period of 10 minutes.
6. Ventilate buildings, coops and other closed spaces. Do not house poultry or employ equipment until treatment has been absorbed, set or dried.
7. Thoroughly scrub treated feed racks, troughs, automatic feeders, fountains and waterers with a detergent and rinse with potable water before reuse.

See your Ecolab Representative for specific recommendations for all cleaning and rinsing requirements.

POULTRY HATCHERY DISINFECTION

Clean out any remaining eggs and chicks. Remove gross soils, such as litter, down, shell fragments or other hatching related debris. Empty all racks and other equipment. Thoroughly wash all surfaces, including floors, walls, conveyors, trays and water systems with a recommended detergent. Rinse thoroughly with water. Apply a 0.4% to 1.0% (2 oz. / 4 gallons to 5 oz. / 4 gallons of water) solution of **Oxonia Active** with a mop, cloth, brush or coarse spray. Wet all surfaces and allow to remain wet for 10 minutes. Ventilate buildings and other closed spaces. Allow to dry before reintroducing eggs.

9/11

DISINFECTION AND DEODORIZING OF ANIMAL HOUSING FACILITIES (BARNs, KENNELS, HUTCHES)

Remove animals and feed from facilities. Remove litter, waste matter and gross soils. Empty all troughs, rack and other feeding and watering equipment. Wash surfaces with a recommended alkaline detergent, by manual, foam, or spray application. Rinse with water. Apply a 0.4% to 1.0% (2 oz. / 4 gallons to 5 oz. / 4 gallons of water) solution of **Oxonia Active** with a mop, cloth, brush or coarse spray. Wet all surfaces and allow to remain wet for 10 minutes. Ventilate buildings and other closed spaces. Allow to air dry before reintroducing animals.

VIRUCIDAL ACTIVITY - Poultry and Livestock Pathogens

Oxonia Active is useful as a disinfectant against viruses pathogenic to poultry: Influenza A (H10N7), Newcastle Disease virus, Infectious bronchitis virus, Avian Reovirus, as well as bovine and other livestock pathogens: Infectious bovine rhinotracheitis (IBR), Parainfluenza 3 Virus, and the foot & mouth disease virus (Apfthovirus).

BACTERIOSTATIC

At 0.04% (1 oz. per 20 gallons of water) **Oxonia Active** is effective at inhibiting the growth of bacteria when used in the presence of 500 ppm hard water and organic soil. **Oxonia Active** can be used on floors, walls and other hard nonporous surfaces such as tables, chairs, countertops, bathroom fixtures, sinks, shelves, racks, carts, refrigerators, coolers, tile, linoleum, vinyl, glazed porcelain, plastic (such as polypropylene and polyethylene), stainless steel, or glass.

FOR SANITIZING OF HATCHING EGGS

Prepare a solution of **Oxonia Active** by diluting 2 oz product with 5 gallons of water. As eggs are gathered or prior to setting, apply solution as a coarse spray so as to lightly wet all shell surfaces.

STERILIZATION OF MANUFACTURING, FILLING, AND PACKAGING EQUIPMENT IN ASEPTIC PROCESSES

Prior to use of this product, remove gross soil particles from processing surfaces, then wash with a recommended detergent solution, followed by a thorough potable water rinse. Prepare a sterilizing solution by diluting 6.4 ounces **Oxonia Active** concentrate per each gallon of water (50 mL/liter) (5.0% v/v). Circulate, coarse spray, or flood the sterilizing solution through the system. All surfaces should be exposed to the sterilizing solution for a minimum exposure time based on the product solution temperature. The following time and temperature relationships are required:

Oxonia Active Concentration	Temperature	Time
5%	68°F (20°C)	6 hours
5%	122°F (50°C)	20 minutes
5%	176°F (80°C)	5 minutes

Thoroughly rinse food contact surfaces with either a sterile water or potable water rinse. For food-contact surfaces, follow with a sanitizing solution of **Oxonia Active**. Allow surfaces to drain thoroughly prior to any food product contact. This product is an effective sporicide against *Bacillus subtilis* (ATCC 19633) and *Clostridium sporogenes* (ATCC 3584) when used per the label directions.

NOTE: This product in its use solutions is compatible with stainless steel and aluminum surfaces. If product is intended to be used on any other surface, it is recommended that you apply product to a smaller test area to determine compatibility before proceeding with its use.

10/11

STORAGE & DISPOSAL

DO NOT CONTAMINATE WATER, FOOD OR FEED BY STORAGE OR DISPOSAL

PESTICIDE STORAGE: Product should be kept cool and in a vented container to avoid any explosion hazard.

PESTICIDE DISPOSAL: Pesticide wastes are acutely hazardous. Improper disposal of excess pesticide, spray mixture, or rinsate is a violation of Federal Law. If these wastes cannot be disposed of by use according to label instructions, contact your State Pesticide or Environmental Control Agency, or the Hazardous Waste representative at the nearest EPA Regional Office for guidance.

CONTAINER HANDLING AND DISPOSAL:

~~(≤ 55 gallons rigid) Nonrefillable container. Do not reuse or refill this container. Offer for recycling, if available. Triple rinse container (or equivalent) promptly after emptying.~~

(2.5 gal bladder in box) Nonrefillable container. Do not reuse or refill this container. Remove empty bladder from outer corrugated box. ~~Triple rinse bladder (or equivalent). Offer box and bladder for recycling, if available.~~ Triple rinse as follows: Fill container ¼ full with water and recap. Shake for 10 seconds. Drain for 10 seconds after the flow begins to drip. Follow Pesticide Disposal instructions for rinsate disposal. Repeat procedure two more times. Then offer box and bladder for recycling or reconditioning if appropriate or puncture and dispose of in a sanitary landfill or by incineration.

(For containers 5 gallons or less.) Non-refillable container. Do not reuse or refill this container. Triple rinse as follows: Fill container ¼ full with water and recap. Shake for 10 seconds. Drain for 10 seconds after the flow begins to drip. Follow Pesticide Disposal instructions for rinsate disposal. Repeat procedure two more times. Then offer for recycling or reconditioning if appropriate or puncture and dispose of in a sanitary landfill or by incineration.

(For containers >5-55 gallons.) Non-refillable container. Do not reuse or refill this container. Triple rinse as follows: Empty remaining contents into application equipment or a mix tank. Fill the container ¼ full with water. Replace and tighten closures. Tip container on its side and roll it back and forth, ensuring at least one complete revolution for 30 seconds. Stand the container on its end and tip it back and forth several times. Turn the container over onto its other end and tip it back and forth several times. Empty the rinsate into application equipment or a mix tank or store rinsate for later use or disposal. Repeat procedure two more times. Then offer for recycling or reconditioning if appropriate or puncture and dispose of in a sanitary landfill or by incineration.

(Totes) Verify that the tote is empty. Do not rinse or clean. Seal tote and contact Ecolab for return.

**FOR COMMERCIAL USE
STRONG OXIDIZING AGENT**

EPA Reg. No. 1677-129
EPA Est. 1677-MN-1 (P), 60156-IL-1 (SI), 1677-CA-2(R),
1677-TX-1(D), 1677-IL-1(J), 1677-GA-1(M),
1677-CA-1(S), 1677-NJ-1(W), 1677-WV-1(V)
Superscript refers to first letter of date code

Net Contents:	1 U.S. Gal. (3.78 L)
	4 U.S. Gals. (15.1 L)
	2.5 U.S. Gals.
	15 U.S. Gals. (56.8 L) ccc
	30 U.S. Gals. (113.5 L) cc
	50 U.S. Gals. (189 L) c
	300 U.S. Gals. (tote) cccc

Ecolab Inc.
370 N. Wabasha Street
St. Paul, MN 55102

Optional Marketing Language:


- Respiratory illnesses attributable to Pandemic 2009 H1N1 are caused by influenza A virus.
- This product is a broad-spectrum hard surface disinfectant that has been shown to be effective against (influenza A virus tested and listed on the label) and is expected to

11/11

inactivate all influenza A viruses including Pandemic 2009 H1N1 (formerly called swine flu).

- This product has demonstrated effectiveness against influenza A virus and is expected to inactivate all influenza A viruses including Pandemic 2009 H1N1 influenza A virus.
- This product has demonstrated effectiveness against (influenza A virus tested and listed on the label) and is expected to inactivate all influenza A viruses including Pandemic 2009 H1N1 (formerly called swine flu).
- Kills Pandemic 2009 H1N1 influenza A virus (formerly called swine flu).
- Kills Pandemic 2009 H1N1 influenza A virus.
- Container and product sterilized and distributed by Veltek Associates, Inc 15 Lee Blvd. Malvern, PA 19355
- Container and product sterilized by Veltek Associates, Inc 15 Lee Blvd. Malvern, PA 19355

- See side/back panel for First Aid...



Sanitizer
Desinfectante

