

**OXONIA ACTIVE**

ACID LIQUID SANITIZER FOR FOOD PROCESSING EQUIPMENT  
in Dairies, Dairy Farms, Breweries, Wineries, Beverage and Food Processing Plants

ACID LIQUID SANITIZER FOR SANITIZING TABLEWARE

**DISINFECTANT**

Hospitals, Health Care Facilities, Animal Care Facilities, Veterinary Facilities, Farms,  
Livestock Quarters, Poultry Premises, and Poultry Hatcheries

**Active Ingredients:**

Hydrogen Peroxide ..... 27.5%

Peroxyacetic Acid ..... 5.8%

Inert Ingredients ..... 66.7%

FOR AGRICULTURE OR COMMERCIAL USE ONLY

STRONG OXIDIZING AGENT

KEEP OUT OF REACH OF CHILDREN

**DANGER**

**PRECAUTIONARY STATEMENTS****HAZARDS TO HUMANS AND DOMESTIC ANIMALS**

**DANGER: CORROSIVE:** Causes severe eye damage and skin burns. Harmful or fatal if swallowed. Do not get in eyes, on skin or on clothing. Wear chemical goggles, rubber gloves and protective clothing when handling this product. Wash thoroughly with soap and water after handling. Remove contaminated clothing and wash before reuse.

**STATEMENT OF PRACTICAL TREATMENT**

**IF IN EYES:** Flush immediately with cool water. Remove contact lenses. Continue flushing for 15 minutes, holding eyelids apart. Get prompt medical attention.

**IF ON SKIN:** Immediately wash with plenty of soap and water. Get medical attention.

**IF SWALLOWED:** Drink promptly large quantities of water. Avoid alcohol. DO NOT induce vomiting. Never give anything by mouth to an unconscious person.

**CALL A POISON CONTROL CENTER OR PHYSICIAN IMMEDIATELY**

**FOR EMERGENCY MEDICAL INFORMATION, CALL TOLL-FREE 1-800-328-0026**

**NOTE TO PHYSICIAN:** Probable mucosal damage may contraindicate the use of gastric lavage.

**PHYSICAL AND CHEMICAL HAZARDS:** Strong oxidizing agent. Corrosive. Do not use in concentrated form. Mix only with water according to label instructions. Never bring concentrate in contact with other sanitizers, cleaners or organic substances.

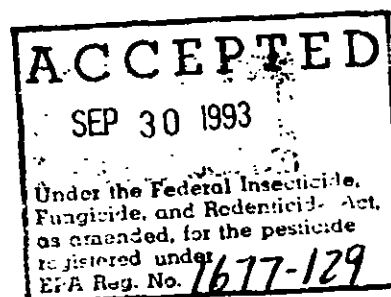
EPA Reg. No. 1677-129

EPA Est. 1677-MN-1 (P), 60156-IL-1 (SI)

Superscript refers to first letter of date code

Net Contents:	50 U.S. Gals. (189 L)	4 U.S. Gals. (15.1 L)	15 U.S. Gals. (56.8 L)
	30 U.S. Gals. (113.5 L)	2.5 U.S. Gals.	1 U.S. Gal. (3.78 L)

Klenzade, Division of Ecolab Inc.  
Ecolab Center  
St. Paul, MN 55102



**BEST AVAILABLE COPY**

SEP 30 1993

Under the Federal Insecticide,  
Fungicide, and Rodenticide Act,  
as amended, for the pesticide  
registered under  
EPA Reg. No. 7677-129

2085

**DIRECTIONS FOR USE**

It is a violation of Federal law to use this product in a manner inconsistent with its labeling.

**SANITIZATION**

Oxonia Active acid sanitizer is recommended for use on pre-cleaned surfaces such as equipment, pipelines, tanks, vats, fillers, evaporators, pasteurizers and aseptic equipment in dairies, breweries, wineries, beverage and food processing plants. This product is effective as a sanitizer when solution is prepared in water of up to 500 ppm hardness as  $\text{CaCO}_3$ .

**SANITIZING FOOD CONTACT SURFACES**

Prior to sanitizing, remove gross food particles, then wash with a detergent solution, followed by a potable water rinse. Sanitize with a concentration of 1 to 1.8 ounces Oxonia Active concentrate per 4 gallons of water (0.20 - 0.35% v/v concentration). At this dilution Oxonia Active is effective against *Staphylococcus aureus*, *Escherichia coli*, *Listeria monocytogenes*, *Salmonella typhimurium*, *Pseudomonas aeruginosa*, *Saccharomyces cerevisiae* and *Vibrio cholerae*. Also effective against organisms found in the brewing industry such as *Pediococcus damnosus* and *Lactobacillus buchneri*. Use immersion, coarse spray or circulation techniques as appropriate to the equipment. All surfaces should be exposed to the sanitizing solution for a period of not less than two minutes unless otherwise specified by governing sanitary code. Drain thoroughly and allow to air dry. Do not rinse.

**SANITIZING TABLEWARE**

For sanitizing tableware in low-temperature warewashing machines, inject Oxonia Active into the final rinse water at a concentration of 0.2% v/v (1 oz. per 4 gallons of water). Do not exceed 0.35% v/v. Air dry.

To insure that the Oxonia Active sanitizer concentration does not fall below 0.2%, periodically test the rinse solution with a suitable test kit and adjust the dispensing rate accordingly. Consult your local Ecolab Specialist for technical assistance and further information on sanitizing tableware in warewashing machines.

**FINAL SANITIZING BOTTLE RINSE**

Oxonia Active may be used as a final sanitizing rinse for returnable and non-returnable bottles at a 0.2% dilution (1 oz to 4 gallons).

NOTE: FOR MECHANICAL OPERATIONS prepared use solution may not be reused for sanitizing but may be reused for other purposes such as cleaning.

FOR MANUAL OPERATIONS fresh sanitizing solutions should be prepared at least daily or more often if the solution becomes diluted or soiled.

**SANITIZING NON-FOOD CONTACT SURFACES**

Preclean surfaces as directed above. Sanitize non-food contact surfaces such as floors, walls, tables, chairs, benches, drains, troughs, drip pans with 1 oz Oxonia Active per 16 gal water. At this concentration the product is effective against *Staphylococcus aureus*, *Enterobacter aerogenes*, *Escherichia coli*, *Listeria monocytogenes*, *Salmonella typhimurium*, *Pseudomonas aeruginosa*, and *Saccharomyces cerevisiae*. Also effective against organisms found in the brewing industry such as *Pediococcus damnosus* and *Lactobacillus buchneri*. All surfaces should be exposed to the sanitizing solution for a period of not less than 5 minutes. Drain thoroughly and allow to air dry. No rinse necessary.

**DIRECTIONS FOR FOGGING:** To sanitize hard room surfaces as an adjunct to acceptable manual cleaning and disinfecting of room surfaces: Prior to fogging, food products and packaging materials must be removed from the room or carefully protected. Fog desired areas using one quart per 1000 cu. ft. of room area with a 0.30% Oxonia Active solution. Vacate the area of all personnel during fogging and for a minimum of 2 hours after fogging. Allow surfaces to drain thoroughly before operations are resumed.

BEST AVAILABLE COPY

3045

**DISINFECTION**

Oxonia Active disinfects as it cleans in one operation. Oxonia Active can be used to disinfect floors, walls and other hard nonporous surfaces such as tables, chairs, countertops, bathroom fixtures, sinks, bed frames, shelves, racks, carts, refrigerators, coolers, tile, linoleum, vinyl, asphalt, porcelain, plastic (such as polypropylene and polyethylene), stainless steel, or glass.

**Areas of Use:** In Hospitals, use Oxonia Active for Surgical and Obstetrical Suites; Housekeeping Services; Physical Therapy Departments; Nursing Services; Autopsy Facilities. Also, use Oxonia Active in nursing homes, other health-care facilities, schools, colleges, veterinary clinics, animal life science laboratories, industrial facilities, dietary areas, office buildings, recreational facilities, retail and wholesale establishments.

**COMBINATION DISINFECTION AND CLEANING**

Oxonia Active is effective against *Staphylococcus aureus*, *Salmonella choleraesuis*, *Pseudomonas aeruginosa* and *Histoplasma capsulatum*\* at 0.3% in hard water (500 ppm as  $\text{CaCO}_3$ ), 5% blood serum and dried soap film residue on hard nonporous surfaces. For heavily soiled areas a precleaning step is required. Apply solution with mop, cloth, sponge, brush, scrubber, or coarse spray device or by soaking so as to wet all surfaces thoroughly. Allow to remain wet for 10 minutes, then remove solution and entrapped soil with a clean wet mop, cloth, or wet vacuum pickup. Prepare a fresh solution daily or when it becomes soiled or diluted.

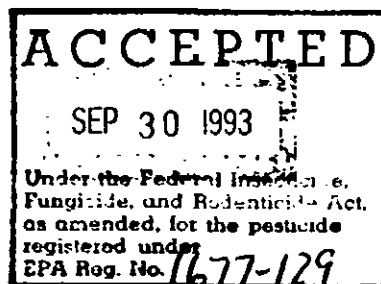
\*Not tested in the presence of soap film residue.

**TUBERCULOCIDAL**

Oxonia Active passes the rigid requirements as a tuberculocide at 0.3% in the presence of 5% blood serum, 500 ppm hard water and residual soap scum on porous and nonporous surfaces at 20 deg C. Remove heavy soil or gross filth prior to disinfection. Allow surfaces to remain wet for 10 minutes, then remove solution with a clean wet mop, cloth, or wet vacuum pickup.

**VIRUCIDAL**

At 0.3% Oxonia Active is effective against Influenza B/Taiwan/2/62, Influenza A(H3N2) and Influenza A (H1N1) when used at 20 deg C with a 10 minute contact time in the presence of 500 ppm hard water and organic soil. Apply as directed under disinfection.



4 of 5

**OXONIA ACTIVE** is designed for use in animal hospitals, animal laboratories, kennels, pet shops, zoos, pet animal quarters, poultry premises, poultry hatcheries, and livestock quarters. When used as directed, **Oxonia Active** is specifically designed to disinfect, deodorize and clean inanimate, hard, surfaces such as walls, floors, sink tops, furniture, operating tables, kennel runs, cages and feeding and watering equipment. In addition **Oxonia Active** will deodorize those areas which are generally hard to keep fresh smelling such as garbage storage areas, empty garbage bins and cans, and any other areas which are prone to odors caused by microorganisms.

All treated equipment that will contact feed or drinking water must be rinsed with potable water before reuse.

For heavily soiled areas, a pre-cleaning step is required. Prepare a fresh solution for each use.

#### DISINFECTION OF POULTRY PREMISES, TRUCKS, COOPS AND CRATES

1. Remove all poultry and feeds from premises, trucks, coops and crates.
2. Remove all litter and droppings from floors, walls and surfaces of facilities occupied or traversed by poultry.
3. Empty all troughs, racks and other feeding and watering appliances.
4. Thoroughly clean all surfaces with a detergent and rinse with water.
5. Saturate surfaces with a 0.3% solution of **Oxonia Active** for a period of 10 minutes.
6. Ventilate buildings, coops and other closed spaces. Do not house poultry or employ equipment until treatment has been absorbed, set or dried.
7. Thoroughly scrub treated feed racks, troughs, automatic feeders, fountains and waterers with a detergent and rinse with potable water before reuse.

See your Klenzade or Airkem Representative for specific recommendations for all cleaning and rinsing requirements.

#### POULTRY HATCHERY DISINFECTION

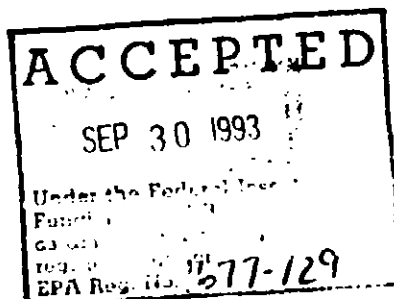
Clean out any remaining eggs and chicks. Remove gross soils, such as litter, down, shell fragments or other hatching related debris. Empty all racks and other equipment. Thoroughly wash all surfaces, including floors, walls, conveyors, trays and water systems with a recommended detergent. Rinse thoroughly with water. Apply a 0.30% solution of **Oxonia Active** with a mop, cloth, brush or coarse spray. Wet all surfaces and allow to remain wet for 10 minutes. Ventilate buildings and other closed spaces. Allow to dry before reintroducing eggs.

#### DISINFECTION AND DEODORIZING OF ANIMAL HOUSING FACILITIES (BARN, KENNELS, HUTCHES, ETC.)

Remove animals and feed from facilities. Remove litter, waste matter and gross soils. Empty all troughs, rack and other feeding and watering equipment. Wash surfaces with a recommended alkaline detergent, by manual, foam, or spray application. Rinse with water. Apply a 0.30% solution of **Oxonia Active** with a mop, cloth, brush or coarse spray. Wet all surfaces and allow to remain wet for 10 minutes. Ventilate buildings and other closed spaces. Allow to air dry before reintroducing animals.

#### VIRUCIDAL ACTIVITY - Poultry and Livestock Pathogens

**Oxonia Active** is useful as a disinfectant against viruses pathogenic to poultry, such as Influenza A (H10N7), Newcastle Disease virus, Infectious bronchitis virus, and Reovirus (C08), as well as bovine pathogens such as Infectious bovine rhinotracheitis (IBR) and Parainfluenza 3 Virus.



**BEST AVAILABLE COPY**

5075

**NOTE:** This product in its use solutions is compatible with stainless steel and aluminum surfaces. If product is intended to be used on any other surface, it is recommended that you apply product to a smaller test area to determine compatibility before proceeding with its use.

## STORAGE & DISPOSAL

### DO NOT CONTAMINATE WATER, FOOD OR FEED BY STORAGE OR DISPOSAL

**STORAGE:** Product should be kept cool and in a vented container to avoid any explosion hazard.

**PESTICIDE DISPOSAL:** Pesticide wastes are acutely hazardous. Improper disposal of excess pesticide, spray mixture, or rinsate is a violation of Federal Law. If these wastes cannot be disposed of by use according to label instructions, contact your State Pesticide or Environmental Control Agency, or the Hazardous Waste representative at the nearest EPA Regional Office for guidance.

**CONTAINER DISPOSAL:** (1 gal) Do not reuse empty containers. Wrap container and put in trash. (4, 15, 30, 50 gal plastic) Triple rinse (or equivalent). Then offer for recycling or reconditioning, or puncture and dispose of in a sanitary landfill, or incineration, or, if allowed by state and local authorities, by burning. If burned, stay out of smoke.  
(2.5 gal bladder in box) Remove empty bladder from outer corrugated box. Triple rinse bladder (or equivalent). Offer box and bladder for recycling or dispose of in a sanitary landfill or incineration, or if allowed by state and local authorities, by burning. If burned, stay out of smoke.

