

UNITED STATES ENVIRONMENTAL PROTECTION AGENCY  
WASHINGTON, D.C. 20460

NOV 18 2003

OFFICE OF  
PREVENTION, PESTICIDES AND  
TOXIC SUBSTANCES

Universal Cooperatives, Inc.  
Attn: Nik Ramswick  
1300 Corporate Center Curve  
Eagan, MN 55121

Dear Registrant:

Subject: Fast Track Amendments for Atrazine Product  
Product: Atrazine ~~40~~ Herbicide  
EPA Registration Number: 1386-647  
Submission Date: 10/14/03

The labeling referred to above, submitted in connection with registration under the Federal Insecticide, Fungicide and Rodenticide Act, as amended is acceptable, provided you make the following changes before you release the product for shipment.

## 1. The PPE section should read as follows:

"Some materials that are chemical-resistant to this product are (*registrant, insert correct chemical-resistant material*). If you want more options, follow the instructions for category (*registrant, insert A, B, C, D, E, F, G, or H*) on an EPA chemical-resistance category selection chart."

"Mixers, loaders, applicators and other handlers not using engineering controls must wear:

- Coveralls over long sleeved shirt and long pants
- Chemical resistant gloves
- Chemical resistant footwear plus socks
- Chemical resistant headgear (if overhead exposure)
- Chemical resistant apron

A NIOSH approved dust mist filtering respirator with any N, R, P or HE filter (*Note to registrant: Remove the N type filter from the respirator statement if the pesticide product contains or is used with oil.*)

"Mixers, loaders, applicators and other handlers using engineering controls must wear:

- Long sleeved shirt and long pants
- Chemical resistant gloves and apron for mixers and loaders
- Shoes plus socks

See engineering controls for additional requirements."

## 2. Add the following sentence to the paragraph in the PPE section beginning "Follow manufacturer's instructions for cleaning maintaining PPE...."

"Discard clothing and other absorbent materials that have been drenched or heavily contaminated with this product's concentrate. Do not reuse them."

## 3. The Engineering Controls Statements section should read as follows:

"Mixers and loaders supporting aerial applications at a rate greater than 3 lbs active ingredient per acre must use a closed system that meets the requirements for dermal and inhalation protection listed in the WPS for Agricultural Pesticides [40 CFR 170.240(d)(4)] and must:

- wear the PPE required above for handlers using engineering controls,
- wear protective eyewear if the system operates under pressure, and
- be provided and have immediately available for use in an emergency, such as a spill or equipment breakdown: coveralls, chemical resistant footwear and dust mist respirator.

Pilots must use an enclosed cockpit in a manner that is consistent with the WPS for Agricultural Pesticides [40 CFR 170.240(d)(4)].

Flaggers supporting aerial applications must use an enclosed cab that meets the definition on the WPS Standard for Agricultural Pesticides [40 CFR 170.240(d)(5)] for dermal protection. In addition, such applicators and flaggers must

- wear the PPE required above for handlers using engineering controls
- either wear the type of respirator specified in the PPE above or use an enclosed cab that provides inhalation protection equivalent to a dust mist respirator.
- be provided and must have immediately available for use in an emergency when they must exit the cab in the treated area: coveralls, chemical resistant gloves, chemical resistant footwear, chemical resistant headgear if overhead exposure, and a dust mist respirator if using an enclosed cab that provides inhalation protection.
- take off any PPE that was worn in the treated area before reentering the cab, and
- store all such PPE in a chemical resistant container, such as a plastic bag, to prevent contamination of the inside of the cab."

4. In the Environmental Hazards section, add "or rinsate" to the end of the last sentence of the last paragraph.

5. Also in the Environmental Hazards section, add:

One of the following restrictions must be used in applying atrazine to tile-outletted fields containing standpipes:

- Do not apply within 66 feet of standpipes in tile-outletted fields.
- Apply this product to the entire tile-outletted field and immediately incorporate it to a depth of 2-3 inches in the entire field.
- Apply this product to the entire tile-outletted field under a no-till practice only when a high crop residue crop management practice is practiced. High crop residue management is described as a practice where little or no crop residue is removed from the field during and after crop harvest.

6. In the Agricultural Use Requirements box, under the PPE, change "Waterproof gloves" to "Chemical resistant gloves made of any waterproof material."

7. In the Directions for Use section add, "When tank-mixing or sequentially applying atrazine or products containing atrazine to corn or sorghum, the total pounds of atrazine applied must not exceed the specific seasonal rate limits from preemergence, postemergence or pre- + post-emergence applications as noted in the use limitation table in the use directions."

8. Also in the Directions for Use section, add spray drift management language or restrict aerial application on the label. (*Registrant, spray drift language is attached*).

9. In the Macadamia Nut Directions for Use, specify a maximum rate of 8 lbs ai/acre/year.

10. In the Conifer Directions for Use, add a maximum rate of 4 lbs ai/acre and a maximum rate of 4 lbs ai/treated acre/year.

11. In the Sugarcane Directions for Use, specify the maximum application rate of 4 lbs ai/acre and the maximum rate of 10 lbs ai/acre/year. This new information should replace the sentence "do not exceed the rate of herbicide suggested for any one crop of sugarcane."

12. In the Turfgrass Directions for Use, the "maximum 2 applications per season", should be more pronounced such as placing that information under the "Precautions" heading. Also in this section remove

3/15

"and similar areas" from the "turfgrass for fairways, lawns and sod production..." heading.


13. In the Chemical Fallow Directions for Use, add:

- For soils in ND and SD with a pH of 7.5 or greater: the maximum application rate is 1.5 pounds a.i./acre. Only one application is allowed per season.
- For soils in ND and SD with a pH less than 7.5: the maximum application rate is 2 pounds a.i./acre. Only one application is allowed per season.
- For all other application sites: Only one application is allowed per season.

14. In the Corn and Sorghum Directions for Use, specify a 60 day PHI for field corn forage uses, a 60 day PHI for preemergent sorghum uses and a 45 day PHI for postemergent sorghum forage uses.

Submit three (3) copies of final printed labeling incorporating the above changes before you release the product for shipment. Amended labeling will supercede all previously accepted labels. A stamped copy of labeling is enclosed for your records.

Sincerely,



Jim Tompkins  
Product Manager, Team 25  
Herbicide Branch  
Registration Division (7505C)

Enclosure

ACCEPTED  
with COMMENTS  
in EPA Letter Dated

4/15  
ACCEPTED  
with COMMENTS  
in EPA Letter Dated  
NOV 18 2003

Under the Federal Insecticide,  
Fungicide and Rodenticide Act  
as amended, for the pesticide  
registered under EPA Reg. No.

Under the Federal Insecticide,  
Fungicide, and Rodenticide Act  
as amended, for the pesticide  
registered under EPA Reg. No.

1386-647

## RESTRICTED USE PESTICIDE (GROUND AND SURFACE WATER CONCERNS)

FOR RETAIL SALE TO AND USE ONLY BY CERTIFIED APPLICATORS OR PERSONS UNDER THEIR DIRECT SUPERVISION AND ONLY FOR THOSE USES COVERED BY THE CERTIFIED APPLICATOR'S CERTIFICATION. THIS PRODUCT IS A RESTRICTED USE HERBICIDE DUE TO GROUND AND SURFACE WATER CONCERNS. USERS MUST READ AND FOLLOW ALL PRECAUTIONARY STATEMENTS AND INSTRUCTIONS FOR USE IN ORDER TO MINIMIZE POTENTIAL FOR ATRAZINE TO REACH GROUND AND SURFACE WATER.

# ATRAZINE 4L HERBICIDE

For Season-Long Weed Control In Corn, Sorghum, and Certain Other Crops.

## KEEP OUT OF REACH OF CHILDREN CAUTION

REFER TO INSIDE OF LABEL BOOKLET FOR ADDITIONAL PRECAUTIONARY  
STATEMENTS AND DIRECTIONS FOR USE, INCLUDING STORAGE AND DISPOSAL.

### ACTIVE INGREDIENTS:

Atrazine: 2-chloro-4-ethylamino-6-isopropylamino-s-triazine ..... 40.8%

Related Compounds ..... 2.2%

INERT INGREDIENTS ..... 57.0%

Total ..... 100.0%

Atrazine 4L Contains 4 Lbs. Active Ingredients Per Gallon.  
Shake Well Before Using. Use Entire Contents At One Time.

**Net Contents: 2 1/2 Gallons**

EPA Reg. No. 1386-647

EPA Est. No. Used Corresponds To:

Letter in Lot No.: A-1386-OH-1

B-9779-AR-13



Universal Cooperatives, Inc.

Minneapolis, MN 55440

## PRECAUTIONARY STATEMENTS

### HAZARDS TO HUMANS AND DOMESTIC ANIMALS

#### CAUTION

Harmful if swallowed, inhaled, or absorbed through skin. Do not breathe vapors or spray mist. Avoid contact with eyes, skin or clothing.

#### PERSONAL PROTECTIVE EQUIPMENT

**Applicators and other handlers (other than mixers and loaders) must wear:**

- Long-sleeved shirt and long pants
- Water-proof gloves
- Chemical-resistant footwear plus socks

**Mixers and loaders must wear:**

- Long-sleeved shirt and long pants
- Water-proof gloves
- Chemical-resistant footwear plus socks
- Protective eyewear

Follow manufacturer's instructions for cleaning/maintaining PPE. If no such instructions for washables, use detergent and hot water. Keep and wash PPE separately from other laundry.

#### Engineering Control Statements

When handlers use closed systems, enclosed cabs, or aircraft in a manner that meets the requirements listed in the Worker Protection Standard (WPS) for agricultural pesticides [40 CFR 170.240 (d) (4-6)], the handler PPE requirements may be reduced or modified as specified in the WPS.

#### USER SAFETY RECOMMENDATIONS

Users should:

- Wash hands before eating, drinking, chewing gum, using tobacco or using the toilet.
- Remove clothing immediately if pesticide gets inside. Then wash thoroughly and put on clean clothing.
- Remove PPE immediately after handling this product. Wash the outside of gloves before removing. As soon as possible wash thoroughly and change into clean clothing.

## FIRST AID

<b>If Swallowed:</b>	<ul style="list-style-type: none"> <li>• Call a poison control center or doctor immediately for treatment advice.</li> <li>• Have person sip a glass of water if able to swallow.</li> <li>• Do not induce vomiting unless told to do so by a poison control center or doctor.</li> <li>• Do not give anything by mouth to an unconscious person.</li> </ul>
<b>If Inhaled:</b>	<ul style="list-style-type: none"> <li>• Move person to fresh air.</li> <li>• If person is not breathing, call 911 or an ambulance, then give artificial respiration, preferably mouth-to-mouth if possible.</li> <li>• Call a poison control center or doctor for further treatment advice.</li> </ul>
<b>If On Skin or Clothing:</b>	<ul style="list-style-type: none"> <li>• Take off contaminated clothing.</li> <li>• Rinse skin immediately with plenty of water for 15 - 20 minutes.</li> <li>• Call a poison control center or doctor for treatment advice.</li> </ul>
<b>If In Eyes:</b>	<ul style="list-style-type: none"> <li>• Hold eye open and rinse slowly and gently with water for 15 - 20 minutes. Remove contact lenses, if present, after the first 5 minutes, then continue rinsing eye.</li> <li>• Call a poison control center or doctor for treatment advice.</li> </ul>
Have the product container or label with you when calling a poison control center or doctor, or going for treatment. For medical emergency information call 1-800-308-1241.	

## ENVIRONMENTAL HAZARDS

Atrazine can travel (seep or leach) through soil and can enter ground water which may be used as drinking water. Atrazine has been found in ground water. Users are advised not to apply atrazine to sand and loamy sand soils where the water table (ground water) is close to the surface and where these soils are very permeable, i.e., well-drained. Your local agricultural agencies can provide further information on the type of soil in your area and the location of ground water.

This product may not be mixed/loaded or used within 50 ft. of all wells, including abandoned wells, drainage wells, and sink holes.

This product may not be mixed or loaded within 50 ft. of intermittent streams and rivers, natural or impounded lakes and reservoirs. This product may not be applied aerially or by ground within 66 ft. of the points where field surface water runoff enters perennial or intermittent streams and rivers or within 200 ft. around natural or impounded lakes and reservoirs. If this product is applied to highly erodible land, the 66-ft. buffer or setback from runoff entry points must be planted to crop, seeded with grass, or other suitable crop.

This pesticide is toxic to aquatic invertebrates. Do not apply directly to water, to areas where surface water is present, or to intertidal areas below the mean high water mark. Do not apply when weather conditions favor drift from treated areas. Runoff and drift from treated areas may be hazardous to aquatic organisms in neighboring areas. Do not contaminate water when disposing of equipment wash waters.

6/15

## DIRECTIONS FOR USE

It is a violation of Federal law to use this product in a manner inconsistent with its labeling.

Do not apply this product in a way that will contact workers or other persons, either directly or through drift. Only protected handlers may be in the area during application. For any requirements specific to your State or Tribe, consult the agency responsible for pesticide regulation.

### AGRICULTURAL USE REQUIREMENTS

Use this product only in accordance with its labeling and with the Worker Protection Standard, 40 CFR part 170. This Standard contains requirements for the protection of agricultural workers on farms, forests, nurseries, and greenhouses, and handlers of agricultural pesticides. It contains requirements for training, decontamination, notification, and emergency assistance. It also contains specific instructions and exceptions pertaining to the statements on this label about personal protective equipment (PPE) and restricted-entry interval. The requirements in this box only apply to uses of this product that are covered by the Worker Protection Standard.

Do not enter or allow worker entry into treated areas during the restricted-entry interval (REI) of 12 hours.

PPE required for early entry to treated areas that is permitted under the Worker Protection Standard and that involves contact with anything that has been treated, such as plants, soil, or water is:

- Coveralls
- Water-proof gloves
- Chemical-resistant footwear plus socks

### NON-AGRICULTURAL USE REQUIREMENTS

The requirements in this box apply to uses of this product that are NOT within the scope of the Worker Protection Standard for agricultural pesticides (40 CFR Part 170). The WPS applies when this product is used to produce agricultural plants on farms, forests, nurseries, or greenhouses.

Do not enter treated areas without protective clothing until sprays have dried.

**FAILURE TO FOLLOW THE DIRECTIONS FOR USE AND PRECAUTIONS ON THIS LABEL MAY RESULT IN POOR WEED CONTROL, CROP INJURY, OR ILLEGAL RESIDUES.**

### Chemigation Prohibition

**DO NOT APPLY THIS PRODUCT THROUGH ANY TYPE OF IRRIGATION SYSTEM.**

### General Information

This herbicide controls many annual broadleaf and grass weeds in corn, sorghum, sugarcane, and certain other crops specified on this label. This product may be applied before or after weeds emerge.

Following many years of continuous use of this product and chemically related products, biotypes of some of the weeds listed on this label have been reported which cannot be effectively controlled by this and related herbicides. Where this is known or suspected, and weeds controlled by this product are expected to be present along with resistant biotypes, we recommend the use of this product in combinations or in sequence with other registered herbicides which are not triazines. If only resistant biotypes are expected to be present, use a registered non-triazine herbicide. Consult with your state Agricultural Extension Service for specific recommendations.

Since this product acts mainly through root absorption, its effectiveness depends on moisture to move it into the root zone. If weeds develop, a shallow cultivation or rotary hoeing will generally result in better weed control.

This product is noncorrosive to equipment and metal surfaces, nonflammable, and has low electrical conductivity.

Avoid using near adjacent desirable plants or in greenhouses, or injury may occur.


To avoid spray drift, do not apply under windy conditions. Avoid spray overlap, as crop injury may result.

Where the use directions give a range of rates, use the lower rate on coarse-textured soil and soil low in organic matter; use the higher rate on fine-textured soil and soil high in organic matter.

**NOTE:** Universal Cooperatives, Inc., does not recommend applications in combination with other herbicides or oils, except as specifically described on the label.

### Application Procedures

**Ground application:** Use conventional ground sprayers equipped with nozzles that provide accurate and uniform application. Be certain that nozzles are uniformly spaced and are the same size. Calibrate sprayer before use and recalibrate at the start of each season and when changing carrier. Unless



7/15

otherwise specified, use a minimum of 10 gals. of spray mixture per acre for all preplant incorporated, preplant surface, preemergence, and postemergence applications (with or without oil or surfactant) with ground equipment.

Use a pump with capacity to: (1) maintain 35-40 psi at nozzles, (2) provide sufficient agitation in tank to keep mixture in suspension, and (3) to provide a minimum of 20% bypass at all times. Use centrifugal pumps which provide propeller shear action for dispersing and mixing this product. The pump should provide a minimum of 10 gals./minute/100 gal. tank size circulated through a correctly positioned sparger tube or jets.

Use screens to protect the pump and to prevent nozzles from clogging. Screens placed on the suction side of the pump should be 16-mesh or coarser. Do not place a screen in the recirculation line. Use 50-mesh or coarser screens between the pump and boom, and where required, at the nozzles. Check nozzle manufacturer's recommendations.

For band applications, calculate amount to be applied per acre as follows:

$$\frac{\text{band width, inches}}{\text{row width in inches}} \times \frac{\text{broadcast rate}}{\text{per acre}} = \frac{\text{amount needed}}{\text{per acre of field}}$$

**Aerial application:** Use aerial application only where broadcast applications are specified. Apply in a minimum of 1 qt. of water for each qt. of this product applied per acre. For postemergence treatments on corn and sorghum, apply recommended rate in a minimum of 2 gals. of water per acre. Avoid applications under conditions where uniform coverage cannot be obtained or where excessive spray drift may occur.

Avoid application to humans or animals. Flagmen and loaders should avoid inhalation of spray mist and prolonged contact with skin.

**Application in water or liquid fertilizer:** Nitrogen solution or complete liquid fertilizer may replace all or part of the water as a carrier for preemergence, preplant incorporated, or preplant surface ground application on corn and sorghum. Check the compatibility of this product with liquid fertilizer and/or nitrogen solution as shown below before use. Do not apply in nitrogen solution or complete liquid fertilizer after corn or sorghum emerges, or crop injury may occur.

**Compatibility Test:** Since liquid fertilizers can vary, even within the same analysis, always check compatibility with herbicide(s) each time before use. Be especially careful when using complete suspension or fluid fertilizers as serious compatibility problems are more likely to occur. Commercial application equipment may improve compatibility in some instances. The following test assumes a spray volume of 25 gal's/A. For other spray volumes, make appropriate changes in the ingredients. Check compatibility using this procedure:

1. Add 1 pt. of fertilizer to each of 2 one-qt. jars with tight lids.
2. To one of the jars add 1/4 teaspoon or 1.2 milliliters of a compatibility agent approved for this use, such as Kem Link (1/4 teaspoon is equivalent to 2 pints per 100 gallons spray). Shake or stir gently to mix.
3. To both jars, add the appropriate amount of herbicide(s). If more than one herbicide is used, add them separately with dry herbicides first, flowables next, and emulsifiable concentrates last. After each addition, shake or stir gently to thoroughly mix. The appropriate amount of herbicides for this test follows:  
**Dry herbicides:** For each pound to be applied per acre, add 1.5 level teaspoons to each jar.  
**Liquid herbicides:** For each pint to be applied per acre, add 0.5 teaspoon or 2.5 milliliters to each jar.
4. After adding all ingredients, put lids on and tighten, and invert each jar 10 times to mix. Let the mixtures stand 15 minutes and then look for separation, large flakes, precipitates, gels, heavy oily film on the jar, or other signs of incompatibility. Determine if the compatibility agent is needed in the spray mixture by comparing the 2 jars. If either mixture separates, but can be remixed readily, the mixture can be sprayed as long as good agitation is used. If the mixtures are incompatible, test the following methods of improving compatibility: (A) slurry the dry herbicide(s) in water before addition, or (B) add 1/2 of the compatibility agent to the fertilizer and the other 1/2 to the emulsifiable concentrate or flowable herbicide before addition to the mixture. If incompatibility is still observed, do not use the mixture.

**Application in water plus emulsifiable oil or oil concentrate:** Adding emulsifiable oil (petroleum-derived, petroleum-derived oil concentrate, or single or mixed crop-derived oil concentrate) to postemergence water-based sprays in corn and sorghum may improve weed control. However, under certain conditions, the use of either type of oil may seriously injure the crop. To minimize this possibility, observe the following directions:

Use one of the following properly emulsified:

1. A suitable oil concentrate containing at least 1%, but not more than 20% suitable emulsifier or surfactant blend.
2. Petroleum-derived oil containing at least 1% suitable emulsifier.

**NOTE:** In the event of a compatibility problem when mixing oil with this product and water, a compatibility agent such as Kem Link should be used. Any of the above oils contaminated with water or other materials can cause compatibility problems and/or crop injury.

**Mixing procedures – all uses:** (1) Be sure sprayer is clean and not contaminated with any other materials, or crop injury or sprayer clogging may result. (2) Fill tank 1/4 full with clean water, nitrogen solution, or complete liquid fertilizer. (3) Start agitation. (4) Be certain that the agitation system is working properly and creates a rippling or rolling action on the liquid surface. (5) Pour product directly from container into tank. (6) Continue filling tank until 90% full, increase agitation if necessary to maintain surface action. (7) Add emulsifiable oil, oil concentrate, or tank mix herbicide(s) after this product is thoroughly suspended. (8) Finish filling tank. (9) Empty tank as completely as possible before refilling to prevent buildup of oil or emulsifiable concentrate residue. (10) If an oil or emulsifiable concentrate film starts to build up in tank, drain it and clean with strong detergent solution or solvent. (11) Clean sprayer thoroughly immediately after use by flushing system with water containing a detergent.

8/15

**Rotational Crops – All Uses:** (1) Do not rotate to any crop except corn or sorghum until the following year, or injury may occur. (2) If applied after June 10, do not rotate with crops other than corn or sorghum the next year, or crop injury may occur. (3) In the High Plains and Intermountain areas of the West where rainfall is sparse and erratic or where irrigation is required, use only when corn or sorghum is to follow corn or sorghum or when a crop of untreated corn or sorghum is to precede other rotational crops. (4) In eastern parts of the Dakotas, KS, western MN, and NE, do not rotate to soybeans if the rate applied to corn or sorghum was more than 2.2 pounds/A or equivalent band application rate, or soybean injury may occur. (5) Injury may occur to soybeans planted the year following application on soils having a calcareous surface layer. (6) Do not plant sugar beets, tobacco, vegetables (including dry beans), spring-seeded small grains, or small-seeded legumes and grasses the year following application, or injury may occur.

#### **Atrazine 4L Applied Alone – Corn or Grain Sorghum\***

**Preplant Surface-Applied, Preplant Incorporated, or Preemergence (or Postemergence at 4 pts./A With Oil)**

##### **Broadleaf and Grass Weeds Controlled**

barnyardgrass (watergrass)***	wild oats	cocklebur**	annual morningglory	ragweed
giant foxtail**	witchgrass ( <i>Panicum capillare</i> )***	groundcherry	mustards	sicklepod**
green foxtail***	yellow foxtail***	jimsonweed	nightshade	velvetleaf (buttonweed)***
large (hairy) crabgrass**	lambsquarters	kochia	pigweed	purslane

**Postemergence with Emulsifiable Oil or Oil Concentrate in Water (at 2.4 pts./A)**

##### **Broadleaf Weeds Controlled**

annual morningglory	jimsonweed	mustards	ragweed	wild buckwheat
cocklebur	lambsquarters	pigweed	smartweed	velvetleaf**

\* Where there are state/local requirements regarding atrazine use (including lower maximum rates and/or greater setbacks) which are different from the label, the more restrictive/protective requirements must be followed. Certain states may have established rate limitations within specific geographical areas. Consult your state lead pesticide control agency for additional information. It is a violation of this label to deviate from state use regulations.

\*\* Partial control only

\*\*\* Partial control only on medium- and fine-textured soils.

#### **Corn**

**Preplant Surface-Applied (Broadleaf and grass control):** Use on medium- and fine-textured soil with minimum-tillage or no-tillage systems only in CO, IA, IL, IN, KS, KY, MN, MO, MT, ND, NE, SD, WI, and WY. Apply the recommended rate of Atrazine 4L shown in Table 1 up to 45 days prior to planting. On coarse-textured soils, do not apply more than 2 weeks prior to planting. If an unsatisfactory length of weed control results from adverse environmental conditions following early treatment, a follow-up application of an appropriately labeled herbicide may be used. If the follow-up treatment includes atrazine, do not exceed the labeled rate for corn indicated in Table 1.

If weeds are present at the time of treatment, apply in tank mix combination with a contact herbicide (for example, Gramoxone® Extra or Roundup®). Observe directions for use, precautions, and restrictions on the label of the contact herbicide.

**Note:** To the extent possible, do not move treated soil out of the row or move untreated soil to the surface during planting, or weed control will be diminished.

**Preplant Incorporated (Broadleaf and grass control):** Broadcast in spring after plowing at rate in Table 1. Apply to the soil and incorporate before, during, or after final seedbed preparation. Avoid deep incorporation. For best results, apply within 2 weeks prior to planting.

**Preemergence or At-Planting (Broadleaf and grass control):** Apply during or shortly after planting before weed emergence, at rate in Table 1.

**Postemergence (Broadleaf and grass control):** Apply before weeds exceed 1.5 inches in height and before corn exceeds 12 inches in height at rate in Table 1.

**Table 1: Broadleaf and Grass Weed Control in Corn\***  
**FOR ALL SOIL APPLICATIONS PRIOR TO CROP EMERGENCE**

##### **• On Highly Erodible Soils (as defined by SCS)**

If conservation tillage is practiced, leaving at least 30% of the soil covered with plant residues at planting, apply a maximum of 4 pts./A as a broadcast spray.

If the soil coverage with plant residue is less than 30% at planting, a maximum of 3.2 pts./A may be applied.

##### **• On Soils Not Highly Erodible**

Apply 4 pts./A as a broadcast spray.

##### **FOR POSTEMERGENCE APPLICATION**

If no atrazine was applied prior to corn emergence, apply a maximum of 4 pts./A broadcast. If a postemergence treatment is required following an earlier herbicide application, the total atrazine applied may not exceed 2.5 lbs. active ingredient (5 pts. of this product) per acre per calendar year.



9/15

\* **Broadleaf control (eastern CO, western KS, western NE, NM, OK panhandle, west TX, and eastern WY):** On sand, loamy sand, sandy loam, mild to strongly alkaline soil, and all recently leveled soil, apply no more than 2.4 pts./A, either preplant surface, preplant incorporated, or preemergence. On other soils in these areas, apply rate in Table 1 for broadleaf and grass control.

Where there are state/local requirements regarding atrazine use (including lower maximum rates and/or greater setbacks) which are different from the label, the more restrictive/protective requirements must be followed. Certain states may have established rate limitations within specific geographical areas. Consult your state lead pesticide control agency for additional information. It is a violation of this label to deviate from state use regulations.

**Postemergence with emulsifiable oil or oil concentrate in water:** Add the following volume of one of the type oils indicated for aerial or ground application unless the oil label specifies otherwise:

Type Oil	Ground Application	Aerial Application
Oil Concentrate (Crop or Petroleum-derived)	1 qt./A	1/2 - 1 qt./A
Petroleum-derived oil	1 gal./A	2 qts./A

Note: Crop-derived or petroleum-derived oil concentrates should contain at least 1%, but not more than 20%, suitable emulsifier or surfactant blend. Petroleum-derived oils should contain at least 1% suitable emulsifier.

**Broadleaf and grass control:** For postemergence control of those weeds listed under **Preplant Incorporated and Preemergence**, broadcast 4 pts./A plus emulsifiable oil or oil concentrate after weed emergence, but before weeds reach 1.5 inches in height and before corn exceeds 12 inches in height.

**Broadleaf control:** For postemergence control of those weeds listed under **Postemergence with emulsifiable oil or oil concentrate in water**, broadcast 2.4 pts./A plus emulsifiable oil or oil concentrate before pigweed and lambsquarters reach 6 inches in height and before all other weeds reach 4 inches in height. A cultivation may be necessary if all weeds are not controlled or if weeds regrow.

**Precautions:** For applications with emulsifiable oil or oil concentrate in water: (1) Inbred lines or any breeding stock may be severely injured by applications with emulsifiable oil or oil concentrate. (2) Adding other insecticides, herbicides, liquid fertilizers, or other materials is not recommended, because they may cause compatibility problems or crop injury. (3) Store and handle emulsifiable oil and oil concentrate carefully. Oil contaminated with even a small amount of water may not emulsify properly when added to the tank. To avoid crop injury. (4) Do not apply when crop is under stress from prolonged cold, wet weather, poor fertility, or other factors, or when crop is wet and succulent from recent rainfall. (5) Do not exceed 2.5 lbs. active ingredient (or 5 pts. of this product) per acre per calendar year. (6) Postemergence applications to corn must be made before corn exceeds 12 inches in height.

### Tank Mixtures for Corn

This product may be tank mixed with these herbicides for control of certain broadleaf and grass weeds in corn:

Dual® (metolachlor)	Lasso or Lasso EC + Roundup
Dual + Gramoxone Extra	Lasso or Lasso EC + Gramoxone Extra
Dual + Roundup (glyphosate)	Gramoxone Extra
Dual + Princep®	Princep
Dual + Princep + Gramoxone Extra	Princep + Gramoxone Extra
Dual + Princep + Roundup	Princep + Roundup
Bexton® or Ramrod® (propachlor)	Roundup
Lasso® or Lasso EC (alachlor)	Sutan +®

Use tank mix directions appearing on the labels of the above herbicides when tank mixing with this product. Observe all precautions and limitations on labeling of products used in a particular tank mix.

**NOTE:** When the labels of the above herbicides refer to Atrazine 80W, use equivalent rates of Atrazine 4L. One pound of 80W equals 1.6 pints of 4L.

**Princep 80W, Princep 4L, or Princep Caliber 90®**

In addition to the weeds listed under **Atrazine 4L Applied Alone – Corn or Grain Sorghum – Preplant Surface-Applied, Preplant Incorporated, or Preemergence**, this combination also controls crabgrass, fall panicum, and carpetweed.

Broadcast tank mix before planting, at planting, or after planting, but before crop and weeds emerge, at rates in Table 2. Use the 1:1 ratio for control of most weeds. Use the 1:2 ratio for expected heavy infestations of crabgrass and fall panicum. Cultivate shallowly if weeds develop.

**Preplant Surface-Applied:** Use on medium- and fine-textured soils with minimum-tillage or no-tillage systems only in CO, IA, IL, IN, KS, KY, MN, MO, MT, ND, NE, SD, WI, and WY. Apply the recommended rate of Atrazine 4L and Princep shown in Table 2 up to 45 days prior to planting. Refer to the Atrazine 4L alone section for information if weeds should develop following the early treatment. On coarse-textured soils, do not apply more than 2 weeks prior to planting. Refer to the Atrazine 4L Alone – Preplant Surface-Applied section of the corn label for additional details.

If weeds are present at time of treatment, apply in a tank mix combination with a contact herbicide (for example, Gramoxone Extra or Roundup). Observe directions for use, precautions, and restrictions on the label of the contact herbicide.

10/15

**Note:** To the extent possible, do not move treated soil out of the row or move untreated soil to the surface during planting, or weed control will be diminished.

**Preplant Incorporated:** Apply to the soil and incorporate in the spring before, during, or after final seedbed preparation. Avoid deep incorporation. For best results, apply within 2 weeks prior to planting.

**Preemergence:** Apply during or shortly after planting, but before crop and weeds emerge.

Refer to Corn sections of this label and to Princep 80W, Princep Caliber 90, or Princep 4L labels for further directions, limitations, and precautions.

**Table 2: Tank Mixtures with Princep on Corn**

Soil Texture	Broadcast Rate/A			
	1:1 Ratio*		1:2 Ratio**	
	This Product	Princep 80W <sup>†</sup>	This Product	Princep 80W <sup>†</sup>
Sand, loamy sand, sandy loam	2 pts.	1.25 lbs.	1.32 pts.	1.67 lbs.
Loam, silt loam, silt. clay loam, sandy clay loam, silty clay loam, sandy clay, or silty clay with low organic matter	2.4 pts.	1.5 lbs.	1.6 pts.	2 lbs.
Loam, silt loam, silt. clay loam, sandy clay loam, silty clay loam, sandy clay, or silty clay with medium to high organic matter, and clay (including dark prairie soils of the Corn Belt)	3 pts.	1.8 lbs.	1.92 pts.	2.4 lbs.

\* For control of most weeds.

\*\* For control of expected heavy infestations of crabgrass and fall panicum.

<sup>†</sup> When using Princep Caliber 90 or Princep 4L, use equivalent rates. One lb. of Princep 80W equals 0.9 lb. of Princep Caliber 90 or 1.6 pts. of Princep 4L.

**Princep 80W, Princep 4L, or Princep Caliber 90 plus Roundup:** Use as tank mixture for preemergence and postemergence control of certain broadleaf and grass weeds where corn will be planted directly into a cover crop, established sod, or in previous crop residues. Refer to Roundup label for all directions, weeds controlled, precautions, and limitations.

**Princep 80W, Princep 4L, or Princep Caliber 90 plus Gramoxone Extra:** Use as tank mixture with Princep and Gramoxone Extra to kill existing vegetation and for residual weed control where corn will be planted directly into a cover crop, established sod, or in previous crop residues. Add this product and Princep to water in spray tank, agitating until thoroughly mixed. Then add Gramoxone Extra and a nonionic surfactant, such as Aquagene 90. Continue agitation during application. Broadcast 2-4 pts. of this product plus 1.25-2.5 lbs. of Princep 80W (or 2-4 pts. of Princep 4L, or 1.1-2.2 lbs. of Princep Caliber 90) plus a suitable amount of Gramoxone Extra in 20-60 gals. of water per sprayed acre. Refer to the Gramoxone Extra label for the appropriate rates to utilize in this tank mixture. Apply before, during, or after planting, but before corn emerges. Add 0.5 pt. of a nonionic surfactant, such as Aquagene 90, per 100 gals. of spray mixture. Use the higher rate of Gramoxone Extra specified on the label if existing vegetation is 4-6 inches tall. This mixture will not control weeds taller than 6 inches.

Refer to further limitations and precautions on labels for this product, Princep, and Gramoxone Extra.

**Precautions:** For all applications to corn: (1) To avoid crop injury and illegal residues, do not apply more than 2.5 lbs./A active ingredient (5 pts./A of this product) per calendar year. (2) For best control of velvetleaf and cocklebur, the application rate cannot be less than 2 lbs./A active ingredient, either alone or in tank mix combinations. (3) Following harvest, plow (moldboard or disk-plow) and thoroughly till soil in fall or spring to minimize possible injury to spring-seeded rotational crops, regardless of rate used.

**Note for all applications to corn:** Do not graze or feed forage from treated areas for 21 days following application, or illegal residues may result.

### **Sorghum and Sorghum-sudan Hybrids (Grain and Forage Types)**

**Preplant Surface-Applied (Broadleaf and grass control):** Use on medium- and fine-textured soil with minimum-tillage or no-tillage systems only in CO, IA, IL, IN, KS, KY, MN, MO, MT, ND, NE, SD, WI, and WY. Apply the recommended rate of Atrazine 4L shown in Table 3 up to 45 days prior to planting. If an unsatisfactory length of weed control results from adverse environmental conditions following early treatment, a follow-up application of an appropriately labeled herbicide may be used. If the follow-up treatment includes atrazine, do not exceed the labeled rate for corn indicated in Table 1. Under dry conditions, irrigation after application is recommended to move Atrazine 4L into the soil.

If weeds are present at time of treatment, apply in a tank mix combination with a contact herbicide (for example, Gramoxone Extra or Roundup). Observe directions for use, precautions, and restrictions on the label of the contact herbicide.

**Note:** To the extent possible, do not move treated soil out of the row or move untreated soil to the surface during planting, or weed control will be diminished.

11/15

**Preplant Incorporated (Broadleaf and grass control):** Broadcast in spring after plowing at rate shown in Table 3. Apply before, during, or after final seedbed preparation. If soil is tilled or worked after application, avoid deep incorporation. For best results, apply within 2 weeks prior to planting.

**Preemergence (Broadleaf and grass control):** Apply during or shortly after planting, but prior to weed or crop emergence at rate shown in Table 3.

**Postemergence (Broadleaf and grass control):** Apply at rate shown in Table 3 before weeds exceed 1.5 inches in height and before sorghum exceeds 12 inches in height.

**Table 3: Broadleaf and Grass Weed Control in Sorghum<sup>1,2</sup>**

**FOR ALL SOIL APPLICATIONS PRIOR TO CROP EMERGENCE**

**- On Highly Erodible Soils (as defined by SCS)**

If conservation tillage is practiced, leaving at least 30% of the soil covered with plant residues at planting, apply a maximum of 4 pts./A as a broadcast spray.

If the soil coverage with plant residue is less than 30% at planting, a maximum of 3.2 pts./A may be applied.

**- On Soils Not Highly Erodible**

Apply 4 pts./A as a broadcast spray.

**FOR POSTEMERGENCE APPLICATION**

If no atrazine was applied prior to sorghum emergence, apply a maximum of 4 pts./A broadcast. If a postemergence treatment is required following an earlier herbicide application, the total atrazine applied may not exceed 2.5 lbs. active ingredient (5 pts. of this product) per acre per calendar year.

Do not apply preplant surface or preplant incorporated in AL, AR, FL, GA, LA, MS, NC, NM, OK, SC, TN, or TX. Do not apply preemergence in NM, OK, or TX, except in northeast OK and the TX Gulf Coast and Blacklands areas.

Where there are state/local requirements regarding atrazine use (including lower maximum rates and/or greater setbacks) which are different from the label, the more restrictive/protective requirements must be followed. Certain states may have established rate limitations within specific geographical areas. Consult your state lead pesticide control agency for additional information. It is a violation of this label to deviate from state use regulations.

In case of planting failure, sorghum or corn may be replanted. Do not make a second broadcast application, or injury may occur. If originally applied in a band and sorghum or corn is replanted in untreated row middles, this product may be applied in a band to the second planting provided the maximum application rate of 2.5 lbs. ai/A atrazine per calendar year is not exceeded.

**Preemergence broadleaf weed control in furrow irrigated bedded sorghum (AZ and CA only):** For preemergence control of many broadleaf weeds, broadcast 1.6-2.4 pts./A after bed preparation, during or after planting, but before sorghum and weeds emerge and before the first furrow irrigation. Follow with several regular irrigations, making sure to thoroughly wet all soil.

**Precautions for preemergence application to furrow irrigated bedded sorghum in AZ and CA:** To avoid possible sorghum injury, do not use on sand or loamy sand soil or on sorghum planted in furrows. Applications to sorghum growing on alkali soils or where cuts, fills, or erosion have exposed calcareous or alkali subsoils may cause crop injury. In case of crop failure, do not replant sorghum for 8 months following application. Corn may be planted immediately.

**Postemergence broadleaf weed control with emulsifiable oil or oil concentrate in water:** Broadcast 2.4 pts./A for control of many broadleaf weeds. Apply before pigweed and lambsquarters reach 6 inches in height and before all other weeds reach 4 inches in height. In CO, western KS, NM, OK, TX, and desert regions of AZ and CA, apply when sorghum is 6-12 inches in height. In all other areas, apply after sorghum reaches the 3-leaf stage, but before it exceeds 12 inches in height. Add 1 gal. of emulsifiable oil per acre for ground application and 0.5 gal./A for aerial application, or add 1 qt./A of oil concentrate for ground application. A cultivation may be necessary if all weeds are not controlled or if weeds regrow.

For the list of weeds controlled, see Atrazine 4L Applied Alone - Corn or Grain Sorghum - Postemergence with Emulsifiable Oil or Oil Concentrate in Water.

**Precautions for applications with emulsifiable oil or oil concentrate in water:** See "Precautions for applications with emulsifiable oil or oil concentrate in water" in Corn section.

**Postemergence broadleaf weed control with surfactant (CO, western KS, NM, OK, TX, and desert regions of AZ and CA only):** Broadcast 2.4 pts./A plus 0.75-1.5 pts. of surfactant after sorghum reaches 6 inches in height, but before weeds exceed 1.5 inches in height. Apply only on sandy loam and finer textured soil.

**Precautions:** For all applications to sorghum: (1) Heavy rain immediately following application tends to cause excessive concentrations of herbicide in seed furrow, resulting in possible crop injury. Do not apply to furrow-planted sorghum until furrows are leveled (plowed in). Level deep planter marks or seed furrows before application. (2) Application to sorghum growing under stress caused by minor element deficiency or to sorghum growing on highly calcareous soil may result in crop injury. (3) Following harvest, plow (moldboard or disk-plow) and thoroughly till soil in fall or spring to minimize possible injury to spring-seeded.

12/15

rotational crops, regardless of rate used. (4) Injury may occur if both this herbicide, preplant surface, preplant incorporated, or preemergence, and an at-planting systemic insecticide applied in-furrow are used. (5) Do not apply more than 2.5 lbs. active ingredient (5 pts. of this product) per acre per calendar year. (6) For all soil applications prior to crop emergence (except for preemergence use on bedded sorghum in AZ and CA), do not apply to coarse-textured soils, i.e., sand, loamy sand, sandy loam, or to medium- and fine-textured soils having less than 1% organic matter, or injury may occur. (7) For postemergence applications, do not apply to sand or loamy sand, or injury may occur.

Note: Do not graze or feed forage from treated areas for 21 days following application, or illegal residues may result.

#### **Tank Mixtures for Grain Sorghum**

Dual 8E: Use as tank mixture with Dual 8E for control of those weeds listed on the Dual 8E label, as well as on this label. Use this tank mixture only on sorghum seed treated with Concep®. Refer to the Dual 8E label for all directions, precautions, and limitations.

#### **Winter Weed Control in Texas**

For postemergence control of winter weeds only, such as henbit, seedling dock, and annual thistle on fall bedded land in the Gulf Coast and Blacklands of TX. Apply 0.8-1 qt./A postemergence to the weeds in November or December to land that will be planted to corn, grain sorghum, or forage sorghum the following spring. For best results, add a suitable surfactant, such as Aquagene 90, at the rate of 0.5% of the spray volume, an emulsifiable oil at the rate of 1.0% of the spray volume, or an oil concentrate at the rate of 1 qt./A.

Normal weed control programs may be used in the following corn, grain sorghum, or forage sorghum crop.

Note: Do not plant any crops except corn, grain sorghum, or forage sorghum the spring following this treatment, or illegal residues may result.

#### **Atrazine 4L Alone - Chemical Fallow**

**Wheat-Sorghum-Fallow:** To control annual broadleaf and grass weeds following wheat harvest and in the following sorghum crop when grown under minimum tillage, broadcast 6 pts./A to wheat stubble immediately following wheat harvest. If weeds are present at application, remove them with a sweep plow or other suitable implement after application, or use an approved contact herbicide before or after the application of Atrazine 4L. Plant sorghum into wheat stubble the following spring with minimum soil disturbance. Use a surface planter or a planter leaving a shallow furrow. If weeds are present at planting, remove them with a sweep plow or other suitable implement before planting.

For the list of weeds controlled, see Atrazine 4L Applied Alone - Corn or Grain Sorghum - Preplant Surface-Applied, Preplant Incorporated, or Preemergence.

Precautions: (1) Use only on silt loam or finer textured soil or crop injury may result. (2) Wheat-sorghum-fallow cropping sequence must be followed. (3) Do not apply following sorghum harvest.

Note: To avoid illegal residues, do not graze or feed forage from treated area to livestock. To avoid illegal residues and crop injury, do not plant any crop other than those on this label within 18 months following treatment.

**Wheat-Corn-Fallow (KS, NE):** This product controls cheatgrass (downy brome, chess), kochia, mustards, pigweed, Russian thistle, wild lettuce, wild sunflower, and volunteer wheat during period after wheat harvest. Weed control may extend into following corn crop grown under minimum tillage.

Follow directions for use, notes, and precautions in the Wheat-Sorghum-Fallow section above, substituting corn for references to sorghum.

**Wheat-Fallow-Wheat (CO, KS, ND, NE, SD, and WY):** For preemergence control of cheatgrass (downy brome, chess), common lambs-quarters, field pennycress, kochia, mustard, Russian thistle, wild lettuce, and suppression of volunteer wheat during fallow period of a wheat-fallow-wheat rotation, broadcast 1-2 pts./A on all soils except those listed under Precautions. For control of pigweed and wild sunflower, use the higher rate. Apply to stubble ground. Treat only once during same fallow period.


#### **Tank Mixtures for Chemical Fallow**

**Wheat-Sorghum-Fallow or Wheat-Corn-Fallow (KS, NE)**

**Gramoxone Extra:** If weeds are present at application, a tank mix with Gramoxone Extra may be used. Broadcast 6 pts. of Atrazine 4L plus a suitable amount of Gramoxone Extra in 20-60 gals. of water per acre by ground equipment. Add 0.5-1 pt. of a nonionic surfactant, such as Aquagene 90, per 100 gals. of spray mixture. Add Atrazine 4L to spray tank first and thoroughly mix with water. Then add Gramoxone Extra, followed by surfactant. Use the higher rate of Gramoxone Extra specified on the label if weeds are 4-6 inches tall. This mixture will not control weeds taller than 6 inches. Apply to stubble ground. Treat only once during same fallow period. Refer to Gramoxone Extra label for further directions, precautions, and limitations.

**Wheat-Fallow-Wheat (CO, KS, ND, NE, SD, and WY)**

**Gramoxone Extra:** If weeds are present at application, a tank mix with Gramoxone Extra may be used. Broadcast 1-2 pts. of Atrazine 4L plus a suitable amount of Gramoxone Extra in 20-60 gals. of water per acre by ground equipment. Add 0.5-1 pt. of a nonionic surfactant, such as Aquagene 90, per 100 gals. of spray mixture. Add Atrazine 4L to spray tank first and thoroughly mix with water. Then add Gramoxone Extra, followed by surfactant. Use the higher rate of Gramoxone Extra specified on the label if weeds are 4-6 inches tall. This mixture will not control weeds taller than 6 inches. Apply to stub-



13/15

ble ground. Treat only once during same fallow period. Refer to Gramoxone Extra label for further directions, precautions, and limitations.

If weeds are present at application and this product is used alone, use either an approved contact herbicide before or after treatment, or tillage after treatment.

Use tillage to control weeds which escape during fallow period. Till before planting. For this product applied alone or in tank mixture with Gramoxone Extra, plant at least 2 inches deep and 12 months or more after application.

**Precautions:** To avoid crop injury, (1) Do not use on sand soil. (2) Do not treat eroded hillsides, caliche and rocky outcroppings, or exposed calcareous subsoil. (3) Do not treat soils of the Rosebud and Canyon Series in western NE and adjoining counties in CO and WY. (4) Do not treat soils with calcareous surface layers. (5) Avoid spray overlap.

**Note:** Do not graze treated areas within 6 months after application, or illegal residues may result.

**Aerial application:** In order to assure that spray will be controllable within the target area when used according to label directions, make applications at a maximum height of 10 ft., using low drift nozzles at a maximum pressure of 40 psi, and restrict application to periods when wind speed does not exceed 10 mph. To assure that spray will not adversely affect adjacent sensitive nontarget plants, apply Atrazine 4L alone by aircraft at a minimum upwind distance of 400 ft. from sensitive plants.

### Roadsides

To control certain annual weeds in established perennial grasses along roadsides in CO, KS, MT, ND, NE, SD, and WY, including cheatgrass (downy brome, chess), common (annual) broomweed, little barley, medusahead, sagewort, and tumble mustard, broadcast 2 pts./A in a minimum of 10 gals. of water by ground equipment in the fall before ground freezes, or after thawing in the spring, but before the established grasses green-up and before weeds emerge. Examples of desirable established grasses include big bluestem, bluegrama, bromegrass, buffalograss, crested wheatgrass, indiangrass, little bluestem, side-oats grama, switchgrass, and western wheatgrass. Apply only once per year. Temporary discoloration or other form of injury to the desirable perennial grasses may occur following application.

**Notes:** To avoid illegal residues, (1) Do not cut or feed roadside grass hay. (2) Do not allow livestock to graze treated areas.

### Sugarcane

For control of many broadleaf and grass weeds, including amaranths, crabgrass, fireweed, Florida's paintbrush, foxtails, junglerice, and wiregrass, broadcast 4-8 pts./A of Atrazine 4L at time of planting or ratooning, but before sugarcane emerges. Broadcast aerially in a minimum of 5 gals. of spray per acre, or broadcast or band by ground equipment in a minimum of 20 gals./A, unless indicated otherwise. One additional application may be made over the sugarcane as it emerges, and 2 additional applications may be made interline after emergence as directed sprays. Repeat treatments, where needed, may be applied broadcast, band, or interline as suggested with the final application being prior to close-in. Do not exceed the rate of herbicide suggested for any one crop of sugarcane.

**Note:** Where high rates of Atrazine 4L are used alone, apply in a minimum of 1 qt. of water for each 1 qt. of Atrazine 4L applied per acre.

**Aerial application:** In order to assure that spray will be controllable within the target area when used according to label directions, make applications at a maximum height of 10 ft., using low drift nozzles at a maximum pressure of 40 psi, and restrict application to periods when wind speed does not exceed 10 mph. To assure that spray will not adversely affect adjacent sensitive nontarget plants, apply Atrazine 4L alone by aircraft at a minimum upwind distance of 400 ft. from sensitive plants.

#### Florida

For control of emerged pellitory weed: Apply 0.8-1.2 pts./A in at least 40 gals. of water as a directed spray by ground equipment prior to close-in. Add 4 qts. of surfactant for each 100 gals. of spray. Thoroughly cover weed foliage.

For control of alexandergrass, large crabgrass, pellitory (artillery) weed, and spiny amaranth, use one of the following methods at planting or ratooning:

1. Apply 8 pts./A preemergence. Follow with 1 or 2 applications, as needed, postemergence to sugarcane and weeds, at 4 pts./A. Treat before weeds exceed 1.5 inches in height.
2. Apply 1-3 times, as needed, at 4 pts./A postemergence to sugarcane and weeds. Treat before weeds exceed 1.5 inches in height.

#### Louisiana

For control of annual weeds during the summer fallow period, apply 4 pts./A to weed-free beds immediately after bed formation. Follow normal weed control program after planting.

**Precautions:** To avoid crop injury, (1) Do not apply more than 10 qts./A to any one crop of sugarcane. (2) If making 4 pts./A application during summer fallow period, do not exceed 8 qts./A during the remainder of the growing season, or illegal residues may result.

#### Texas

Use Atrazine 4L for control of barnyardgrass, pigweed, purslane, and sunflower, in plant or ratoon sugarcane.

Apply 8 pts./A of Atrazine 4L preemergence. Follow with 1 or 2 applications, as needed, at 6 pts./A post-emergence to sugarcane and weeds.

14/15

For best results when weeds are emerged, add a nonionic surfactant at a concentration of 2 qts./100 gals. to the spray and apply before weeds exceed 1.5 inches in height.

Precautions: (1) Injury to sugarcane may occur when under moisture stress, when soil is of low absorptive capacity, or when land is first cropped to sugarcane. (2) Do not apply after close-in. (3) Do not apply more than 20 pts./A to any one crop of sugarcane, or crop injury may result.

#### **Turfgrasses for Sod (Florida only)**

##### **St. Augustinegrass, Centipedegrass, and Zoysiagrass**

Broadcast 4-8 pts./A according to soil texture to control those weeds listed under Atrazine 4L Applied Alone - Corn or Grain Sorghum Preplant Surface-Applied, Preplant Incorporated, or Preemergence.

Muck or peat	8 pts.	Old beds: Within 2 days after lifting sod.
		New beds: 3-4 days after sprigging or plugging.
Sandy soil	4 pts.	Old beds: Within 2 days after lifting sod.
		New beds: 7-10 days after sprigging or plugging.

If weeds regrow, apply an additional 4 pts./A on muck or peat, or 2 pts./A on sandy soil.

Precautions: To avoid crop injury, (1) Do not apply within 30 days prior to cutting or lifting. (2) Do not apply in combination with surfactants or other spray additives. (3) Use only on turfgrass reasonably free of infestations of insects, nematodes, and diseases. (4) On newly sprigged turfgrass, temporary slowing of growth may follow application.

#### **Turfgrass for Fairways, Lawns, Sod Production\*, and Similar Areas**

\*In states other than FL. For use on turfgrass for sod in FL, see Turfgrasses for Sod (Florida only) section.

##### **Bermudagrass, Centipedegrass, St. Augustinegrass, and Zoysiagrass**

Apply Atrazine 4L after October 1 before emergence of winter annual weeds for control of annual bluegrass, burclover, carpet burweed, chickweed, corn speedwell, henbit, hop clover, and spurweed. Atrazine 4L will control annual bluegrass even if it is emerged at time of treatment. For control of summer annual weeds listed in the preemergence section of the Atrazine 4L Applied Alone - Corn or Grain Sorghum section of this label, also apply Atrazine 4L in late winter before the weeds emerge. Apply in a minimum of 15 gals. of water per acre or 1 gal. per 1,000 sq. ft.

Where annual bluegrass is the major weed, use 1 qt./A (22 ml or 0.75 fl. oz. per 1,000 sq. ft.). Use 2 qts./A (44 ml or 1.5 fl. oz. per 1,000 sq. ft.) for control of the other weeds named above. Do not exceed 1 qt./A per treatment on newly sprigged turfgrass or on hybrid bermudagrass such as Tiflawn, Tifway, and Ormond.

For continued summer annual weed control, apply another 1 qt./A at least 30 days after the previous application, but not after April 15. However, do not make more than 2 applications of this product per year.

Precautions: On newly sprigged turfgrass and hybrid bermudagrass, temporary slowing of growth and yellowing may occur following application. To avoid turf injury, (1) Use only on turfgrass reasonably free of infestations of insects, nematodes, and diseases. (2) Do not use on golf greens. (3) Do not use north of NC (except may be used in VA Coastal Plains) or west of the high rainfall areas of eastern OK and eastern TX. (4) Do not use on muck or alkaline soils. (5) Do not apply over the rooting area of trees or ornamentals not listed on this label. (6) Do not overseed with desirable turfgrass within 4 months before or 6 months after treatment. (7) Do not apply this product to newly seeded bermudagrass until it has overwintered and has a well-developed rhizome system. Do not exceed 2 qts. product per acre within 12 months of seeding bermudagrass.

Note: Do not graze or feed turf clippings to animals, or illegal residues may result.


#### **Macadamia Nuts**

For preemergence control of many broadleaf and grass weeds, including crabgrass, foxtail, wiregrass, Flora's paintbrush, spanishneedles, and fireweed, broadcast 4-8 pts./A before harvest and before weeds emerge. Repeat as necessary. Do not spray when nuts are on ground during harvest period. Do not apply by air.

#### **Guava**

Use only on established plantings which are at least 18 months old. Apply as a directed spray at 4-8 pts./A of Atrazine 4L in 20-50 gals. of spray mix preemergence or early postemergence to weeds. When applying postemergence, the use of a surfactant and greater spray volume (80-100 gals. of spray mix per acre) may enhance weed control. This product controls many annual broadleaf and grass weeds, including fireweed, purslane, scarlet pimpernel, spanishneedles, and sowthistle.

Notes: To avoid illegal residues (1) Do not allow spray to contact foliage or fruit. (2) Do not apply more frequently than at 4 month intervals. (3) Do not apply more than 16 pts. of Atrazine 4L per year.



15/15

## Conifers

For control of annual broadleaf and grass weeds prior to transplanting, after transplanting, or in established conifers (including Douglas fir, grand fir, noble fir, white fir, Austrian pine, bishop pine, Jeffrey pine, knobcone pine, loblolly pine, lodgepole pine (shore pine), monterey pine, ponderosa pine, Scotch pine, slash pine, blue spruce, and Sitka spruce): Broadcast 4-8 pts. in a minimum of 5 gals. of water per acre by air or 10 gals. by ground before weeds are 1.5 inches tall. Apply to established trees between fall and early spring while trees are dormant. For new transplants, apply during or soon after transplanting. For applications prior to transplanting, allow sufficient precipitation to activate Atrazine 4L before transplanting. In areas where spring and summer rainfall is inadequate to activate Atrazine 4L, apply during fall prior to spring transplanting.

For the list of weeds controlled, see Atrazine 4L Applied Alone - Corn or Grain Sorghum - Preplant Surface-Applied, Preplant Incorporated, or Pre-emergence.

**Quackgrass control:** Broadcast 8 pts. in a minimum of 5 gals. of water per acre by air or 10 gals. by ground between fall and early spring while trees are dormant and before quackgrass is more than 1.5 inches tall.

**Precautions:** (1) In areas west of the Rocky Mountains (except the Great Basin), grazing may begin 7 months after a fall application or 3 months after a winter or spring application. (2) To prevent illegal residues, do not graze treated areas of the Great Basin, or areas east of the Rocky Mountains. (3) Temporary injury to trees may occur following use of Atrazine 4L on coarse-textured soil. (4) To avoid crop injury, do not apply to seedbeds. (5) Also apply only once per year.

**Aerial application:** In order to assure that spray will be controllable within the target area when used according to label directions, make applications at a maximum height of 10 ft. above vegetation, using low drift nozzles at a maximum pressure of 40 psi, and restrict application to periods when wind speed does not exceed 10 mph. To assure that spray will not adversely affect adjacent sensitive nontarget plants, apply Atrazine 4L by aircraft at a minimum upwind distance of 400 ft. from sensitive plants.

## STORAGE AND DISPOSAL

### STORAGE:

Ground water contamination may be reduced by diking and flooring of permanent liquid bulk storage sites with an impermeable material.

### PESTICIDE DISPOSAL:

Do not contaminate water, food, or feed by storage or disposal, or cleaning of equipment. Open dumping is prohibited. Wastes resulting from the use of this product are acutely toxic. Improper disposal of unused pesticide, spray mixture, or rinsate is a violation of Federal law. Pesticide, spray mixture, or rinsate that cannot be used according to label instructions must be disposed of according to Federal, State, or local procedures. For guidance in proper disposal methods, contact your State Pesticide or Environmental Control Agency, or the Hazardous Waste representative at the nearest EPA Regional Office.

### CONTAINER DISPOSAL:

Triple rinse (or equivalent) and offer for recycling or reconditioning, or puncture and dispose of in a sanitary landfill, or by incineration, or by open burning, if allowed by state and local authorities. If burned, keep out of smoke.

For minor spills, leaks, etc., follow all precautions indicated on this label and clean up immediately. Take special care to avoid contamination of equipment and facilities during cleanup procedures and disposal of wastes. In the event of a major spill, fire, or other emergency, call 1-800-424-9300, day or night.

## WARRANTY AND LIMITATION OF DAMAGES

Seller warrants that this material conforms to its chemical description and is reasonably fit for the purposes stated on the label when used in accordance with directions under normal conditions of use and Buyer assumes the risk of any use contrary to such directions. Seller makes no other express or implied warranty, including any other express or implied warranty of Fitness or of Merchantability, and no agent of Seller is authorized to do so except in writing with a specific reference to this warranty. In no event shall Seller's liability for any breach of warranty exceed the purchase price of the material as to which a claim is made.

Caliber 90®, Concep®, Dual®, and Princep® trademarks of CIBA-GEIGY Corporation.

Bexton® trademark of DowElanco.

Gramoxone® and Sutan® trademarks of ICI Americas.

Lasso®, Ramrod® and Roundup® trademarks of Monsanto Company.

