

UNICO

Lo-V Brush Killer B

Contains Low-Volatile Esters of Silvex and 2,4-D Acid

ACCEPTED
1386-528
MAR 7 - 1968
UNDER THE FEDERAL INSECTICIDE
FUNGICIDE AND RODENTICIDE ACT
FOR ECONOMIC POISON REGISTER-
ED UNDER NO. SUBJECT
TO ATTACHED COMMENTS.

INGREDIENTS

ACTIVE INGREDIENTS:

Isooctyl ester of silvex [2-(2,4,5-trichloro-
phenoxy)propionic acid]* 32.6%

Isooctyl ester of 2,4-dichlorophenoxyacetic
acid** 33.7%

~~INERT INGREDIENTS.~~ 33.7%

Total 100.0%

*Equivalent to 23.05% 2-(2,4,5-trichlorophenoxy)propionic acid

**Equivalent to 22.3% 2,4-dichlorophenoxyacetic acid

CONTAINS 2 POUNDS SILVEX AND 2 POUNDS 2,4-D ACID EQUIVALENT PER GALLON

CAUTION (18-point type)

Keep Out of Reach of Children (12-point type)

See Remainder of CAUTION Statement on Back Panel

USDA Reg. No. 1386-

Net Volume 1 U.S. Gallon Liquid

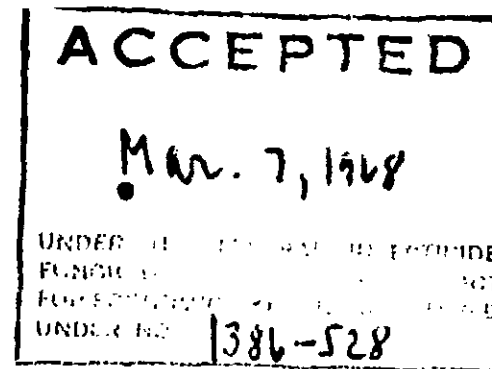
Product 129

Manufactured By

UNITED CO-OPERATIVES, INC.
Alliance, Ohio

UNICO Lo-V Brush Killer B

DIRECTIONS FOR USE



This product is intended only for control of brush and deciduous woody plants in non-cropped areas, such as fence rows, hedge rows, drainage ditch banks, roadsides, rights-of-way, stump lands, and around exterior of farm buildings where such growth is not wanted. It should not be used for weed control in growing crops. Brush and other woody plants are usually controlled most successfully through a program consisting of an initial treatment followed by additional annual clean-up treatments for 2 to 3 years.

Comment

TQ MIX -- This product will emulsify in water or will mix readily with kerosene, fuel oil, or diesel oil, and it may be used with a water and oil mixture. For mixing, fill spray tank about one-quarter full with water or oil, add necessary amount of this brush killer, and then finish filling tank with water. Stir or agitate thoroughly to obtain a good mixture. Continue agitation while spraying.

FOLIAGE TREATMENT -- Foliage or leaf stem sprays should be used during the growing season when the undesirable brush and woody plants, 6 to 8 feet tall, are actively growing and their foliage is well-developed.

For power-operated high volume sprayers, use 3 to 4 quarts with 100 gallons of water, and apply spray to wet thoroughly the brush on 1 acre. A higher volume than 100 gallons per acre may be necessary where brush growth is dense. Brush over 8 feet tall should be cut before treatment.

For knapsack hand sprayer use 2 to 3 tablespoonfuls per gallon of water. Thoroughly wet all foliage. Generally, 1 gallon of spray will cover low-growing brush (not over 6 ft. tall) on about 400 to 500 square feet of area.

Effective results from foliage treatments are obtained only when soil moisture and temperature conditions are favorable for plant growth. Foliage treatment sprays should not be applied during, or shortly after, long periods without rain, or in the early fall after the leaves have lost their healthy green color. Kill of brush may not be evident for several weeks. It is preferable not to cut treated brush for at least 8 weeks after treatment. Hard to kill species may require retreatment during the second and third seasons following initial treatment.

BASAL BARK TREATMENT -- This treatment may be used any time of the year, and is especially useful during the winter season when other work is not pressing. Use 10 tablespoonfuls in 1 gallon of fuel oil or kerosene (1 pint in 3 gallons; 1 gallon in 25 gallons), and apply this mixture to the basal parts of woody plants, or to tree trunks of less than 6 inches in diameter, from the ground line up to a height of about 3 feet, thoroughly wetting all parts of the bark in this area. Usually, a delayed response to this treatment may be expected. It is preferable not to cut treated brush or trees for 1 year following bark treatment. Repeat treatment if regrowth occurs in the second year or third year.

STUMP TREATMENT -- To control regrowth of sprouts from ~~cut stems~~, ~~stubs~~, and ~~stumps~~, use 10 tablespoonfuls (5 fl. oz) in 1 gallon of fuel oil or kerosene (1 pint in 3 gallons, 1 gallon in 25 gallons), and apply this mixture after noticeable regrowth has appeared, to wet thoroughly all new foliage and the sides and top surfaces of the stumps. Direct the spray also to the outside edges of the stumps and on exposed roots, until slight run-off to the ground line is noticed. Repeat treatment if growth continues to appear.

SUSCEPTIBLE BRUSH -- The following brush and woody plants are among those susceptible to control with UNICO Lo-V Brush Killer

ACCEPTED
 MAR 7, 1968
 1386-528

Blackberry
Brambles
Elderberry
Ground ivy

Locust
Maple
Oak
Poison ivy

Poplar
Sassafras
Sumac
Sweet gum

Wild plum
Wild rose
Willow

Do not use for control of ash.

LIMITATIONS -- Do not forage or graze treated areas within 14 days after treatment. Do not feed treated foliage to livestock.


CLEANING SPRAY EQUIPMENT -- It is almost impossible to remove residues of 2,4-D and silvex from sprayers and application equipment, particularly from non-metallic parts (wood, rubber, fibre), and it is advisable NOT to use the same equipment for applying other materials to plants or crops. However, if metal equipment only which was used for applying this brush killer must be used also for other purposes, it first should be cleaned, as follows:

1. Immediately after use, flush equipment thoroughly with water.
2. Rinse sprayer and all parts twice with kerosene.
3. Fill tank with water, and mix thoroughly with either (a) 1 quart household ammonia per 25 gallons of water (3 tablespoonfuls per gallon), or (b) 2 pounds soda ash per 100 gallons of water (2 teaspoonfuls per gallon).
4. Spray small amount of solution through hose and nozzles, and leave remainder in tank, pump, hose and attachments for 13 to 24 hours.
5. Then drain and rinse several times, spraying considerable quantities through nozzle each time.

This cleaning procedure may not render the equipment safe for sensitive plants, such as alfalfa, beans, and tomatoes, and use of such cleaned equipment on sensitive plants and crops is entirely at user's own risk.

CAUTION

HARMFUL IF SWALLOWED. AVOID CONTACT WITH EYES, SKIN, OR CLOTHING.
DO NOT STORE WITH OR NEAR FERTILIZERS, SEEDS, INSECTICIDES, OR FUNGICIDES.



Cornwall

Do not use, pour, spill or store near heat or open flame.

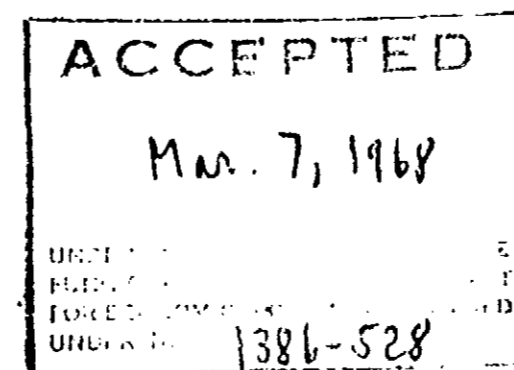
Considerable caution must be exercised in using this brush killer to avoid injury to crops and desirable plants. Do not apply directly to vegetables, flowers, grapes, fruit trees, ornamentals, cotton, or other desirable plants which are sensitive to 2,4-D or silvex, and do not permit spray mist to drift onto them since even minute quantities may cause severe injury. Coarse sprays are less likely to drift. High temperature may produce vapors from this product after application, which may injure susceptible plants in the immediate vicinity. Do not apply excessive quantities to the extent of producing puddles of solution in the areas treated. Excessive amounts of 2,4-D or silvex in the soil may temporarily inhibit seed germination or plant growth. Do not contaminate domestic or irrigating water supplies.

This product is poisonous to fish. Keep out of any body of water. Apply only in the manner and for the purposes stated in this label. Do not apply when weather conditions favor drift of spray from area treated. Do not use where runoff may occur as a result of heavy rain. Clean application equipment and dispose of rinse solutions, wastes, and unused chemical in a pit on non-crop land located well away from water supplies.

DESTROY EMPTY CONTAINERS. Do not reuse this container for any purpose. If container is glass, break empty container into a previously prepared pit on non-crop land in an isolated area, and bury fragments deeply. If container is metal, punch holes in top and bottom, crush empty container under wheels of heavy vehicle or with an axe, and bury crushed container deeply in a pit on non-crop land located well away from water supplies. Do not burn empty container.

NOTICE

Use only for the purpose and in compliance with the limitations, cautions or warnings stated on this label.



UNICO

Lo-V Brush Killer B

Contains Low-Volatile Esters of Silvex and 2,4-D Acid

ACCEPTED
1386-528
MAR 7 - 1968
UNDER THE FEDERAL INSECTICIDE,
FUNGICIDE AND RODENTICIDE ACT
FOR ECONOMIC POISON REGISTERED
ED UNDER NO. SUBJECT
TO ATTACHED COMMENTS.

INGREDIENTS

ACTIVE INGREDIENTS:

Isooctyl ester of silvex [2-(2,4,5-trichloro-
phenoxy)propionic acid]* 32.6%

Isooctyl ester of 2,4-dichlorophenoxyacetic
acid** 33.7%

INERT INGREDIENTS. 33.7%

Total 100.0%

*Equivalent to 23.05% 2-(2,4,5-trichlorophenoxy)propionic acid

**Equivalent to 22.3% 2,4-dichlorophenoxyacetic acid

CONTAINS 2 POUNDS SILVEX AND 2 POUNDS 2,4-D ACID EQUIVALENT PER GALLON

CAUTION

(18-point type)

Keep Out of Reach of Children

(12-point type)

See Remainder of CAUTION Statement on Back Panel

USDA Reg. No. 1386-

Net Volume

1 U.S. Gallon Liquid

Product 129

Manufactured By

UNITED CO-OPERATIVES, INC.
Alliance, Ohio

JNICO Lo-V Brush Killer B

DIRECTIONS FOR USE

ACCEPTED

Mar. 7, 1968

1386-528

This product is intended only for control of brush and deciduous woody plants in non-cropped areas, such as fence rows, hedge rows, drainage ditch banks, roadsides, rights-of-way, stump lands, and around exterior of farm buildings where such growth is not wanted. It should not be used for weed control in growing crops. Brush and other woody plants are usually controlled most successfully through a program consisting of an initial treatment followed by additional annual clean-up treatments for 2 to 3 years. *Comment*

TO MIX -- This product will emulsify in water or will mix readily with kerosene, fuel oil, or diesel oil, and it may be used with a water and oil mixture. For mixing, fill spray tank about one-quarter full with water or oil, add necessary amount of this brush killer, and then finish filling tank with water. Stir or agitate thoroughly to obtain a good mixture. Continue agitation while spraying.

FOLIAGE TREATMENT -- Foliage or leaf stem sprays should be used during the growing season when the undesirable brush and woody plants, 6 to 8 feet tall, are actively growing and their foliage is well-developed.

For power-operated high volume sprayers, use 3 to 4 quarts with 100 gallons of water, and apply spray to wet thoroughly the brush on 1 acre. A higher volume than 100 gallons per acre may be necessary where brush growth is dense. Brush over 8 feet tall should be cut before treatment.

For knapsack hand sprayer use 2 to 3 tablespoonfuls per gallon of water. Thoroughly wet all foliage. Generally, 1 gallon of spray will cover low-growing brush (not over 6 ft. tall) on about 400 to 500 square feet of area.

Effective results from foliage treatments are obtained only when soil moisture and temperature conditions are favorable for plant growth. Foliage treatment sprays should not be applied during, or shortly after, long periods without rain, or in the early fall after the leaves have lost their healthy green color. Kill of brush may not be evident for several weeks. It is preferable not to cut treated brush for at least 8 weeks after treatment. Hard to kill species may require retreatment during the second and third seasons following initial treatment.

BASAL BARK TREATMENT -- This treatment may be used any time of the year, and is especially useful during the winter season when other work is not pressing. Use 10 tablespoonful in 1 gallon of fuel oil or kerosene (1 pint in 3 gallons; 1 gallon in 25 gallons), and apply this mixture to the basal parts of woody plants, or to tree trunks of less than 6 inches in diameter, from the ground line up to a height of about 3 feet, thoroughly wetting all parts of the bark in this area. Usually, a delayed response to this treatment may be expected. It is preferable not to cut treated brush or trees for 1 year following bark treatment. Repeat treatment if regrowth occurs in the second year or third year.

STUMP TREATMENT -- To control regrowth of sprouts from ~~cut stems,~~ ^{Red} ~~stubs,~~ ^{Red} and ~~stumps,~~ use 10 tablespoonfuls (5 fl. oz) in 1 gallon of fuel oil or kerosene (1 pint in 3 gallons, 1 gallon in 25 gallons), and apply this mixture after noticeable regrowth has appeared, to wet thoroughly all new foliage and the sides and top surfaces of the stumps. Direct the spray also to the outside edges of the stumps and on exposed roots, until slight run-off to the ground line is noticed. Repeat treatment if growth continues to appear.

SUSCEPTIBLE BRUSH -- The following brush and woody plants are among those susceptible to control with UNICO Lo-V Brush Killer.

ACCEPTED
Mar 7, 1968
UNICO FERTILIZER CORPORATION 1386-528

Alder	Honeysuckle	Poison oak	Wild cherry
Blackberry	Locust	Poplar	Wild plum
Brambles	Maple	Sassafras	Wild rose
Elderberry	Oak	Sumac	Willow
Ground ivy	Poison ivy	Sweet gum	

Do not use for control of ash.

LIMITATIONS -- Do not forage or graze treated areas within 14 days after treatment. Do not feed treated foliage to livestock.


CLEANING SPRAY EQUIPMENT -- It is almost impossible to remove residues of 2,4-D and silvex from sprayers and application equipment, particularly from non-metallic parts (wood, rubber, fibre), and it is advisable NOT to use the same equipment for applying other materials to plants or crops. However, if metal equipment only which was used for applying this brush killer must be used also for other purposes, it first should be cleaned, as follows:

1. Immediately after use, flush equipment thoroughly with water.
2. Rinse sprayer and all parts twice with kerosene.
3. Fill tank with water, and mix thoroughly with either (a) 1 quart household ammonia per 25 gallons of water (3 tablespoonfuls per gallon), or (b) 2 pounds soda ash per 100 gallons of water (2 teaspoonfuls per gallon).
4. Spray small amount of solution through hose and nozzles, and leave remainder in tank, pump, hose and attachments for 18 to 24 hours.
5. Then drain and rinse several times, spraying considerable quantities through nozzle each time.

This cleaning procedure may not render the equipment safe for sensitive plants, such as alfalfa, beans, and tomatoes, and use of such cleaned equipment on sensitive plants and crops is entirely at user's own risk.

CAUTION

HARMFUL IF SWALLOWED. AVOID CONTACT WITH EYES, SKIN, OR CLOTHING.
DO NOT STORE WITH OR NEAR FERTILIZERS, SEEDS, INSECTICIDES, OR FUNGICIDES.



Cerund

Do not use, pour, spill or store near heat or open flame.

Considerable caution must be exercised in using this brush killer to avoid injury to crops and desirable plants. Do not apply directly to vegetables, flowers, grapes, fruit trees, ornamentals, cotton, or other desirable plants which are sensitive to 2,4-D or silvex, and do not permit spray mist to drift onto them since even minute quantities may cause severe injury. Coarse sprays are less likely to drift. High temperature may produce vapors from this product after application, which may injure susceptible plants in the immediate vicinity. Do not apply excessive quantities to the extent of producing puddles of solution in the areas treated. Excessive amounts of 2,4-D or silvex in the soil may temporarily inhibit seed germination or plant growth. Do not contaminate domestic or irrigating water supplies.

This product is poisonous to fish. Keep out of any body of water. Apply only in the manner and for the purposes stated in this label. Do not apply when weather conditions favor drift of spray from area treated. Do not use where runoff may occur as a result of heavy rain. Clean application equipment and dispose of rinse solutions, wastes, and unused chemical in a pit on non-crop land located well away from water supplies.

DESTROY EMPTY CONTAINERS. Do not reuse this container for any purpose. If container is glass, break empty container into a previously prepared pit on non-crop land in an isolated area, and bury fragments deeply. If container is metal, punch holes in top and bottom, crush empty container under wheels of heavy vehicle or with an axe, and bury crushed container deeply in a pit on non-crop land located well away from water supplies. Do not burn empty container.

NOTICE

Use only for the purpose and in compliance with the limitations, cautions or warnings stated on this label.

ACCEPTED	
Mar. 7, 1968	
UNDER	NO. 1386-528
FILED	
FOR	
RECORDS	
UNDER NO.	

6

[Handwritten signature]