

1381-241

10/20/2009

1 of 64



U.S. ENVIRONMENTAL PROTECTION AGENCY

Office of Pesticide Programs
Registration Division (7505P)
1200 Pennsylvania Ave., N.W.
Washington, D.C. 20460

NOTICE OF PESTICIDE:

Registration
 Reregistration

(under FIFRA, as amended)

EPA Reg. Number:

1381-241

Date of Issuance:

10-20-09

Term of Issuance:

Conditional

Name of Pesticide Product:

Cornerstone Plus 5

Name and Address of Registrant (include ZIP Code):

Winfield Solutions, LLC
P.O. Box 64589
St. Paul, MN 55164-0589

Note: Changes in labeling differing in substance from that accepted in connection with this registration must be submitted to and accepted by the Registration Division prior to use of the label in commerce. In any correspondence on this product always refer to the above EPA registration number.

On the basis of information furnished by the registrant, the above named pesticide is hereby registered/reregistered under the Federal Insecticide, Fungicide and Rodenticide Act.

Registration is in no way to be construed as an endorsement or recommendation of this product by the Agency. In order to protect health and the environment, the Administrator, on his motion, may at any time suspend or cancel the registration of a pesticide in accordance with the Act. The acceptance of any name in connection with the registration of a product under this Act is not to be construed as giving the registrant a right to exclusive use of the name or to its use if it has been covered by others.

This product is conditionally registered in accordance with FIFRA provided you agree in writing to:

1. Submit the following outstanding product chemistry data requirement: one year storage stability and corrosion characteristics study, within one year from the date of this letter.

Signature of Approving Official:

James Tompkins, Product Manager (25)
Herbicide Branch, Registration Division (7505P)

Date:

10-20-09

2. On page 2, add “exists” after “washables”.
3. On page 9, change “the applicator should be familiar” to “the applicator must be familiar”. Application section, change “Applications should not be” to “Applications must be”. On page 10, Wind section, change “Application should be avoided” to “Application must be avoided”. Temperature Inversion, change “Applications should not occur” to “Applications must not occur”. Sensitive Areas, change “The pesticide should only be” to “The pesticide must only be”.
4. On page 11 and throughout the label, change “recommended rate” to “specified rate”. Throughout the label remove “General” from “General Information”.
5. To page 18, change “Apply 2.25 pints” to “Apply 1.25 pints” in the Red Rice section.
6. To page 21, Aid to Tillage section, change “9 ounces” to “6 ounces”.
7. To page 49, change “for control of downy brome in no till systems, use 18 oz.” to “... use 12 oz”. To Annual weeds, change “1.5 to 3 pints” to “1.5-2.25 pints” and delete “3 pts. Greater than 12 inches”.

You will submit one copy of your final printed labeling before you release the product for shipment. If these conditions are not complied with, the registration will be subject to cancellation in accordance with FIFRA section 6(e). A stamped copy of labeling is enclosed for your records. If you have any questions please contact Erik Kraft at 703-308-9358 or Kraft.Erik@epa.gov.

30664

AgriSOLUTIONS™

Cornerstone® Plus 5

GROUP	9	HERBICIDE
-------	---	-----------

AVOID HERBICIDE CONTACT WITH FOLIAGE, GREEN STEMS, EXPOSED NON-WOODY ROOTS OR FRUIT OF CROPS, DESIRABLE PLANTS AND TREES BECAUSE SEVERE INJURY OR DESTRUCTION MAY RESULT.

Read the entire label before using this product. Use only according to label instructions. Read "CONDITIONS OF SALE AND WARRANTY" before buying or using. If terms are not acceptable, return product at once unopened.

ACTIVE INGREDIENT:

*Glyphosate, N-(phosphonomethyl) glycine, in the form of its isopropylamine salt 53.8%

OTHER INGREDIENTS: 46.2%

TOTAL 100.0%

* Contains 660 grams per liter or 5.5 pounds per U.S. gallon of the active ingredient glyphosate, in the form of its isopropylamine salt. Equivalent to 480 grams per liter or 4 pounds per U.S. gallon of the acid, glyphosate.

KEEP OUT OF REACH OF CHILDREN

CAUTION

FIRST AID	
IF IN EYES:	<ul style="list-style-type: none"> Hold eye open and rinse slowly and gently with water for 15-20 minutes. Remove contact lenses, if present, after the first 5 minutes, then continue rinsing. Call a poison control center or doctor for treatment advice.
HOT LINE NUMBER	
Have the product container or label with you when calling a poison control center or doctor, or going for treatment. You may also contact 1-877-424-7452 for emergency medical treatment information.	

SEE BOOKLET FOR ADDITIONAL PRECAUTIONARY STATEMENTS AND USE DIRECTIONS

EPA Reg. No. 1381-241
 Distributed By:
 Winfield Solutions, LLC
 P.O. Box 64589
 St. Paul, MN 55164-0589

ACCEPTED
with COMMENTS
In EPA Letter Dated:

~~1381-241~~ / 10-20-09

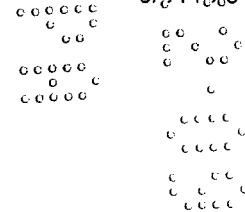
Under the Federal Insecticide, Fungicide, and Rodenticide Act as amended, for the pesticide registered under EPA Reg. No

1381-241

EPA Est. No. 70989-MO-1
 EPA Est. No. 70989-IA-1

(First Letter in Lot No. indicates Est. No.)
 NET CONTENTS: 2.5 Gals. (9.46 Liters)

LOT NO. 0914319



PRECAUTIONARY STATEMENTS
Hazards to Humans and Domestic
CAUTION

Causes moderate eye irritation. Do not get in eyes, on skin, or on clothing. Wash thoroughly with soap and water after handling. Remove contaminated clothing and wash clothing before re-use.

DOMESTIC ANIMALS: This product is considered to be relatively non-toxic to dogs and other domestic animals; however, ingestion of this product or large amounts of freshly sprayed vegetation may result in temporary gastrointestinal irritation (vomiting, diarrhea, colic, etc.). If such symptoms are observed, provide the animal with plenty of fluids to prevent dehydration. Call a veterinarian if symptoms persist for more than 24 hours.

PERSONAL PROTECTIVE EQUIPMENT: (PPE)

Applicators and other handlers must wear long-sleeved shirt and long pants, and shoes plus socks. Follow manufacturer's instructions for cleaning / maintaining PPE. If no such instructions for washables, use detergent and hot water. Keep and wash PPE separately from other laundry.

Discard clothing and other absorbent materials that have been drenched or heavily contaminated with this product's concentrate. Do not reuse them.

Engineering controls statement: When handlers use closed system, enclosed cabs or aircraft in a manner that meets the requirements listed in the Worker Protection Standard (WPS) for agricultural pesticides [40 CFR 170.240 (d) (4-6)], the handler PPE requirements may be reduced or modified as specified in the WPS.

User Safety Recommendations:

Users should:

- Wash hands before eating, drinking, chewing gum, using tobacco, or using the toilet.
- Remove clothing immediately if contaminated. Wash thoroughly and put on clean clothing.

ENVIRONMENTAL HAZARDS

Do not apply directly to water, to areas where surface water is present or to intertidal areas below the mean high water mark. Do not contaminate water when cleaning equipment or disposing of equipment washwaters.

PHYSICAL OR CHEMICAL HAZARDS

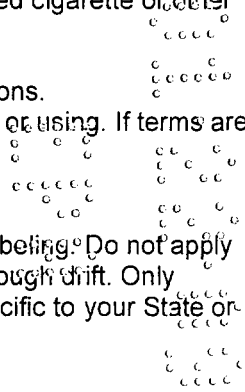
Spray solutions of this product should be mixed, stored and applied using only stainless steel, aluminum, fiberglass, plastic or plastic-lined steel containers.

DO NOT MIX, STORE OR APPLY THIS PRODUCT OR SPRAY SOLUTIONS OF THIS PRODUCT IN GALVANIZED STEEL OR UNLINED STEEL (EXCEPT STAINLESS STEEL) CONTAINERS OR SPRAY TANKS. This product or spray solutions of this product react with such containers and tanks to produce hydrogen gas which may form a highly combustible gas mixture. This gas mixture could flash or explode causing serious personal injury, if ignited by open flame, spark, welder's torch, lighted cigarette or other ignition source.

Read the entire label before using this product. Use only according to label instructions. Read "WARRANTY DISCLAIMER" and "LIMITATION OF LIABILITY" before buying or using. If terms are not acceptable, return product at once unopened.

DIRECTIONS FOR USE

It is a violation of Federal law to use this product in a manner inconsistent with its labeling. Do not apply this product in a way that will contact workers or other persons, either directly or through drift. Only protected handlers may be in the area during application. For any requirements specific to your State or



Tribe, consult the agency responsible for pesticide regulations.

AGRICULTURAL USE REQUIREMENTS

Use this product only in accordance with its labeling and the Worker Protection Standard, 40 CFR Part 170. This Standard contains requirements for the protection of agricultural workers on farms, forests, nurseries, and greenhouses, and handlers of agricultural pesticides. It contains requirements for training, decontamination, notification, and emergency assistance. It also contains specific instructions and exceptions pertaining to the statements on this label about personal protective equipment (PPE) and restricted entry interval. The requirements in this box only apply to uses of this product that are covered by the Worker Protection Standard.


Do not enter or allow worker entry into treated areas during the restricted entry interval (REI) of 4 hours.

PPE required for early entry to treated areas that is permitted under the Worker Protection Standard and that involves contact with anything that has been treated, such as plants, soil or water, is: coveralls, chemical resistant gloves such as butyl rubber, natural rubber, neoprene rubber, or nitrile rubber \geq 14 mils, and shoes plus socks.

NON-AGRICULTURAL USE REQUIREMENTS

The requirements in this box apply to uses of this product that are NOT within the scope of the Worker Protection Standard for agricultural pesticides (40 CFR Part 170). The WPS applies when this product is used to produce agricultural plants on farms, forests, nurseries, or greenhouses.

Keep people and pets off treated areas until spray solution has dried.



STORAGE AND DISPOSAL

Do not contaminate water, foodstuffs, feed or seed by storage or disposal.

Pesticide Storage: Store above 10°F (-12°C) to keep product from crystallizing. Crystals will settle to the bottom. If allowed to crystallize, place in a warm room 68°F (20°C) for several days to redissolve and roll or shake container or recirculate in mini-bulk or bulk container to mix well before using.

Pesticide Disposal: Wastes resulting from the use of this product that cannot be used or chemically reprocessed should be disposed of in a landfill approved for pesticide disposal or in accordance with applicable Federal, state or local procedures.

Emptied container retains vapor and product residue. Observe all labeled safeguards until container is destroyed.

Container Disposal: Use label language appropriate for container size and type.

Nonrefillable containers. Do not reuse or refill this container. Clean container promptly after emptying.

Nonrefillable container equal to or less than 5 gallons. Triple rinse as follows: Empty the remaining contents into application equipment or a mix tank and drain for 10 seconds after the flow begins to drip. Fill the container ¼ full with water and recap. Shake for 10 seconds. Pour rinsate into application equipment or a mix tank or store rinsate for later use or disposal. Drain for 10 seconds after the flow begins to drip. Repeat this procedure two more times. Then offer for recycling or reconditioning, or puncture and dispose of in a sanitary landfill, or by incineration, or, if allowed by state and local authorities, by burning. If burned, stay out of smoke.

Nonrefillable container greater than 5 gallons. Triple rinse as follows: Empty the remaining contents into application equipment or a mix tank. Fill the container ¼ full with water. Replace and tighten closures. Tip container on its side and roll it back and forth, ensuring at least one complete revolution, for 30 seconds. Stand the container on its end and tip it back and forth several times. Turn the container over onto its other end and tip it back and forth several times. Empty the rinsate into application equipment or a mix tank or store rinsate for later use or disposal. Repeat this procedure two more times. Then offer for recycling or reconditioning, or puncture and dispose of in a sanitary landfill, or by incineration, or, if allowed by state and local authorities, by burning. If burned, stay out of smoke.

Refillable container. Refill this container with pesticide only. Do not reuse this container for any other purpose. Cleaning the container before final disposal is the responsibility of the person disposing of the container. Cleaning before refilling is the responsibility of the refiller. To clean the container before final disposal, empty the remaining contents from this container into application equipment or mix tank. Fill the container about 10 percent full with water. Agitate vigorously or recirculate water with the pump for 2 minutes. Pour or pump rinsate into application equipment or rinsate collection system. Repeat this rinsing procedure two more times. Then offer for recycling or reconditioning, or puncture and dispose of in a sanitary landfill, or by incineration, or, if allowed by state and local authorities, by burning. If burned, stay out of smoke.

**FOR CHEMICAL EMERGENCY: Spill, leak, fire, exposure, or accident, call
CHEMTREC 1-800-424-9300**

GENERAL INFORMATION

Product Description: This product is a postemergent, systemic herbicide with no soil residue activity. It is generally non-selective and gives broad spectrum control of many annual weeds, perennial weeds, woody brush and trees. It is formulated as a water-soluble liquid. This product can be mixed with additives containing surfactant, buffering agents or pH adjusting agents. It can be applied through most standard industrial or field-type sprayers after dilution and thorough mixing with water or other carriers according to label instructions. Ammonium Sulfate can be used. See the "MIXING" section of this label for instructions.

Time to Symptoms: This product moves through the plant from the point of foliage contact to and into the root system. Visible effects on most annual weeds occur within 2 to 4 days, but on most perennial weeds may not occur for 7 days or more. Extremely cool or cloudy weather following treatment may slow activity of this product and delay development of visible symptoms. Visible effects are a gradual wilting and yellowing of the plant which advances to complete browning of above-ground growth and deterioration of underground plant parts.

Stage of Weeds: Annual weeds are easiest to control when they are small. Best control of most perennial weeds is obtained when treatment is made at late growth stages approaching maturity. Refer to the annual, perennial, woody brush and trees rate tables for recommendations for specific weeds.

Always use the higher rate of this product per acre within the recommended range when weed growth is heavy or dense or weeds are growing in an undisturbed (non-cultivated) area.

Do not treat weeds under poor growing conditions such as drought stress, disease or insect damage, as reduced weed control may result. Reduced results may also occur when treating weeds heavily covered with dust.

Cultural Considerations: Reduced control may result when applications are made to annual and perennial weeds that have been mowed, grazed, or cut, and have not been allowed to regrow to the recommended stage for treatment.

Rainfastness: Heavy rainfall or irrigation soon after application may wash this product off of the foliage and a repeat application may be required for adequate control.

Spray Coverage: For best results, spray coverage should be uniform and complete. Do not spray weed foliage to the point of runoff.

Mode of Action: The active ingredient in this product inhibits an enzyme found only in plants that is essential to formation of specific amino acids.

No Soil Activity: Weeds must be emerged at the time of application to be controlled by this product. Weeds germinating from seed after application will not be controlled. Unemerged plants arising from unattached underground rhizomes or root stocks of perennials will not be affected by the herbicide and will continue to grow.

Biological Degradation: Degradation of this product is primarily a biological process carried out by soil microbes.

Tank Mixing: This product does not provide residual weed control. For subsequent residual weed control, follow a label-approved herbicide program. Read and carefully observe the cautionary statements and all other information appearing on the labels of all herbicides used. Use according to the most restrictive label directions for each product in the mixture. The tank mix product that is used must be registered for the proposed use site.

Buyer and all users are responsible for all loss or damage in connection with the use or handling of mixtures of this product with herbicides or other materials that are not expressly recommended in this labeling. Mixing this product with herbicides or other materials not recommended on this label may result in reduced performance.

Annual Maximum Use Rate: Except as otherwise specified in the crop section of this label, the combined total of all treatments must not exceed 8 quarts of this product per acre per year. For applications in noncrop sites or in tree, vine, or shrub crops, the combined total of all treatments must not exceed 10.6 quarts of this product per acre per year. The maximum use rates stated throughout this product's labeling apply to this product combined with the use of all other herbicides containing

glyphosate or sulfosate as the active ingredient, whether applied as mixtures or separately. Calculate the application rates and ensure that the total use of this and other glyphosate or sulfosate containing products does not exceed stated maximum use rate.

For Glyphosate Weed Resistance Management: Glyphosate, the active ingredient in this product, is a Group 9 herbicide. Target site resistance to Group 9 herbicides is rare. Although rare in occurrence, any weed population may contain plants naturally resistant to Group 9 herbicides. Weed species resistant to Group 9 herbicides may be effectively managed utilizing another herbicide from a different Group or using other cultural practices.

Weed resistance management recommendations for Group 9 herbicides are:

- Ensure optimum weed control by making applications at the right time (correct weed size) and utilizing the recommended label rate for the most difficult to control weed in your field.
- Base decisions on local needs and use the tool(s) necessary to obtain optimum weed control and minimize weed escapes.
- Avoid tank mixtures that reduce this product's efficacy (through antagonism) or which encourage rates of this product below the label recommendations.
- Scout treated weed populations for escapes 2 to 4 weeks after application.
- Report any incidence of repeated nonperformance of this product on a particular weed to the local retailer or county extension agent.

NOTE: Use of this product in any manner not consistent with this label may result in injury to persons, animals or crops, or other unintended consequences. Keep container closed to prevent spills and contamination.

MIXING

Clean sprayer parts immediately after using this product by thoroughly flushing with water.

NOTE: Reduced results may occur if water containing soil is used, such as visibly muddy water or water from ponds and ditches that is not clear.

Mixing with Water:

This product mixes readily with water. Mix spray solutions of this product as follows:

- Fill the mixing or spray tank with the required amount of water.
- Add the recommended amount of this product near the end of the filling process and mix well. Use caution to avoid siphoning back into the carrier source. Use approved anti-back-siphoning devices required by state or local regulations.
- During mixing and application, foaming of the spray solution may occur. To prevent or minimize foam, avoid the use of mechanical agitators, terminate by-pass and return lines at the bottom of the tank and, if needed, use an approved anti-foam or defoaming agent.

Tank Mixing Procedure:

Always predetermine the compatibility of labeled tank mixtures of this product with water carrier by mixing small proportional quantities in advance.

Mix labeled tank mixtures of this product as follows:

1. Place a 20 to 35 mesh screen or wetting basket over filling port.
2. Through the screen, fill the spray tank one-half full with water and start agitation.
3. If ammonium sulfate is used, add it slowly through the screen into the tank. Continue agitation. Ensure that dry ammonium sulfate is completely dissolved in the spray tank before adding other products.
4. If a wettable powder is used, make a slurry with the water carrier, and add it SLOWLY through the screen into the tank. Continue agitation.
5. If a flowable formulation is used, premix one part flowable with one part water. Add diluted mixture

- SLOWLY through the screen into the tank. Continue agitation.
6. If an emulsifiable concentrate formulation is used, premix one part emulsifiable concentrate with two parts water. Add diluted mixture slowly through the screen into the tank. Continue agitation.
 7. Continue filling the spray tank with water and add the required amount of this product near the end of the filling process.
 8. If a surfactant is used, add it to the spray tank before completing the filling process.
 9. Add individual formulations to the spray tank as follows: wettable powder, flowable, emulsifiable concentrate, drift control additive, water soluble liquid.

Maintain good agitation at all times until the contents of the tank are sprayed. If the spray mixture is allowed to settle, thorough agitation is required to resuspend the mixture before spraying is resumed. Keep a by-pass line on or near the bottom of the tank to minimize foaming. Screen size in nozzle or line strainers should be no finer than 50 mesh. Refer to the "Tank Mixing" section of "GENERAL INFORMATION" for additional precautions.

Mixing for Hand-Held Sprayers

Prepare the desired volume of spray solution by mixing the amount of this product in water as shown in the following table:

Spray Solution

Desired Volume	Amount of Cornerstone® Plus 5					
	0.5%	1%	1.5%	2%	5%	10%
1 Gallon	0.6 oz.	1.3 oz.	2 oz.	2.6 oz.	6.5 oz.	13 oz.
25 Gallon	1 pt.	1 qt.	1.5 qt.	2 qt.	5 qt.	10 qt.
100 Gallon	2 qt.	1 gal.	1.5 gal.	2 gal.	5 gal.	10 gal.
2 tablespoons = 1 fluid ounce						

For use in knapsack sprayers, it is suggested that the recommended amount of this product be mixed with water in a large container. Fill sprayer with the mixed solution.

Surfactants

Surfactants or wetting agents that are labeled for use with herbicides can be added to the spray solution. Do not reduce rates of this herbicide when adding surfactants. Read and follow instructions on the additives' label.

Ammonium Sulfate

The addition of 1 to 2 percent dry ammonium sulfate by weight or 8.5 to 17 pounds per 100 gallons of water may increase the performance of this product, particularly under hard water conditions, drought conditions or when tank mixed with certain residual herbicides on annual and perennial weeds. The equivalent rate of ammonium sulfate in a liquid formulation may also be used. Ensure that dry ammonium sulfate is completely dissolved in the spray tank before adding herbicides. Thoroughly rinse the spray system with clean water after use to reduce corrosion.

NOTE: When using ammonium sulfate, apply this product at rates recommended in this label. Lower rates will result in reduced performance.

Colorants or Dyes

Agriculturally approved colorants or marking dyes may be added to this product. Colorants or dyes used in spray solutions of this product may reduce performance, especially at lower rates or dilutions. Use colorants or dyes according to the manufacturer's recommendations.

Drift Control Additives

Drift control additives may be used with all equipment types, except wiper applicators, sponge bars and CDA equipment. When a drift control additive is used, read and carefully observe the cautionary statements and all other information appearing on the additive label. The use of drift control additives can affect spray coverage which may result in reduced performance.

APPLICATION EQUIPMENT AND TECHNIQUES

Do not apply this product through any type of irrigation system. This product may be applied with the following application equipment:

Aerial – Fixed Wing and Helicopter

Ground Broadcast Spray – Boom or boomless systems, pull-type sprayer, floaters, pick-up sprayers, spray coupes and other ground broadcast equipment.

Hand-Held and High-Volume Spray Equipment – Knapsack and backpack sprayers, pump-up pressure sprayers, handguns, handwands, mistblowers*, lances and other hand-held and motorized spray equipment used to direct spray onto weed foliage.

* THIS PRODUCT IS NOT REGISTERED IN CALIFORNIA OR ARIZONA FOR USE IN MISTBLOWERS.

Selective Equipment – Recirculating sprayers, shielded and hooded sprayers, wiper applicators and sponge bars.

Injection Systems – Aerial or ground injection sprayers.

Controlled Droplet Applicators (CDA) – Hand-held or boom-mounted applicators that produce a spray consisting of a narrow range of droplet sizes.

APPLY THESE SPRAY SOLUTIONS IN PROPERLY MAINTAINED AND CALIBRATED EQUIPMENT CAPABLE OF DELIVERING DESIRED VOLUMES.

AERIAL EQUIPMENT

DO NOT APPLY THIS PRODUCT USING AERIAL SPRAY EQUIPMENT EXCEPT UNDER CONDITIONS AS SPECIFIED WITHIN THIS LABEL.

Use the recommended rates of this herbicide in 3 to 15 gallons of water per acre unless otherwise specified on this label. Unless otherwise specified, do not exceed 24 fl. oz. per acre. Refer to the individual use area sections of this label for recommended volumes and application rates.

For aerial application in California and Fresno County California, refer to the "FOR AERIAL APPLICATION IN CALIFORNIA ONLY" and "FOR AERIAL APPLICATION IN FRESNO COUNTY CALIFORNIA ONLY" sections of this label for specific instructions, restrictions and requirements. THIS PRODUCT PLUS DICAMBA TANK MIXTURES MAY NOT BE APPLIED BY AIR IN CALIFORNIA.

For aerial application in Arkansas, refer to the "ARKANSAS ONLY" section of this label for specific instructions, restrictions and requirements.

Avoid direct application to any body of water.

Ensure uniform application – To avoid streaked, uneven or overlapped application, use appropriate marking devices.

Thoroughly wash aircraft, especially landing gear, after each day of spraying to remove residues of this

product accumulated during spraying and from spills. PROLONGED EXPOSURE OF THIS PRODUCT TO UNCOATED STEEL SURFACES MAY RESULT IN CORROSION AND POSSIBLE FAILURE OF THE PART. LANDING GEAR IS MOST SUSCEPTIBLE. The maintenance of an organic coating (paint), which meets aerospace specification MIL-C-38413, may prevent corrosion.

AERIAL SPRAY DRIFT MANAGEMENT

DRIFT MAY CAUSE DAMAGE TO ANY OTHER VEGETATION CONTACTED TO WHICH TREATMENT IS NOT INTENDED. TO PREVENT INJURY TO ADJACENT DESIRABLE VEGETATION, APPROPRIATE BUFFER ZONES MUST BE MAINTAINED.

Avoiding spray drift at the application site is the responsibility of the applicator. The interaction of many equipment and weather-related factors determine the potential for spray drift. The applicator and the grower are responsible for considering all these factors when making decisions.

The following drift management requirements must be followed to avoid off-target drift movement from aerial applications to agricultural field crops. These requirements do not apply to forestry applications, public health uses or to applications using dry formulations.

1. The distance of the outer most nozzles on the boom must not exceed 3/4 the length of the wingspan or rotor.
2. Nozzles must always point backward parallel with the air stream and never be pointed downwards more than 45 degrees. Where states have more stringent regulations, they should be observed.

The applicator should be familiar with and take into account the information covered in the [Aerial Drift Reduction Advisory](#).

Aerial Drift Reduction Advisory

Importance of Droplet Size

The most effective way to reduce drift potential is to apply large droplets. The best drift management strategy is to apply the largest droplets that provide sufficient coverage and control. Applying larger droplets reduces drift potential, but will not prevent drift if applications are made improperly, or under unfavorable environmental conditions (see "Wind", "Temperature and Humidity", and "Temperature Inversion").

Controlling Droplet Size

- Volume – Use high flow rate nozzles to apply the highest practical spray volume. Nozzles with higher rated flows produce larger droplets.
- Pressure – Use the lower spray pressures recommended for the nozzle. Higher pressure reduces droplet size and does not improve canopy penetration. When higher flow rates are needed, use higher flow rate nozzles instead of increasing pressure.
- Number of Nozzles – Use the minimum number of nozzles that provide uniform coverage.
- Nozzle Orientation – Orienting nozzles so that the spray is released backwards, parallel to the airstream, will produce larger droplets than other orientations. Significant deflection from the horizontal will reduce droplet size and increase drift potential.
- Nozzle Type – Use a nozzle type that is designed for the intended application. With most nozzle types, narrower spray angles produce larger droplets. Consider using low-drift nozzles. Solid stream nozzles oriented straight back produce larger droplets than other nozzle types.
- Boom Length – For some use patterns, reducing the effective boom length to less than 3/4 of the wingspan or rotor length may further reduce drift without reducing swath width.
- Application – Applications should not be made at a height greater than 10 feet above the top of the largest plants unless a greater height is required for aircraft safety. Making applications at the lowest height that is safe reduces exposure of droplets to evaporation and wind.

Swath Adjustment

When applications are made with a cross-wind, the swath will be displaced downwind. Therefore, on the up and downwind edges of the field, the applicator must compensate for this displacement by adjusting the path of the aircraft upwind. Swath adjustment distance should increase, with increasing drift potential

(higher wind, smaller drops, etc.).

Wind

Drift potential is lowest between wind speeds of 2 to 10 mph. However, many factors, including droplet size and equipment type determine drift potential at any given speed. Application should be avoided below 2 mph due to variable wind direction and high inversion potential. Note: Local terrain can influence wind patterns. Every applicator should be familiar with local wind patterns and how they affect drift.

Temperature and Humidity

When making applications in low relative humidity, set up equipment to produce larger droplets to compensate for evaporation. Droplet evaporation is most severe when conditions are both hot and dry.

Temperature Inversion

Applications should not occur during a temperature inversion because drift potential is high. Temperature inversions restrict vertical air mixing, which causes small suspended droplets to remain in a concentrated cloud. This cloud can move in unpredictable directions due to the light variable winds common during inversions. Temperature inversions are characterized by increasing temperature with altitude and are common on nights with limited cloud cover and light to no wind. They begin to form as the sun sets and often continue into the morning. Their presence can be indicated by ground fog; however, if fog is not present, inversions can also be identified by the movement of smoke from a ground source or an aircraft smoke generator. Smoke that layers and moves laterally in a connected cloud (under low wind conditions) indicates an inversion, while smoke that move upwards and rapidly dissipates indicates good vertical air mixing.

Sensitive Areas

The pesticide should only be applied when the potential for drift to adjacent sensitive areas (e.g., residential areas, bodies of water, known habitat for threatened or endangered species, non-target crops) is minimal (e.g., when wind is blowing away from the sensitive areas).

FOR AERIAL APPLICATION IN CALIFORNIA ONLY

Directions for Use

This label must be in the possession of the user at the time of the herbicide application.

See "GENERAL INFORMATION" and "MIXING" sections of this label for essential product performance information.

See the appropriate section of this label for specific recommendations on the use of this product in individual crops.

EXTREME CARE MUST BE EXERCISED TO AVOID CONTACT OF SPRAY WITH FOLIAGE, GREEN STEMS, OR FRUIT OF DESIRABLE CROPS, PLANTS, TREES, OR OTHER DESIRABLE VEGETATION SINCE SEVERE DAMAGE OR DESTRUCTION MAY RESULT.

Aerial applications of this product are allowed in the following situations:

1. In fallow and reduced tillage systems prior to the emergence or transplanting of labeled crops.
2. In alfalfa and pasture renovation applications
3. Over-the-top applications in Roundup Ready® corn and cotton
4. Preharvest in alfalfa, corn, cotton, wheat, Roundup Ready corn, and Roundup Ready cotton.

Do not plant subsequent crops other than those listed in this product label for 30 days following application.

When tank mixing this product with 2,4-D for aerial applications, only 2,4-D amine formulations may be used. This tank mixture may be used for fallow and reduced tillage systems and alfalfa and pasture renovation applications only.

130864
11

When applied as recommended, under the conditions described, this product controls annual and perennial weeds listed in this label.

DO NOT EXCEED A MAXIMUM RATE OF 3 PINTS PER ACRE OF THIS PRODUCT WHEN MAKING APPLICATIONS BY AIR IN COTTON AND ROUNDUP READY COTTON PRIOR TO HARVEST, IN FALLOW AND REDUCED TILLAGE SYSTEMS, AND ALFALFA AND PASTURE RENOVATION APPLICATIONS.

DO NOT EXCEED A MAXIMUM RATE OF 1 QUART PER ACRE OF THIS PRODUCT WHEN MAKING APPLICATIONS BY AIR IN ALFALFA, CORN, WHEAT, AND ROUNDUP READY CORN PRIOR TO HARVEST. THIS RESTRICTION ALSO APPLIES TO OVER-THE-TOP APPLICATIONS IN ROUNDUP READY CORN AND COTTON.

Aerial Equipment

Use the recommended rates of this product in 3 to 15 gallons of water per acre.

Do not apply directly to water, to areas where surface water is present or to intertidal areas below the mean high water mark. Do not contaminate water when disposing of equipment washwaters.

AVOID DRIFT – DO NOT APPLY WHEN WINDS ARE GUSTY OR UNDER ANY OTHER CONDITION WHICH FAVORS DRIFT. DRIFT MAY CAUSE DAMAGE TO ANY VEGETATION CONTACTED TO WHICH TREATMENT IS NOT INTENDED. TO PREVENT INJURY TO ADJACENT DESIRABLE VEGETATION, APPROPRIATE BUFFER ZONES MUST BE MAINTAINED.

Use the following guidelines when aerial applications are made near crops or desirable perennial vegetation after bud break and before total leaf drop, and/or near other desirable vegetation or annual crops.

1. Do not apply within 100 feet of all desirable vegetation or crop(s).
2. If wind up to 5 miles per hour is blowing toward desirable vegetation or crop(s), do not apply within 500 feet of the desirable vegetation or crop(s).
3. Winds blowing from 5 to 10 miles per hour toward desirable vegetation may require buffer zones in excess of 500 feet.
4. Do not apply when winds are in excess of 10 miles per hour or when inversion conditions exist.

Coarse sprays are less likely to drift; therefore, do not use nozzles or nozzle configurations that dispense spray as fine spray droplets. Do not angle nozzles forward into the airstream and do not increase spray volume by increasing nozzle pressure.

Drift control additives may be used. When a drift control additive is used, read and carefully observe the cautionary statements and all other information appearing on the additive label.

Ensure uniform application - To avoid streaking, uneven or overlapped application, use appropriate marking devices.

Thoroughly wash aircraft, especially landing gear, after each day of spraying to remove residues of this product accumulated during spraying or from spills. PROLONGED EXPOSURE OF THIS PRODUCT TO UNCOATED STEEL SURFACES MAY RESULT IN CORROSION AND POSSIBLE FAILURE OF THE PART. LANDING GEAR IS THE MOST SUSCEPTIBLE. The maintenance of an organic coating (paint) which meets aerospace specification MIL-C-38413 may prevent corrosion.

140604
12

FOR AERIAL APPLICATION IN FRESNO COUNTY, CALIFORNIA ONLY
From February 15 through March 31 Only

Directions For Use

This label should be in the possession of the user at the time of the herbicide application.

EXTREME CARE MUST BE EXERCISED TO AVOID CONTACT OF THE SPRAY WITH FOLIAGE, GREEN STEMS, EXPOSED NON-WOODY ROOTS OR FRUIT OF DESIRABLE CROPS, PLANTS, TREES OR OTHER DESIRABLE VEGETATION, SINCE SEVERE DAMAGE OR DESTRUCTION MAY RESULT.

See "GENERAL INFORMATION" and "MIXING" sections of this label for essential product information.

Applicable Area

The area contained inside the following boundaries within Fresno County, California.

North: Fresno County line

South: Fresno County line

East: State Highway 99

West: Fresno County line

General Information

Always read and follow the label direction and precautionary statements for all products used in the aerial application.

Observe the following directions to minimize off-site movement during aerial application of this product. Minimization of off-site movement is the responsibility of the grower, Pest Control Advisor and aerial applicator.

Written Recommendations

A written recommendation MUST be submitted by or on behalf of the applicator to the Fresno county Agricultural Commissioner 24 hours prior to the application. This written recommendation MUST state the proximity of surrounding crops, and that conditions of each manufacturer's product label and this label have been satisfied.

Aerial Applicator Training and Equipment

Aerial application of this product is limited to pilots who have successfully completed a Fresno County Agricultural Commissioner and California Department of Pesticide Regulation approved training program for aerial application of herbicides. All aircraft must be inspected, critiqued in flight and certified at a Fresno County Agricultural Commissioner approved fly-in. Test and calibrate spray equipment at intervals sufficient to insure that proper rates of herbicides and adjuvants are being applied during commercial use. Applicator must document such calibrations and testing. Demonstration of performance at Fresno County Agricultural Commissioner approved fly-ins constitutes such documentation, or other written records showing calculations and measurements of flight and spray parameters acceptable to the Fresno County Agricultural Commissioner.

Applications at Night – Do not apply this product by air earlier than 30 minutes prior to sunrise and/or later than 30 minutes after sunset without prior permission from the Fresno County Agricultural Commissioner.

Note: For aerial application from April 1 through February 14, refer to the "FOR AERIAL APPLICATION IN CALIFORNIA ONLY" section of this label.

ARKANSAS ONLY

AVOID DRIFT. DO NOT APPLY INTO STILL AIR WHERE THERE IS A TEMPERATURE INVERSION LAYER LOW ENOUGH FOR FINE SPRAY PARTICLES TO BECOME SUSPENDED AND MOVE OUTSIDE THE TARGET AREA WHEN THE INVERSION LAYER MOVES. DO NOT APPLY WHEN

WINDS ARE GUSTY OR UNDER ANY OTHER CONDITION THAT FAVORS DRIFT. DRIFT IS LIKELY TO CAUSE DAMAGE TO ANY VEGETATION CONTACTED. TO PREVENT INJURY TO ADJACENT DESIRABLE VEGETATION, APPROPRIATE BUFFER ZONES MUST BE MAINTAINED.

Use the recommended rate of this product in 3 to 15 gallons of water per acre. Use sufficient carrier volume and appropriate equipment set-up to form droplets large enough to avoid drift potential. Coarse droplets in the 300 to 500 (VMD) micron range are recommended.

Applications should typically be made with the nozzle release point at 8 to 15 feet above the top of the target plants unless a greater height is required for aircraft safety. The distance of the outermost nozzles on the boom must not exceed 75% of the length of the wingspan or rotor. In many cases reducing this distance to 65% of the length of the wingspan or rotor will improve drift control without affecting the swath width.

Nozzles must always discharge backward parallel with the airstream and never discharge downwards more than 45 degrees on fixed wing aircraft or forward of the prevailing airflow on rotary winged aircraft. Avoid the use of nozzles with wide-angle discharge.

Do not apply this product when wind speeds are in excess of 10 miles per hour. Do not apply when there is a low-level inversion where fine spray particles could be suspended in still air and move outside the target area when the inversion layer moves. These conditions may occur when wind speeds are less than 2 mph.

Use the following guidelines when applications are made near crops or other desirable vegetation:

1. Do not apply within 100 feet of any desirable vegetation or crops.
2. If wind up to 5 miles per hour is blowing toward desirable vegetation or crops, do not apply within 500 feet upwind of the desirable vegetation or crops.
3. Winds blowing from 5 to 10 miles per hour toward desirable vegetation or crops will likely require buffer zones in excess of 500 feet.

ARKANSAS, LOUISIANA, MISSISSIPPI, MISSOURI, AND TENNESSEE ONLY

This product controls annual and perennial weeds listed on this label prior to planting or emergence of corn, cotton, rice, sorghum and soybeans; prior to the harvest of cotton and soybeans; and following the harvest of any crop in the fall via aerial applications in these locations.

Aerial applications of this product may be made in fallow systems and conventional, reduced and zero tillage systems. For applications via aerial equipment, use the recommended rates of this product in 3 to 10 gallons of water per acre. Do not exceed a rate of 4.5 pts. per acre.

The likelihood of injury occurring from the use of this product is greatest when winds are gusty or in excess of 5 miles per hour or when other conditions, including lesser velocities, will allow spray drift to occur.

GROUND BROADCAST EQUIPMENT

Use the recommended rates of this product in 3 to 40 gallons of water per acre as a broadcast spray unless otherwise specified. As density of weeds increases, spray volume should be increased within the recommended range to ensure complete coverage. Carefully select proper nozzles to avoid spraying a fine mist. For best results with ground application equipment, use flat fan nozzles. Check for even distribution of spray droplets.

HAND-HELD AND HIGH-VOLUME EQUIPMENT

Apply to foliage of vegetation to be controlled. For applications made on a spray-to-wet basis, spray coverage should be uniform and complete. Do not spray to the point of runoff. Use coarse sprays only.

For recommended rates and timing, refer to the "Annual Weeds – Hand-Held or High-Volume Equipment" section of this product label.

SELECTIVE EQUIPMENT

This product may be applied through recirculating spray systems, shielded applicators, hooded sprayers, wiper applicators or sponge bars, after dilution and thorough mixing with water, to listed weeds growing in any noncrop site specified on this label.

In cropping systems, hooded sprayers, shielded sprayers, and wipers may be used in row middles (in between rows of crop plants) where any dripping or leaking will not contact crop foliage. Such equipment must be capable of preventing all crop contact with herbicide solutions and operated without leakage of spray mists or dripping onto crop. Wipers over-the-top of crops may be used only when specifically recommended in this product's labeling.

AVOID CONTACT OF HERBICIDE WITH DESIRABLE VEGETATION.

Contact of the herbicide solution with desirable vegetation may result in damage or destruction. Applicators used above desirable vegetation should be adjusted so that the lowest spray stream or wiper contact point is at least 2 inches above the desirable vegetation. Droplets, mist, foam, or splatter of the herbicide solution settling on desirable vegetation may result in discoloration, stunting or destruction.

Applications made above the crops should be made when the weeds are a minimum of 6 inches above the desirable vegetation. Better results may be obtained when more of the weed is exposed to the herbicide solution. Weeds not contacted by the herbicide solution will not be affected. This may occur in dense clumps, severe infestations or when height of the weeds varies so that not all weeds are contacted. In these instances, repeat treatments may be necessary.

Recirculating Spray System

A recirculating spray system directs the spray solution onto weeds growing above desirable vegetation, while spray solution not intercepted by weeds is collected and returned to the spray tank for reuse.

Shielded and Hooded Applicators

When applied under the conditions described in the following paragraphs for shielded and hooded applications, this product at recommended rates will control those weeds listed in the "ANNUAL WEEDS RATE TABLE" and "PERENNIAL WEEDS RATE TABLE" sections of this label. A hooded sprayer is a type of shielded applicator where the spray pattern is fully enclosed including top, sides, front and back, thereby shielding the crop from the spray solution. Keep shields on these sprayers adjusted to protect desirable vegetation. When applying to crops grown on raised beds, ensure that the hood is designed to completely enclose the spray solution. If necessary, extend the front and rear flaps of the hoods to reach the ground in deep furrows. **EXTREME CARE MUST BE EXERCISED TO AVOID CONTACT OF HERBICIDE WITH DESIRABLE VEGETATION.**

This equipment must be set up and operated in a manner that avoids bouncing or raising the hoods off the ground in any way. If the hoods are raised, spray particles may escape and come into contact with the crop causing damage or destruction of the crop. Avoid operation on rough or sloping ground where the spray hoods might be raised off the ground.

Use hoods designed to minimize excessive dripping or run-off down the insides of the hoods. A single, low pressure / low drift flat-fan nozzle with an 80 to 95 degree spray angle positioned at the top center of the hood is recommended. Spray volume should be 20 to 30 gallons per acre.

These procedures will reduce the potential for crop injury:

- The spray hoods must be operated on the ground or skimming across the ground.
- Leave at least an 8 inch untreated strip over the drill row. For example, if the crop row width is 38 inches, the maximum width of the spray hood should be 30 inches.
- Maximum tractor speed: 5 mph to avoid bouncing of the spray hoods.
- Maximum wind speed: 10 mph.
- Use low-drift nozzles that provide uniform coverage within the treated area.

Crop injury may occur when the foliage of treated weeds comes into direct contact with leaves of the crop. Do not apply this product when the leaves of the crop are growing in direct contact with weeds to be treated. Droplets, mist, foam or splatter of the herbicide solution may contact the crop and cause discoloration, stunting or destruction.

Wiper Applicators

Wiper applicators are devices that physically wipe appropriate amounts of this product directly onto the weed.

Equipment must be designed, maintained and operated to prevent the herbicide solution from contacting desirable vegetation. Operate this equipment at ground speeds no greater than 5 mph. Performance may be improved by reducing speed in areas of heavy weed infestations to ensure adequate wiper saturation. Better results may be obtained if 2 applications are made in opposite directions.

Avoid leakage or dripping onto desirable vegetation. Adjust height of applicator to ensure adequate contact with weeds. Keep wiping surfaces clean. Be aware that, on sloping ground, the herbicide solution may migrate, causing dripping on the lower end and drying of the wicks on the upper end of a wiper applicator.

Do not use wiper equipment when weeds are wet.

Mix only the amount of solution to be used during a 1-day period, as reduced activity may result from use of leftover solutions. Clean wiper parts immediately after using this product by thoroughly flushing with water.

Do not add surfactant to the herbicide solution.

For rope or sponge wick applicators: Mix 3 qts. of this product in 2 gallons of water to prepare a 33% solution. Apply this solution to weeds listed in this section.

For porous-plastic applicators: Solutions ranging from 25% to 100% of this product in water may be used in porous-plastic wiper applicators.

When applied as recommended, this product **CONTROLS** the following weeds:

Corn, volunteer*	Sicklepod
Panicum, Texas	Spanishneedles
Rye, common	Starbur, bristly
Shattercane	

When applied as recommended, this product **SUPPRESSES** the following weeds:

Beggarweed, Florida	Ragweed, common
Bermudagrass	Ragweed, giant
Dogbane, hemp	Smutgrass
Dogfennel	Sunflower
Guineagrass	Thistle, Canada
Johnsongrass	Thistle, musk
Milkweed	Vaseygrass
Nightshade, silverleaf	Velvetleaf
Pigweed, redroot	

* Except volunteer Roundup Ready Corn.

INJECTION SYSTEMS

This product may be used in aerial or ground injection spray systems. It may be used as a liquid concentrate or diluted prior to injecting into the spray stream. Do not mix this product with the concentrate of other products when using injection systems.

CDA EQUIPMENT

The rate of this product applied per acre by vehicle-mounted CDA equipment must not be less than the amount recommended in this label when applied by conventional broadcast equipment. For vehicle-mounted CDA equipment, apply 3 to 15 gallons of water per acre.

For the control of annual weeds with hand-held CDA units, apply a 20% solution of this product at a flow rate of 2 fluid ounces per minute and a walking speed of 1.5 mph (1.5 pts. per acre). For the control of perennial weeds, apply a 20 to 40% solution of this product at a flow rate of 2 fluid ounces per minute and a walking speed of 0.75 mph (3 to 6 pts. per acre).

Controlled droplet application equipment produces a spray pattern that is not easily visible. Extreme care must be exercised to avoid spray or drift contacting the foliage or any other green tissue of desirable vegetation, as damage or destruction may result.

ANNUAL AND PERENNIAL CROPS (Alphabetical)

NOTE: THIS SECTION GIVES GENERAL DIRECTIONS THAT APPLY TO ALL CROPS LISTED BELOW, GROUPED ALPHABETICALLY. SEE THE INDIVIDUAL CROP CATEGORIES FOR SPECIFIC INSTRUCTIONS, PREHARVEST INTERVALS, AND ADDITIONAL PRECAUTIONS AND RESTRICTIONS.

See the "ROUNDUP READY CROPS" section of this label for instructions for treating Roundup Ready crops.

Types of applications: Chemical fallow, preplant fallow beds, preplant, pre-emergence, at-planting, Selective equipment in row middles (hooded or shielded sprayers, or wiper applicators), and postharvest treatments.

General Use Instructions:

Apply this product during fallow intervals preceding planting, prior to planting or transplanting, at-planting, or pre-emergent to annual and perennial crops listed in this label, except where specifically limited. For any crop not listed in this label, applications must be made at least 30 days prior to planting. Unless otherwise specified, weed control applications may be made according to the rates listed in the annual, perennial and woody brush tables in this label. Repeat applications may be made up to a maximum of 6 quarts per acre per year.

Post-directed hooded sprayers and wiper equipment capable of preventing all crop contact with herbicide solutions may be used in mulched or unmulched row middles after crop establishment. Where specifically noted below, wipers may also be used above certain crops to control tall weeds. Refer to the "SELECTIVE EQUIPMENT" section of this label for essential precautions when using hooded sprayers or wipers to avoid crop injury caused by leakage of spray mists or dripping onto crops. Crop injury is possible with these applications and shall be the sole responsibility of the applicator.

The maximum use rates stated throughout this product's labeling apply to this product combined with the use of all other herbicides containing glyphosate or sulfosate as the active ingredient, whether applied as mixtures or separately. Calculate the application rates and ensure that the total use of this and other glyphosate or sulfosate containing products does not exceed stated maximum use rate.

General Precautions, Restrictions:

Avoid contact of herbicide with foliage, green shoots or stems, bark, exposed roots (including those emerging from plastic mulch), or fruit of crops because severe injury or destruction may result. When

making pre-emergence and at-planting applications, applications must be made before crop emergence to avoid severe crop injury. When applying this product prior to transplanting or direct-seeding crops into plastic mulch, care must be taken to remove residues of this product, which could cause crop injury, from the plastic prior to planting. Residues can be removed by a single 0.5 inch application of water, either by natural rainfall or via a sprinkler system. Broadcast applications made at emergence will result in injury or death to emerged seedlings. Apply before seed germination in coarse sandy soils to further minimize the risk of injury. Unless otherwise specified on this product's labeling, treatments with selective equipment including wipers and hooded sprayers must be made at least 14 days prior to harvest. Postharvest or fallow applications must be made at least 30 days prior to planting any non-labeled crop. See "APPLICATION EQUIPMENT AND TECHNIQUES" section of this label for additional information.

In crops where spot treatments are allowed, do not treat more than 10 percent of the total field to be harvested. The crop receiving spray in treated area will be killed. Take care to avoid drift or spray outside the target area for the same reason.

For broadcast postemergent treatments, do not harvest or feed treated vegetation for 8 weeks following application, unless otherwise specified.

Asparagus

Types of applications: Those listed in the "ANNUAL AND PERENNIAL CROPS" section of this label plus the following: General weed control, site preparation, spot treatment.

General Weed Control, Site Preparation

Use instructions: This product may be applied prior to planting or transplanting asparagus.

Precautions, restrictions: Do not apply within a week before the first asparagus spears emerge.

Spot Treatment

Use instructions: This product may be applied immediately after cutting, but prior to the emergence of new spears.

Precautions, restrictions: Do not treat more than 10 percent of the total field area to be harvested. Do not harvest within 5 days of treatment.

Postharvest

Use instructions: This product may be applied after the last harvest and all spears have been removed. If spears are allowed to regrow, delay application until ferns have developed. Delayed treatments should be applied as a directed or shielded spray in order to avoid contact of the spray with ferns, stems or spears.

Precautions, restrictions: Direct contact of the spray with the asparagus may result in serious crop injury. Select and use recommended types of spray equipment for postemergence postharvest applications. A directed spray is any application where the spray pattern is aligned in such a way as to avoid direct contact of the spray with the crop. A shielded spray is any application where a physical barrier is positioned and maintained between the spray and the crop to prevent contact of spray with the crop.

Cereal and Grain Crops

Labeled crops: Barley, buckwheat, millet (pearl, proso), oats, rice, teosinte, triticale, wheat (all types), wild rice.

Types of applications: Those listed in the "ANNUAL AND PERENNIAL CROPS" section of this label plus the following: Red rice control prior to planting rice, spot treatment (except rice), wiper applicators over-the-top (wheat and feed barley only), preharvest (wheat and feed barley only), for barnyardgrass control (*Echinochloa crus-galli*) in rice using renovation treatments in California only.

Do not treat rice fields or levees when field contains floodwater.

Preplant, Pre-emergence and At-planting

Use instructions: This product may be applied before, during or after planting of cereal crops. Applications

must be made prior to emergence of the crop.

Red Rice Control Prior to Planting Rice

Use instructions: Apply 2.25 pts. of this product in 5 to 10 gallons of water per acre. Flush fields prior to application to obtain uniform germination and stand of red rice. Make application when the majority of red rice plants are in the 2-leaf stage and no more than 4 inches tall. Red rice plants with less than 2 true leaves may be only partially controlled.

Precautions, restrictions: Avoid spraying during low humidity conditions, as reduced control may result. DO NOT TREAT RICE FIELDS OR LEVEES WHEN THE FIELDS CONTAIN FLOODWATER. DO NOT RE-FLOOD TREATED FIELDS FOR 8 DAYS FOLLOWING APPLICATION.

Spot Treatment (except rice)

Use instructions: This product may be applied as a spot treatment in cereal crops. Apply this product before heading in small grains.

Precautions, restrictions: Do not treat more than 10% of the total field area to be harvested. The crop receiving spray in the treated area will be killed. Take care to avoid drift or spray outside the target area for the same reason.

Wiper Applications (wheat and feed barley only)

Use instructions: Wiper applications may be used in wheat or feed barley. To control common rye or cereal rye, apply after the weeds have headed and achieved maximum growth, when the rye is at least 6 inches above the wheat crop.

Precautions, restrictions: Allow at least 35 days between application and harvest. Do not use roller applicators.

Preharvest (wheat and feed barley only)

Use instructions: This product provides weed control when applied prior to the harvest of wheat and feed barley. For wheat, apply after the hard-dough stage of grain (30% or less grain moisture). For feed barley, apply after the hard-dough stage and when the grain contains 20 percent moisture or less. Stubble may be grazed immediately after harvest.

This product may be applied using either aerial or ground spray equipment. For ground applications, apply this product in 10 to 20 gallons of water per acre. For aerial applications, apply this product in 3 to 10 gallons of water per acre.

Precautions, restrictions: Do not apply more than 1.5 pts. of this product per acre. Allow 7 days between application and harvest or grazing. Do not apply to wheat or barley grown for seed, as a reduction in germination or vigor may occur.

Postharvest

Use instructions: This product may be applied after harvest of cereal crops. Higher rates may be required for control of large weeds that were growing in the crop at the time of harvest. Tank mixtures with 2,4-D or dicamba may be used.

Precautions, restrictions: For any crop not listed on this label, applications must be made at least 30 days prior to planting the next crop. Allow a minimum of 7 days between treatment and harvest or feeding of treated vegetation.

South Dakota Only

For nonselective control of listed annual weeds in small grain cropping systems

Use instructions: For ground applications, use 3 to 5 gallons of water per acre. For aerial applications, use 2 to 3 gallons of water per acre.

Precautions, restrictions: The likelihood of injury occurring from the use of this product is greatest when winds are gusty or in excess of 5 miles per hour, or when other conditions, including lesser wind velocities, will allow spray drift to occur. Adjust boom height on ground equipment to prevent streaked, overlapped, or uneven applications. Avoid spraying when weeds are subject to moisture stress, when dust is on foliage, or when straw canopy covers the weeds.

California Only

Barnyardgrass control (*Echinochloa crus-galli*) in rice using renovation treatments

Use instructions: This product may be applied as a renovation treatment in rice crops to control barnyardgrass infestations using ground broadcast spray or hand-held equipment. Renovation is defined as herbicide treatment that will produce crop and weed destruction in an entire field or contiguous area treated within a field. Follow the application methods and recommended treatment rates in this label.

Precautions, restrictions: The crop receiving spray in the treated area will be killed. Take care to avoid drift or spray outside target area for the same reason. The rice straw and stubble from the treated area, including a 25-foot buffer zone on all sides, shall not be used for grazing, animal bedding or any feed purposes.

No aerial applications are permitted for rice renovation.

Corn

Types of corn: Field corn, seed corn, sweet corn and popcorn.

Types of applications: Those listed in the "ANNUAL AND PERENNIAL CROPS" section of this label plus the following: Spot treatment, preharvest.

For Roundup Ready corn, see the "ROUNDUP READY CROPS" section of this label.

Preplant, Pre-emergence and At-planting

Use instructions: This product may be applied alone or in a tank mixture before, during or after planting corn. Applications must be made prior to emergence of the crop.

The following tank mixtures may be applied before, during or after planting in conventional tillage systems, into a cover crop, established sod or in previous crop residue.

Apply these tank mixtures in 10 to 20 gallons of water or 10 to 60 gallons of nitrogen solution per acre:

2,4-D	DUAL [®] MAGNUM [®]	LASSO [®] / ALACHLOR
ATRAZINE	DUAL II MAGNUM	LINEX [®] / LOROX [®]
AXIOM [®]	CHARGER MAX [®]	MARKSMAN [®]
BALANCE [®]	EPIC [®]	MICRO-TECH [®]
BANVEL [®] / CLARITY [®]	FRONTIER [®] / OUTLOOK [®]	PROWL [®]
BICEP [®] MAGNUM [®]	FULTIME [™]	PYTHON [®]
BICEP II MAGNUM	GUARDSMAN [®] / LEADOFF [®]	SIMAZINE
BULLET [®]	HARNESS [®]	SURPASS [®]
DEGREE [™]	HARNESS XTRA	SURPASS 100
DEGREE XTRA [™]	HARNESS XTRA 5.6L	TOPNOTCH [™]
DISTINCT [®]	LARIAT [®]	

For improved burndown, this product may be tank mixed with 2,4-D or dicamba.

Annual weeds: For difficult-to-control weeds such as fall panicum, barnyardgrass, crabgrass, shattercane and broadleaf signalgrass up to 2 inches tall, and Pennsylvania smartweed up to 6 inches tall, apply this product at 1.5 pints per acre in these tank mixtures. For other labeled annual weeds, apply 12 to 18 fl. oz. of this product per acre when weeds are less than 6 inches tall, and 1.5 to 2.25 pints when weeds are over 6 inches tall. When using nitrogen solutions as the carrier, use rate may need to be increased for acceptable weed control.

Precautions, restrictions: Applications of 2,4-D or dicamba must be made at least 7 days prior to planting.

For southern states, do not apply in nitrogen solutions to tough-to-control grasses such as barnyardgrass, fall panicum, broadleaf signalgrass, annual ryegrass and any perennial weeds. The area covered by this recommendation includes from Route 50 South in Illinois and Indiana and the following states: Alabama,

Arkansas, Delaware, Florida, Georgia, Kentucky, Louisiana, Maryland, Mississippi, New Jersey, North Carolina, Oklahoma, South Carolina, Tennessee, Texas, Virginia and West Virginia.

THE TANK MIX RECOMMENDATIONS IN THIS SECTION ARE NOT REGISTERED IN CALIFORNIA.

Hooded Sprayers

Use instructions: This product may be used through hooded sprayers for weed control between the rows of corn (all), including field corn, sweet corn and popcorn. Only hooded sprayers that completely enclose the spray pattern may be used. See additional instruction for the use of hooded sprayers in the "SELECTIVE EQUIPMENT" section of this label.

Precautions, restrictions: Corn must be at least 12 inches tall, measured without extending leaves. Contact of this product in any manner to any vegetation to which treatment is not intended may cause damage. Such damage shall be the sole responsibility of the applicator. Do not apply more than 1.5 pts. of this product per acre for each application and no more than 4.5 pts. per acre per year for hooded sprayer applications.

Spot Treatment

Use instructions: For spot treatments, apply this product prior to silking of corn.

Precautions, restrictions: Do not treat more than 10 percent of total field area to be harvested. The crop receiving spray in the treated area will be killed. Take care to avoid drift or spray outside target area for the same reason.

Preharvest

Use instructions: Make applications at 35% grain moisture or less. Ensure that maximum kernel fill is complete and the corn is physiologically mature (black layer formed). For ground applications, apply up to 4.5 pts. of this product per acre. For aerial applications, apply up to 3 pts. of this product per acre.

Precautions, restrictions: Preharvest application is not recommended for corn grown for seed, as a reduction in germination or vigor may occur. Allow a minimum of 7 days between application and harvest.

Postharvest

Use instructions: This product may be applied after harvest of corn. Higher rates may be required for control of large weeds which were growing in the crop at the time of harvest. Tank mixtures with 2,4-D or dicamba may be used.

Precautions, restrictions: Allow a minimum of 7 days between treatment and harvest or feeding of treated vegetation.

Cotton

Types of applications: Those listed in the "ANNUAL AND PERENNIAL CROPS" section of this label plus the following: Selective equipment, spot treatment, preharvest.

For Roundup Ready cotton, see the "ROUNDUP READY CROPS" section of this label.

Preplant, Pre-emergence, and At-planting

Use instructions: This product may be applied before, during or after planting cotton. Applications must be made prior to emergence of the crop.

Hooded Sprayer, Selective Equipment

Use instructions: This product may be applied through hooded sprayers, recirculating sprayers, shielded applicators or wiper applicators in cotton. Allow at least 7 days between application and harvest.

Precautions, restrictions: See the "SELECTIVE EQUIPMENT" part of the "APPLICATION EQUIPMENT AND TECHNIQUES" section of this label for information on proper use and calibration of this equipment.

Spot Treatment

Use instructions: For spot treatments, apply this product prior to boll opening of cotton.

Precautions, restrictions: Do not treat more than 10 percent of the total field area to be harvested. The

crop receiving the spray in the treated area will be killed. Take care to avoid drift or spray outside target area for the same reason.

Preharvest

Use instructions: This product provides weed control and cotton regrowth inhibition when applied prior to harvest of cotton. For weed control, apply at rates given in the annual, perennial and woody brush tables of this label. For cotton regrowth inhibition, apply 0.75 to 3 pts. of this product per acre.

Up to 3 pts. of this product may be applied using either aerial or ground spray equipment. Apply after sufficient bolls have developed to produce the desired yield of cotton. Applications made prior to this time could affect maximum yield potential.

This product may be tank mixed with DEF® 6, Folex®, Ginstar® or Prep™ to provide additional enhancement of cotton leaf drop.

Precautions, restrictions: Allow a minimum of 7 days between application and harvest of cotton. Preharvest application is not recommended for cotton grown for seed, as a reduction in germination or vigor may occur. THE USE OF ADDITIVES FOR PREHARVEST APPLICATION OF THIS PRODUCT TO COTTON IS PROHIBITED.

Fallow Systems

Types of applications: Chemical fallow, preplant fallow beds, aid-to-tillage.

Chemical Fallow

Use instructions: This product may be applied during the fallow period prior to planting or emergence of any crop listed on this label. This product may be used as a substitute for tillage to control annual weeds in fallow fields. Also, broadcast or spot treatments will control or suppress many perennial weeds in fallow fields. Ground or aerial application equipment may be used. Tank mixtures with 2,4-D and dicamba may be used. Applications up to 3 pts. per acre may be made by aerial application in fallow sites where there is sufficient buffer to prevent injury due to drift onto adjacent crops.

Precautions, restrictions: For any crop not listed on this label, applications must be made at least 30 days prior to planting. DO NOT APPLY DICAMBA TANK MIXTURES BY AIR IN CALIFORNIA.

Refer to specific product labels for crop rotation restrictions and cautionary statements of all products used in tank mixtures. Some crop injury may occur if dicamba is applied within 45 days of planting.

Preplant Fallow Beds

Use instructions: This product may be applied to fallow beds prior to planting or emergence of any crop listed on this label. For any crop not listed on this label, applications must be made at least 30 days prior to planting. This product will control weeds listed in the annual, perennial and woody brush tables of this label.

In addition, 9 fluid ounces of this product plus 2 to 3 ounces of Goal™ 2XL per acre will control the following weeds with the maximum height or length indicated: 3" – common cheeseweed, chickweed, groundsel; 6" – London rocket, shepherd's purse.

12 fluid ounces of this product plus 2 to 3 ounces of Goal 2XL per acre will control the following weeds with the maximum height or length indicated: 6" – common cheeseweed, groundsel, marestail (*Conyza canadensis*), 12" – chickweed, London rocket, shepherd's purse.

Aid-to-Tillage

Use instructions: This product may be used in conjunction with tillage practices in fallow systems or preplant to labeled crops to control downy brome, cheat, volunteer wheat, tansy mustard and foxtail. Apply 9 fluid ounces of this product in 3 to 10 gallons of water per acre. Make applications before weeds

are 6 inches in height. Application must be followed by conventional tillage practices no later than 15 days after treatment and before regrowth occurs. Allow at least 1 day after application before tillage.
Precautions, restrictions: Tank mixtures with residual herbicides may result in reduced performance.

Grain Sorghum (Milo)

Type of applications: Those listed in the "ANNUAL AND PERENNIAL CROPS" section of this label plus the following: Spot treatment, over-the-top wiper applicators, preharvest.

Preplant, Pre-emergence, At-planting

Use instructions: This product may be applied alone or in a tank mixture before, during or after planting grain sorghum. Applications must be made prior to emergence of the crop.

Apply these tank mixtures in 10 to 20 gallons of water or 10 to 60 gallons of nitrogen solution per acre:

ATRAZINE	DUAL II MAGNUM	MICRO-TECH
BICEP II MAGNUM	LARIAT	CHARGER MAX®
BULLET	LASSO	

For difficult to control annual weeds such as fall panicum barnyardgrass, crabgrass, shattercane and broadleaf signalgrass up to 2 inches tall, and Pennsylvania smartweed up to 6 inches tall, apply this product at 1.5 pints per acre in these tank mixtures. For other labeled annual weeds, apply 1 to 1.5 pints of this product per acre when weeds are less than 6 inches tall, and 1.5 to 2.25 pints when weeds are over 6 inches tall. When using nitrogen solutions as the carrier, the use rate may need to be increased for acceptable weed control.

Spot Treatment and Over-the-top Wiper Applications

Use instructions: This product may be applied as a spot treatment in grain sorghum. Make spot treatments before heading of milo. This product may be applied with wiper applicators to control or suppress the weeds listed under "Wiper Applicators" in the "SELECTIVE EQUIPMENT" section of this label.

Precautions, restrictions: For spot treatment, do not treat more than 10 percent of the total field area to be harvested. The crop receiving spray in treated area will be killed. Take care to avoid drift or spray outside target area for the same reason.

For wiper applicators, allow at least 40 days between application and harvest. Do not use roller applicators. Do not feed or graze treated milo fodder. Do not ensile treated vegetation.

Hooded Sprayers

Use instructions: This product may be used through hooded sprayers for weed control between the rows of milo. Only hooded sprayers that completely enclose the spray pattern may be used. See additional instruction for the use of hooded sprayers in the "SELECTIVE EQUIPMENT" section of this label.

Crop injury may occur when the foliage of treated weeds comes into direct contact with leaves of the crop. Do not apply this product when the leaves of the crop are growing in direct contact with weeds to be treated. Droplets, mist, foam or splatter of the herbicide solution may contact the crop and cause discoloration, stunting or destruction.

Precautions, restrictions: Milo must be at least 12 inches tall, measured without extending leaves. Treat before milo sends tillers between the drill rows. If such tillers are contacted with the spray solution, the main plant may be killed. Contact of this product in any manner to any vegetation to which treatment is not intended may cause damage. Such damage shall be the sole responsibility of the applicator. Do not graze or feed milo forage or fodder following applications of this product through hooded sprayers. Do not apply more than 1.5 pts. of this product per acre per application and no more than 4.5 pts. per acre per year for hooded sprayer applications.

Preharvest

Use instructions: Make applications at 30% grain moisture or less.

Precautions, restrictions: Do not apply more than 3 pts. of this product per acre. As with other herbicides that cause sudden plant death, avoid preharvest applications of this product to milo infected with charcoal rot as lodging can occur. Allow a minimum of 7 days between application and harvest of sorghum. Preharvest application is not recommended for sorghum grown for seed, as a reduction in germination or vigor may occur. The use of this product for preharvest grain sorghum (milo) is not registered in California.

Postharvest

Use instructions: This product may be applied after harvest of grain sorghum. Higher rates may be required for control of large weeds that were growing in the crop at the time of harvest. Tank mixtures with 2,4-D or dicamba may be used.

This product may be applied to grain sorghum (milo) stubble following harvest to suppress or control regrowth. Apply 1.5 pts. of this product per acre for control, or 1 pint of this product per acre for suppression.

Precautions, restrictions: Allow a minimum of 7 days between treatment and harvest or feeding of treated vegetation.

Herbs

Labeled crops: Peppermint, spearmint.

Types of applications: Those listed in the "ANNUAL AND PERENNIAL CROPS" section of this label plus the following: Over-the-top wiper application, and spot treatment.

Over-the-top Wiper Applicators or Spot Treatments

Use instructions: This product may be used as a spot treatment or wiper application in spearmint and peppermint. Apply spot treatments on a spray-to-wet basis with hand-held equipment, such as backpack and knapsack sprayers, pump-up pressure sprayers, handguns, handwands or any other hand-held or motorized spray equipment used to direct the spray solution onto a limited area. In wiper applications, the applicator should be adjusted so that the wiper contact point is at least 2 inches above the crop. Weeds should be a minimum of 6 inches taller than the crop.

Precautions, restrictions: Allow at least 7 days between application and harvest. Further applications may be made in the same area at 30-day intervals. In spot treatment applications, no more than 10 percent of the total field area to be harvested should be treated at one time. The crop receiving spray in the treated area will be killed. Take care to avoid drift or spray outside the target area for this reason. In wiper applications, contact of the herbicide solution with the crop may result in damage or destruction.

Peanuts

Types of applications: Those listed in the "ANNUAL AND PERENNIAL CROPS" section of this label plus the following: General weed control, site preparation.

General Weed Control, Site Preparation

Use instructions: This product may be applied for general weed control or for site preparation prior to planting or transplanting peanuts.

Pineapple

Types of applications: Those listed in the "ANNUAL AND PERENNIAL CROPS" section of this label plus the following: General weed control, site preparation.

General Weed Control, Site Preparation

Use instructions: This product may be applied for general weed control or for site preparation prior to planting or transplanting pineapples.

Precautions, restrictions: Do not feed or graze treated pineapple forage following application.

Soybeans

Types of applications: Those listed in the "ANNUAL AND PERENNIAL CROPS" section of this label plus the following: Spot treatment, preharvest, and selective equipment.

For Roundup Ready soybeans, see the "ROUNDUP READY CROPS" section of this label.

Preplant, At-planting and Pre-emergence

Use instructions: This product may be applied alone or in a tank mixture before, during or after planting soybeans. Applications must be made prior to emergence of the crop.

Apply the following tank mixtures in 10 to 20 gallons of water per acre:

AIM™	DUAL MAGNUM	LOROX PLUS®
AMPLIFY™	DUAL II MAGNUM	PROWL
ASSURE® II	FIRSTRATE™	PURSUIT®
AUTHORITY®	FLEXSTAR®	PURSUIT PLUS®
BOUNDARY™	FRONTIER / OUTLOOK	REFLEX®
CANOPY®	FUSION™	SCEPTER®
CANOPY XL®	GAUNTLET™	SENCOR®
COMMAND®	LASSO / ALACHLOR	SQUADRON®
COMMAND XTRA®	LINEX	STEEL®
DOMAIN®	LOROX / LINURON	VALOR®
CHARGER MAX®		

For improved burndown, this product may be tank mixed with 2,4-D or 2,4-DB. See the 2,4-D label for intervals between application and planting.

Annual weeds: For difficult-to-control weeds such as fall panicum, barnyardgrass, crabgrass, shattercane and broadleaf signalgrass up to 2 inches tall, and Pennsylvania smartweed up to 6 inches tall, apply this product at 1.5 pints per acre in these tank mixtures. For other labeled annual weeds, apply 1 to 1.5 pints of this product per acre when weeds are less than 6 inches tall, and 1.5 to 2.25 pints when weeds are over 6 inches tall.

Precautions, restrictions: THE TANK MIX RECOMMENDATIONS IN THIS SECTION ARE NOT REGISTERED IN CALIFORNIA.

Spot Treatment

Use instructions: For spot treatments, apply this product prior to initial pod set in soybeans.

Precautions, restrictions: Do not treat more than 10% of the total field area to be harvested. The crop receiving spray in the treated area will be killed. Take care to avoid drift or spray outside target area for the same reason.

Preharvest

Use instructions: This product provides weed control when applied prior to harvest of soybeans.

Apply at rates given in the annual, perennial and woody brush and trees rate tables. This product may be applied using either aerial or ground spray equipment. Apply after pods have set and lost all green color. Care should be taken to avoid excessive seed shatter loss due to ground application equipment.

Precautions, restrictions: Do not apply more than 3.75 quarts per acre of this product for preharvest applications. Do not apply more than 3 pts. per acre of this product by air. Allow a minimum of 7 days between application and harvest of soybeans. Do not graze or harvest treated hay or fodder for livestock feed within 25 days of last preharvest application. (If the application rate is 1.5 pints per acre or lower, the grazing restriction is reduced to 14 days after last preharvest application.) Preharvest application is not recommended for soybeans grown for seed as a reduction in germination or vigor may occur.

Selective Equipment

Use instructions: This product may be applied through recirculating sprayers, shielded applicators, hooded sprayers, wiper applicators or sponge bars in soybeans. Allow at least 7 days between application and harvest.

Precautions, restrictions: See the "SELECTIVE EQUIPMENT" part of the "APPLICATION EQUIPMENT AND TECHNIQUES" section of this label for information on proper use and calibration of this equipment.

Sugar Beet *

TYPES OF APPLICATIONS: Preplant, At-Planting, Preemergence, Postemergence (In-crop)

ANNUAL MAXIMUM ALLOWABLE APPLICATION RATES

Combined total per year for all application	6 quarts per acre
Preplant, Preemergence applications	3.75 quarts per acre
Emergence to 8 leaf stage	1.875 quarts per acre
Between 8 leaf stage and canopy closure	1.5 quarts per acre

GENERAL PRECAUTIONS, RESTRICTIONS: See the "ROUNDUP READY CROPS" section of this label for general precautionary instructions for use in Roundup Ready crops. Tank mixtures of this product with herbicides, insecticides or fungicides may result in crop injury or reduced weed control.

Preplant, At-Planting, Preemergence

USE INSTRUCTIONS: This product may be applied before, during or after planting of Roundup Ready sugar beets.

PRECAUTIONS, RESTRICTIONS: Maximum quantity of this product that may be applied for all preplant, at-planting and preemergence applications combined is 3.75 quarts per acre per season.

Postemergence (In-crop)

USE INSTRUCTIONS: This product may be applied over the top of Roundup Ready sugar beets for control of annual grasses and broadleaf weeds from emergence to 30 days prior to harvest. To maximize yield potential, spray sugar beets early to eliminate competing weeds. Up to 4 sequential applications of this product may be made with at least 10 days between applications. This product will control or suppress most perennial weeds. For some perennial weeds, repeat applications may be required to eliminate crop competition throughout the growing season.

RESTRICTIONS: Follow all general precautionary instructions for use in Roundup Ready crops.

- The combined total application from crop emergence through harvest must not exceed 3.375 quarts per acre.
- The maximum rate for any single application between emergence to the 8 leaf stage is 2.25 pts. per acre.
- The maximum rate for any single application between the 8 leaf stage and canopy closure is 1.5 pts. per acre.
- Allow a minimum of 30 days between last application and sugar beet harvest.

- For any crop NOT listed in the "CROPS" section of this label booklet, applications must be at least 30 days prior to planting.

*This product is not registered by California for use on sugar beet.

Sugarcane

Types of applications: Those listed in the "ANNUAL AND PERENNIAL CROPS" section of this label plus the following: Spot treatment.

Preplant, At-planting and Pre-emergence

Use instructions: This product may be applied in or around sugarcane fields or in fields prior to the emergence of plant cane.

Precautions, restrictions: Do not apply to vegetation in or around ditches, canals or ponds containing water to be used for irrigation.

Spot Treatment

Use instructions: This product may be applied as a spot treatment in sugarcane. For control of volunteer or diseased sugarcane, make a 1% solution of this product in water and spray to wet foliage of vegetation to be controlled. Volunteer or diseased sugarcane should have at least 7 new leaves.

Precautions, restrictions: Avoid spray contact with healthy cane plants since severe damage or destruction may result. Do not feed or graze treated sugarcane foliage following application.

Fallow Treatments

Use instructions: This product may be used as a replacement for tillage in fields that are lying fallow between sugarcane crops. This product may also be used to remove the last stubble of ratoon cane. For removal of last stubble of ratoon cane, apply 3 to 3.75 quarts of this product in 10 to 40 gallons of water per acre to new growth having at least 7 new leaves. Allow 7 or more days after application before tillage. Ground or aerial application equipment may be used. Applications up to 4.5 pts. per acre may be made by aerial application in fallow sites where there is sufficient buffer to prevent injury due to drift onto adjacent crops. Tank mixtures with 2,4-D and dicamba may be used.

Hooded Sprayers

Use instructions: This product may be used through hooded sprayers for weed control between rows of sugarcane. See the "APPLICATION EQUIPMENT AND TECHNIQUES" section of this label for additional use instructions.

Precautions, restrictions: Do not allow treated weeds to come in contact with the crop. Droplets, mist, foam or splatter of the herbicide solution settling on the crop may result in discoloration, stunting or destruction. SUCH DAMAGE SHALL BE THE SOLE RESPONSIBILITY OF THE APPLICATOR.

Sunflowers

Types of applications: Those listed in the "ANNUAL AND PERENNIAL CROPS" section of this label.

Use instructions: This product may be applied before, during or after planting sunflowers. Applications must be made prior to the emergence of the crop.

A tank mixture with Prowl may be applied before, during or after planting in conventional tillage systems, into a cover crop, established sod or in previous crop residue.

Precautions, restrictions: Do not apply more than 1.5 pts. of this product per acre for sunflowers. Make only one preplant or pre-emergent application per year. Do not feed or graze sunflower forage following application of this product.

Vegetable Crops

Labeled crops: Amaranth, arugula, artichoke (Jerusalem), beans (all), beet greens, garden beets, broccoli (all), Brussels sprouts, cabbage (all), cabbage (Chinese), cantaloupe, cardoon, cavalo broccolo, carrot, cauliflower, casaba melon, celery, celery (Chinese), celeriac, celtuce, chard (Swiss), chayote, chervil, chick peas, chicory, chrysanthemum, collards, corn salad, creshaw melon, cress, cucumber, dandelion, dock (sorrel), eggplant, endive, fennel (Florence), garlic, gherkin, ginseng, gourds, ground cherry, guar, honeydew melon, honey ball melon, horseradish, kale, kohlrabi, leek, lentils, lettuce, mango melon, melons (all), mizuna, muskmelon, mustard greens, okra, onion, oriental radish, parsley, parsnips, peas (all), pepinos, pepper (all), Persian melon, potato (Irish), pumpkin, purslane, radish, rape greens, rhubarb, rutabaga, salsify, shallot, spinach (all), mustard spinach, squash (summer, winter), sugar beets, sweet potato, tomatillo, tomato, turnip, watercress, watermelon, yams.

Types of applications: Chemical fallow, preplant fallow beds, preplant, pre-emergence, prior to transplanting vegetables, at-planting, selective equipment in row middles (hooded or shielded sprayers, or wiper applicators), directed applications (in nonbearing ginseng), over-the-top wipers (rutabagas only).

Precautions, restrictions: When applying this product prior to transplanting or direct-seeding crops into plastic mulch, care must be taken to remove residues of this product, which can cause crop injury, from the plastic prior to transplanting. Residues must be removed by a single 0.5 inch application of water, either by natural rainfall event or via a sprinkler system. Applications made at emergence will result in injury or death to emerged seedlings.

For the following crops, apply only prior to planting. Allow at least 3 days between application and planting of cantaloupe, casaba melon, creshaw melon, cucumber, eggplant, garlic, gherkin, gourds, ground cherry, honeydew melon, honey ball melon, mango melon, melons (all), muskmelon, pepper (all), Persian melon, pumpkin, squash (summer, winter), tomatillo, tomato, watercress, and watermelon.

Nonbearing ginseng: This product may be used for general weed control in established nonbearing ginseng. Direct applications so that there is no contact of this product with the ginseng plant. Applications may be made with boom equipment, CDA, shielded sprayers, hand-held and high-volume wands, lances, orchard guns or with wiper application equipment. Applications must be made at least one year prior to harvest. Extreme care must be exercised to avoid contact of herbicide solution, spray drift or mist with foliage or green bark of trunk, branches, suckers, fruit or other parts of desirable plants. Contact of this product with other than matured brown bark can result in serious crop damage.

Wiper applicators may be used over-the-top in rutabagas. Allow at least 14 days between application and harvest.

TREE, VINE AND SHRUB CROPS (Alphabetical)

NOTE: THIS SECTION GIVES GENERAL DIRECTIONS THAT APPLY TO ALL CITRUS CROPS, TREE FRUITS, TREE NUTS, VINE AND SHRUB CROPS GROUPED ALPHABETICALLY BELOW. SEE THE INDIVIDUAL CROP SECTIONS FOR INSTRUCTIONS, PREHARVEST INTERVALS, PRECAUTIONS AND RESTRICTIONS FOR SPECIFIC CROPS.

Types of applications: Preplant (site preparation) broadcast sprays, general weed control, middles (between rows of trees, vines or bushes), strips (within rows of trees, vines or bushes), selective equipment such as shielded sprayers and wiper treatments (except kiwi), perennial grass suppression, directed sprays, spot treatments, cut stump.

Applications may be made with boom equipment, CDA equipment, shielded sprayers, hand-held and high-volume wands, lances, orchard guns or with wiper applicator equipment, except as directed.

General Use Instructions:

This product may be applied in middles, strips or for general weed control in established citrus groves, tree fruit and tree nut groves, orchards, berries and vineyards. It may also be used for site preparation

prior to planting or transplanting of these crops. Apply 0.75 pint to 3.75 quarts per acre according to the "ANNUAL WEEDS RATE TABLE" and "PERENNIAL WEEDS RATE TABLE" sections of this label. Utilize rates at the higher end of the recommended rate range when weeds are stressed, growing in dense populations or are greater than 12 inches tall. Repeat applications may be made up to a maximum of 7.95 quarts per acre per year.

The maximum use rates stated throughout this products labeling apply to this product combined with the use of all other herbicides containing glyphosate or sulfosate as the active ingredient, whether applied as mixtures or separately. Calculate the application rates and ensure that the total use of this and other glyphosate or sulfosate containing products does not exceed stated maximum use rate.

General Precautions, Restrictions:

Extreme care must be exercised to avoid contact of herbicide solution, spray, drift or mist with foliage or green bark of trunk, branches, suckers, fruit or other parts of trees, canes and vines. Avoid applications when recent pruning wounds or other mechanical injury has occurred. Contact of this product with other than matured brown bark can result in serious crop damage or destruction. Only shielded or directed sprayers may be used in crops with potential for crop contact, and then only where there is sufficient clearance. For applications in strips (within rows of trees), only selective equipment (directed sprays, hooded sprayers, shielded applicators, or wipers) should be used to minimize the potential for leakage or drift of herbicide sprays onto crops. For berry crops, hooded or shielded sprayers must be fully enclosed including top, sides, front and back. Only wiper or shielded applicators capable of preventing all contact with crop may be used. See "APPLICATION EQUIPMENT AND TECHNIQUES" section of this label for additional directions and precautions.

Allow a minimum of 3 days between application and transplanting.

Middles (between rows)

Use instructions: This product will control or suppress annual and perennial weeds and ground covers growing between the rows of labeled tree and vine crops. If weeds are under drought stress, irrigate prior to application. Reduced control may result if weeds have been mowed prior to application.

Tank mixtures: A tank mixture of this product plus Goal 2XL may be used for annual weeds in middles between rows of citrus crops, tree fruits, tree nuts and vine crops. This mixture is recommended when weeds are stressed or growing in dense populations. 12 to 24 fl. oz/A of this product plus 3 to 12 oz/A of Goal 2XL will control annual weeds with a maximum height or diameter of 6 inches, including crabgrass, common groundsel, junglerice, common lambsquarters, redroot pigweed, London rocket, common ryegrass, shepherd's purse, annual sowthistle, filaree (suppression), horseweed/marestail (*Conyza canadensis*), stinging nettle and common purslane (suppression). 12 to 24 fl. oz/A of this product plus 3 to 12 oz/A of Goal 2XL will control common cheeseweed (malva) or hairy fleabane (*Conyza bonariensis*) with a maximum height or diameter of 3 inches.

Strips (in rows)

Use instructions: This product may be applied in rows of tree or vine crops and may also be tank mixed with the following products:

DEVRIOL® 50 DF	PRINCEP® CALIBER® 90
DIREX® 4 L	SIMAZINE 4 L
GOAL 2XL	SIMAZINE 80W
KARMEX DF	SIM-TROL™ 4L
KROVAR I	SOLICAM® DF
KROVAR II	SURFLAN™ AS
PROWL	SURFLAN 75W

Do not apply these tank mixtures in Puerto Rico.

Refer to individual product labels for specific crops, rates, geographic restrictions and precautionary statements.

Perennial Grass Suppression

This product will suppress perennial grasses such as bahiagrass, bermudagrass, tall fescue, orchardgrass, Kentucky bluegrass, and quackgrass that are grown as ground covers in tree and vine crops.

For suppression of tall fescue, fine fescue, orchardgrass and quackgrass, apply 6 fluid ounces of this product in 10 to 20 gallons of water per acre.

For suppression of Kentucky bluegrass covers, apply 4.5 fluid ounces of this product per acre. Do not add ammonium sulfate.

For best results, mow cool season grass covers in the spring to even their height and apply this product 3 to 4 days after mowing.

For suppression of vegetative growth and seedhead inhibition of bahiagrass for approximately 45 days, apply 4.5 fluid ounces of this product in 10 to 25 gallons of water per acre. Apply 1 to 2 weeks after full green-up or after mowing to a uniform height of 3 to 4 inches. This application must be made prior to seedhead emergence.

For suppression up to 120 days, apply 3 fluid ounces of this product per acre, followed by an application of 1.5 to 3 fluid ounces per acre about 45 days later. Make no more than 2 applications per year.

For burndown of bermudagrass, apply 1.5 to 3 pts. of this product in 3 to 20 gallons of water per acre. Use this treatment only if reduction of the bermudagrass stand can be tolerated. When burndown is required prior to harvest, allow at least 21 days to ensure sufficient time for burndown to occur.

For suppression of bermudagrass, apply 4.5 to 12 fluid ounces of this product per acre east of the Rocky Mountains and 12 fluid ounces of this product to the west of the Rocky Mountains. Apply in a total spray volume of 3 to 20 gallons per acre, no sooner than 1 to 2 weeks after full green-up. If the bermudagrass is mowed prior to application, maintain a minimum of 3 inches in height. Sequential applications may be made when regrowth occurs and bermudagrass injury and stand reduction can be tolerated. East of the Rocky Mountains, rates of 4.5 to 7.5 fluid ounces per acre should be used in shaded conditions or where lesser degree of suppression is desired.

Cut Stump (tree crops)

Use instructions: Cut stump applications of this product may be made during site preparation or site renovation, prior to transplanting tree crops. This product will control regrowth of cut stumps and resprouts of many types of tree species, some of which are listed below.

Citrus trees: Calamondin, chironja, citron, citrus hybrids, grapefruit, kumquat, lemon, lime, mandarin (tangerine), orange (all), pummelo, tangelo, tangor.

Fruit trees: Apple, apricot, cherry (sweet, sour), cabapple, loquat, mayhaw, nectarine, olive, peach, pear, plum / prune (all), quince.

Nut trees: Almond, beechnut, Brazil nut, butternut, cashew, chestnut, chinquapin, filbert (hazelnut), hickory nut, macadamia, pecan, pistachio, walnut (black, English).

Apply this product using suitable equipment to ensure coverage of the entire cambium. Cut trees or resprouts close to the soil surface. Apply a 50 to 100% solution of this product to the freshly cut surface immediately after cutting. Delays in application may result in reduced performance. For best results, applications should be made during periods of active growth and full leaf expansion.

PRECAUTIONS, RESTRICTIONS: DO NOT MAKE CUT STUMP APPLICATIONS WHEN THE ROOTS OF ADJACENT DESIRABLE TREES MAY BE GRAFTED TO THE ROOTS OF THE CUT STUMP. INJURY RESULTING FROM ROOT GRAFTING MAY OCCUR IN ADJACENT TREES. Some sprouts, stems, or trees may share the same root system. Adjacent trees having a similar age, height and spacing may signal shared roots. Whether grafted or shared, injury is likely to occur to non-treated stems / trees when one or more trees sharing common roots are treated.

Berry Crops

Labeled crops: Blackberry, blueberry, boysenberry, cranberry, currant, dewberry, elderberry, gooseberry, huckleberry, loganberry, olallieberry, raspberry (black, red), youngberry.

Precautions, restrictions: To avoid damage, herbicide sprays must not be allowed to contact desirable vegetation, including green shoots, canes or foliage. Allow a minimum of 30 days between last application and harvest of cranberries. Allow a minimum of 14 days between last application and harvest of other berry crops. Do not make directed sprays within cranberry bush areas prior to berry harvest.

Spot Treatment in Cranberry Production

Use instructions: Spot treatments may be used to control weeds growing in dry ditches (interior and perimeter) of cranberry production areas. Hand-held sprayer or other appropriate application equipment listed under "APPLICATION EQUIPMENT AND TECHNIQUES" in this label may be used. Drop water level to remove standing water in ditches prior to application. In hand-held sprayers, use 1 to 2% solution of this product. Spray to wet vegetation, not to run-off.

Precautions, restrictions: For treatments after draw down of water in dry ditches, allow 2 or more days after treatment before reintroduction of water to achieve maximum weed control. Apply this product within 1 day after draw down to ensure application to actively growing weeds. Allow a minimum of 30 days between last application and harvest of cranberries. Do not apply this material through the irrigation system. Do not make applications by air. Do not apply directly to water. Use nozzles that emit medium to large-sized droplets to minimize drift in order to avoid crop injury.

Postharvest Treatments in Cranberry Production

Use instructions: Application of this product may be made after the harvest of cranberries to control weeds growing within the field. Best results will be obtained if applications are made to vines that appear dormant (after they have turned red). Hand-held sprayers, wipers, or other appropriate application equipment listed under "APPLICATION EQUIPMENT AND TECHNIQUES" in this label may be used. If using hand-held sprayers, use a 0.375 to 0.75% solution of this product. Spray to wet vegetation, not to run-off. If using hand-held boom sprayers, apply 3 to 6 pts. of this product per acre.

Precautions, restrictions: Make applications only after cranberries have been harvested. Do not treat more than 10% of the total bog. Allow a minimum of 6 months after last application and next harvest of cranberries. Do not apply this product through the irrigation system. Do not make applications by air. Do not apply directly to water. Even though vines appear dormant, contact of the herbicide solution with desirable vegetation may result in damage or severe plant injury. Cranberry plants that are directly sprayed may be killed.

Citrus Crops

Labeled crops: Calamondin, chironja, citron, citrus hybrids, grapefruit, kumquat, lemon, lime, mandarin (tangerine), orange (all), pummelo, tangelo (ugli), tangor.

Florida and Texas only: For burndown or control of the weeds listed below, apply the recommended rates of this product in 3 to 30 gallons of water per acre. Where weed foliage is dense, use 10 to 30 gallons of water per acre.

For goatweed, apply 3 to 4.5 pts. of this product per acre. Apply in 20 to 30 gallons of water per acre when plants are actively growing. Use 3 pts. per acre when plants are less than 8 inches tall and 4.5 pts. when plants are greater than 8 inches tall. If goatweed is greater than 8 inches tall, the addition of Krovar® II or Karmex® may improve control. Refer to the individual product labels for specific crops, rates, geographic restrictions and precautionary statements.

Perennial Weeds

S = Suppression B = Burndown
PC = Partial Control C = Control

Weed Species		Cornerstone® Plus 5 Rate per Acre			
		1.5 PT.	3 PT.	4.5 PT.	7.5 PT.
Bermudagrass		B	-	PC	C
Guineagrass	Texas & Florida Ridge	B	C	C	C
	Florida Flatwoods	-	B	C	C
Paragrass		B	C	C	C
Torpedograss		S	-	PC	C

Precautions, restrictions: Allow a minimum of 1 day between last application and harvest in citrus crops. In citron groves, apply as directed sprays only.

Christmas Trees and Other Non-Food Tree Crops

Labeled crops: Pine, poplar eucalyptus, Christmas trees, and other non-food tree crops.

Post-directed, Spot Treatment, Wipers

Use instructions: This product may be used as a post-directed spray and spot treatment around established poplar, eucalyptus, Christmas trees and other non-food tree crops.

Precautions, restrictions: Care must be exercised to avoid contact of spray, drift or mist with foliage or green bark of established Christmas trees and other pine trees. Desirable plants may be protected from the spray solution by using shields or coverings made of cardboard or other impermeable material. UNLESS OTHERWISE DIRECTED, THIS PRODUCT IS NOT RECOMMENDED FOR USE AS AN OVER-THE-TOP BROADCAST SPRAY IN CHRISTMAS TREES AND OTHER PINE TREES.

Site Preparation

Use instructions: This product may be used prior to planting Christmas trees.

Precautions, restrictions: Precautions should be taken to protect nontarget plants during site preparation applications.

Pome Fruit

Labeled crops: Apple, crabapple, loquat, mayhaw, pear (including oriental pear), quince.

Precautions, restrictions: Allow a minimum of 1 day between last application and harvest in pome crops.

Stone Fruit

Labeled crops: Apricot, cherry (sweet, sour), nectarine, olive, peach, plum/prune (all types).

Precautions, restrictions: Allow a minimum of 17 days between last application and harvest in stone fruit crops. For olive groves, apply as directed sprays only.

Restrictions on Application Equipment

For cherries, any application equipment listed in this section may be used in all states.

Any application equipment listed in this section may be used in apricots, nectarines, peaches and plums/prunes growing in Arizona, California, Colorado, Idaho, Kansas, Kentucky, New Jersey, North Dakota, Oklahoma, Oregon, Texas, Utah and Washington, except for peaches grown in the states specified in the following paragraph. In all other states use wiper equipment only.

For peaches grown in Alabama, Arkansas, Florida, Georgia, Louisiana, Mississippi, North Carolina, South Carolina and Tennessee only, apply with a shielded boom sprayer or shielded wiper applicator, which prevents any contact of this product with the foliage or bark of trees. Apply no later than 90 days after first bloom. Applications made after this time may result in severe damage. Remove suckers and low-hanging limbs at least 10 days prior to application. Avoid applications near trees with recent pruning wounds or other mechanical injury. Apply only near trees that have been planted in the orchard for 2 or more years. **EXTREME CARE MUST BE TAKEN TO ENSURE NO PART OF THE PEACH TREE IS CONTACTED.**

Tree Nuts

Labeled crops: Almond, beechnut, Brazil nut, butternut, cashew, chestnut, chinquapin, coconut, filbert (hazelnut), hickory nut, macadamia, pecan, pistachio, walnut (black, English).

Precautions, restrictions: Allow a minimum of 3 days between last application and harvest of tree nuts, except coconuts. Allow 14 days between application and harvest in coconut.

Tropical and Subtropical Trees and Fruit

Labeled crops: Atemoya, avocado, banana, Barbados cherry (acerola), biriba, blimbe, breadfruit, cacao (cocoa) bean, canistel, carambola (starfruit), cherimoya, coffee, dates, figs, guava, jaboticaba, jackfruit, longan, lychee, mango, marmaladebox (genip), papaya, persimmon, plantain, pomegranate, sapodilla, sapote (black, mamey, white), soursop, sugar apple, tamarind, tea.

Precautions, restrictions: Allow a minimum of 1 day between last application and harvest in banana, guava, papaya and plantain crops. Allow a minimum of 14 days between last application and harvest for any tropical or subtropical tree fruit. Allow a minimum of 28 days between last application and harvest in coffee crops. In coffee and banana, delay applications 3 months after transplanting to allow the new coffee or banana plant to become established.

Bananacide (banana only)

Use instructions: This product may be used to destroy banana plants infected with the Banana Bunchy Top Virus as well as non-infected banana plants to establish disease free buffers around plantations. Remove all fruit from the plants within the treatment area prior to treatment. Inject 0.04 fluid ounce (1 mL) of this product's concentrate per 2 to 3 inches of pseudostem diameter. Make the injection at least one foot above the ground, except for very small plants, which should be injected vertically into the top. Any subsequent regrowth must also be destroyed. All plants and mats (or units) adjacent (within a 4 foot

radius) to a treated mat shall be mechanically destroyed.

For control of the banana bunchy top virus, it is critical that the grower follow a strict control program involving monitoring for diseased plants, spraying to control the aphid vector, and destruction of all infected mats (or units). An infected plant may not show symptoms of the banana bunchy top virus for up to 125 days; therefore, it is critical that the entire mat (or unit) containing the diseased plant be destroyed immediately.

Precautions, restrictions: Do not apply more than 0.5 fluid ounce (15 mL) of this product's concentrate per mat (or unit). Remove all fruit from plants and mats (or units) following injection. Do not allow livestock to consume treated plant materials. Following transplant of new banana plants into treated areas, allow plants to become established for 3 months before applying this product for general weed control.

Vine Crops

Labeled crops: Grapes (raisin, table, wine), kiwi fruit, passion fruit.

Applications should not be made when green shoots, canes or foliage are in the spray zone.

In the Northeast and Great Lakes regions, applications must be made prior to the end of bloom stage of grapes to avoid injury, or make applications with shielded sprayers or wiper equipment.

Precautions, restrictions: Allow a minimum of 14 days between last application and harvest in vine crops. Do not use selective equipment in kiwi.

PASTURE GRASSES, FORAGE LEGUMES AND RANGELANDS

Alfalfa, Clover, and Other Forage Legumes

Labeled crops: Alfalfa, clover, kudzu, lespedeza, lupin, sainfoin, trefoil, velvet bean, vetch (all types).

Types of applications: Dormant (alfalfa only), preplant, pre-emergence, at-planting, spot treatment, wiper applications, renovation, preharvest.

Dormant (alfalfa only)

Use instructions: This product will control or suppress many weeds including quackgrass, downy brome, and cheatgrass in dormant alfalfa. Apply 6 to 9 fl. oz. per acre of this product. Apply in spring to alfalfa that is dormant. Applications should be made after spring temperatures have warmed enough to encourage resumption of weed growth, but prior to initiation of trifoliolate leaf expansion of the alfalfa. Applications made after expansion of the first trifoliolate leaf of the alfalfa will cause growth reduction and reduced crop yield.

Precautions, restrictions: Do not use ammonium sulfate when spraying dormant alfalfa with Cornerstone® Plus 5. Do not use this product where a slight yield reduction in the first cutting of alfalfa cannot be tolerated. Do not make more than one application per year. Allow 36 hours after application before grazing livestock or harvesting. Slight discoloration of the alfalfa may occur, but the alfalfa will regreen and regrow under moist soil conditions as effects of this product wear off. Application of this product can cause crop injury. Any such crop injury is the responsibility of the applicator.

Preplant, Pre-emergence, and At-planting

Use instructions: This product may be applied before, during or after planting crops listed in this section. Applications must be made prior to emergence of the crop.

Precautions, restrictions: Remove domestic livestock before application. The crop may be fed or grazed as soon as it reaches sufficient maturity.

Preharvest

Use instructions: This product may be used in declining stands or any stand where crop injury or

destruction is acceptable. This product will control annual and perennial weeds, including quackgrass, when applied prior to harvest. Applications may be made at any time of the year. For control of quackgrass apply in the spring, late summer or fall when quackgrass is actively growing. Treatments for quackgrass must be followed by deep tillage for complete control.

Precautions, restrictions: Make only one application to an existing crop stand per year. The treated crop and weeds can be harvested and fed to livestock according to the intervals below.

	Maximum Single Application Rate	Minimum Interval Between Application and Harvest / Grazing
Alfalfa	3 pints per acre	36 hours
All other labeled legumes above	2.25 pints per acre	3 days

This application may destroy an alfalfa stand and may severely injure or destroy other labeled crops such as clover. Preharvest application is not recommended for alfalfa grown for seed, as a reduction in germination or vigor may occur.

Spot Treatment or Wiper Applications Over-the-top

Use instructions: This product may be applied as a spot treatment or with wiper applicators. For additional information on wiper applicators, see the "SELECTIVE EQUIPMENT" section of this label. Applications may be made in the same area at 30-day intervals.

Precautions, restrictions: For spot treatment and wiper applications, apply in areas where the movement of domestic livestock can be controlled. No more than 10% of total field area should be treated at one time. Remove domestic livestock before application and wait 3 days after application before grazing livestock or harvesting.

Renovation

Use instructions: This product may be applied as a broadcast spray to renovate existing stands of alfalfa, clover, and other labeled forage legumes. If the crop is to be grazed or harvested for feed, use up to 3 pts. per acre in alfalfa and up to 2.25 pints per acre in other labeled legumes. For complete removal of established stands of clover it may be necessary to use the higher treatment rates listed in the "PERENNIAL WEEDS RATE TABLE" in this label.

Precautions, restrictions: When treatment rates of 3 pts. per acre for alfalfa or 2.25 pints per acre for other forage legumes are used, remove domestic livestock before application and wait 3 days after application before reintroduction. If treatment rates above these levels are necessary, do not graze or harvest treated foliage for livestock feed. Crops listed for treatment in this label may be planted into the treated area at any time; for other crops, wait 30 days between application and planting.

Conservation Reserve Program (CRP)

Types of applications: Renovation (rotating out of CRP), site preparation, postemergence weed control in dormant CRP grasses, wiper applications over-the-top.

Renovation (Rotating out of CRP), Site Preparation

Use instructions: This product may be used to prepare CRP land for crop production. Refer to Federal, state or local use guides for CRP renovation recommendations. For any crop not listed for treatment in this label, applications must be made at least 30 days prior to planting.

Postemergence Weed Control in Dormant CRP Grasses, Wiper Applications Over-the-Top

Use instructions: This product may be used to suppress competitive growth and seed production of undesirable vegetation in CRP acres. Such applications may be made with wiper application equipment or as a broadcast or spot treatment to dormant CRP grasses. For selective applications with broadcast spray equipment, apply 9 to 12 fl. oz. of this product per acre in early spring before desirable CRP grasses, such as crested and tall wheatgrass, break dormancy and initiate green growth. Late fall applications can be made after desirable grasses have reached dormancy.

Precautions, restrictions: Some stunting of CRP perennial grasses will occur if broadcast applications are made when plants are not dormant. No waiting period is required between application and grazing or harvesting for feed. Do not apply more than 4.5 pts. per acre per year onto CRP grasses.

Grass Seed or Sod Production

Labeled crops: Any grass (*Graminea* family) except corn, sorghum, sugarcane and those listed in this label under "Cereal and Grain Crops".

Types of applications: Preplant, pre-emergence, at-planting, renovation, site preparation, shielded sprayers, wiper applications over-the-top, spot treatments, creating rows in annual ryegrass.

Use instructions: This product controls most existing vegetation prior to renovating turf or forage grass areas or establishing turf grass grown for sod. Make applications before, during, or after planting or for renovation. For maximum control of existing vegetation, delay planting to determine if any regrowth from escaped underground plant parts occurs. Where existing vegetation is growing under mowed turfgrass management, apply this product after omitting at least one regular mowing to allow sufficient growth for good interception of the spray. Where repeat treatments are necessary, sufficient regrowth must be attained prior to application. For warm-season grasses, such as bermudagrass, summer or fall applications provide best control. Broadcast equipment may be used to control sod remnants or other unwanted vegetation after sod is harvested.

Precautions, restrictions: Do not disturb soil or underground plant parts before treatment. Tillage or renovation techniques such as vertical mowing, coring or slicing should be delayed for 7 days after application to allow proper translocation into underground plant parts. If application rates total 4.5 pts. per acre or less, no waiting period between treatment and feeding or livestock grazing is required. If the rate is greater than 4.5 pts. per acre, remove domestic livestock before application and wait 8 weeks after application before grazing or harvesting. For any crop not listed for treatment in this label, applications must be made at least 30 days prior to planting. Applications must be made prior to the emergence of the crop to avoid crop injury.

Shielded Sprayers

Use instructions: Apply 1.5 to 4.5 pts. of this product in 10 to 20 gallons of water per acre to control weeds between grass seed rows. Uniform planting in straight rows aid in shielded sprayer applications. Best results are obtained when the grass seed crop is small enough to easily pass by the protective shields. For additional instructions, see "Shielded and Hooded Applicators" in the "APPLICATION EQUIPMENT AND TECHNIQUES" section of this label.

Precautions, restrictions: Contact of this product in any manner to any vegetation to which treatment is not intended may cause damage. Such damage shall be the sole responsibility of the applicator.

Wiper Applications Over-the-Top

Use instructions: Applicators should be adjusted so that the wiper contact point is at least 2 inches above the desirable vegetation. Weeds should be a minimum of 6 inches above the desirable vegetation. Better results may be obtained when more of the weed is exposed to the herbicide solution. Weeds not contacted by the herbicide solution will not be affected. This may occur in dense clumps, severe infestations, or when height of weeds varies so that not all weeds are contacted. In these instances, repeat treatments may be necessary. For additional instructions, see "Wiper Applicators" in the "APPLICATION EQUIPMENT AND TECHNIQUES" section of this label.

Precautions, restrictions: Contact of the herbicide solution with desirable vegetation may result in damage or destruction.

Spot Treatments

Use instructions: Use a 1.0 to 2.0% solution.

Precautions, restrictions: Apply this product prior to heading of grasses grown for seed. The crop receiving the spray in the treated area will be killed. Take care to avoid drift or spray outside the target area for the same reason. Hand-held equipment may be used to control sod remnants or other unwanted vegetation after sod is harvested.

Creating Rows in Annual Ryegrass

Use instructions: Use 0.75 to 1.5 pints of this product per acre. Use the higher rate when the ryegrass is greater than 6 inches tall. Best results are obtained when applications are made before the ryegrass reaches 6 inches in height.

Precautions, restrictions: Set nozzle heights to allow the establishment of the desired row spacing while preventing spray droplets, spray fines, or drift to contact the ryegrass plants not treated. Use of low-pressure nozzles, or drop nozzles designed to target the application over a narrow band are recommended.

Grower assumes all responsibility for crop losses from misapplication.

Pasture Grasses

Labeled crops: Any grass (*Gramineae* family) except corn, sorghum, sugarcane and those listed in this label under "Cereal and Grain Crops". Grasses that may be treated include bahiagrass, bermudagrass, bluegrass, brome, fescue, guineagrass, kikuyu grass, orchardgrass, pangola grass, ryegrass, timothy, wheatgrass.

Types of applications: Preplant, pre-emergence, spot treatment, wiper applications over-the-top, pasture renovation, postemergent weed control (broadcast treatments).

Preplant, Pre-emergence and Pasture Renovation

Use instructions: This product may be applied prior to planting or emergence of forage grasses. In addition, this product may be used to control perennial pasture species listed on this label prior to re-planting.

Precautions, restrictions: If application rates total 4.5 pts. per acre or less, no waiting period between treatment and feeding or livestock grazing is required. If the rate is greater than 4.5 pts. per acre, remove domestic livestock before application and wait 8 weeks after application before grazing or harvesting. Crops listed for treatment in this label may be planted into the treated area at any time; for other crops, wait 30 days between application and planting.

Spot Treatment and Wiper Applications Over-the-Top

Use instructions: This product may be applied as a spot treatment or with wiper applicators in pastures. Applications may be made in the same area at 30-day intervals.

Precautions, restrictions: For spot treatments or wiper application methods using rates of 4.5 pts. per acre or less, the entire field or any portion of it may be treated. When spot treatments or wiper application are made using rates above 4.5 pts. per acre, no more than 10% of the total pasture may be treated at any one time. To achieve maximum performance, remove domestic livestock before application and wait 7 days after application before grazing livestock or harvesting.

Postemergent Weed Control (Broadcast Treatments)

Use instructions: This product may be used to suppress competitive growth and seed production of annual weeds and undesirable vegetation in pastures. For selective applications with broadcast spray equipment, apply 9 to 12 fl. oz. of this product per acre in early spring before desirable perennial grasses break dormancy and initiate green growth. Late fall applications can be made after desirable perennial grasses have reached dormancy.

Precautions, restrictions: Some stunting of perennial grasses will occur if broadcast applications are made when plants are not dormant. No waiting period is required between application and grazing or harvesting for feed. Use of higher application rates will cause stand reductions. Do not apply more than 4.5 pts. per acre per year onto pasture grasses except for renovation uses (see instructions above). If replanting is needed due to severe stand reduction, applications must be made at least 30 days prior to planting any crop not listed for treatment in this label.

Rangelands

Types of applications: Postemergence.

This product will control or suppress many annual weeds growing in perennial cool and warm-season grass rangelands.

Preventing viable seed production is key to the successful control and invasion of annual grassy weeds in rangelands. Follow-up applications in sequential years should eliminate most of the viable seeds.

Grazing of treated areas should be delayed to encourage growth of desirable perennials. Allowing desirable perennials to flower and reseed in the treated area will encourage successful transition.

Use instructions: Apply 9 to 12 fl. oz. of this product per acre to control or suppress many weeds, including downy brome, cheatgrass, cereal rye and jointed goatgrass in rangelands. Apply when most brome plants are in early flower and before the plants, including seedheads, turn color. Allowing for secondary weed flushes to occur in the spring following rain events further depletes the seed reserve and encourages perennial grass conversion on weedy sites. Fall applications are possible, and recommended, where spring moisture is usually limited and fall germination allows for good weed growth.

For medusahead, apply 12 fl. oz. of this product per acre at the 3-leaf stage. Delaying applications beyond this stage will result in reduced or unacceptable control. Controlled burning may be useful in eliminating the thatch layer produced by slow decaying culms prior to application. Allow new growth to occur before spraying after a burn. Repeat applications in subsequent years may be necessary to eliminate the seedbank before reestablishing desirable perennial grasses in medusahead-dominated rangelands.

Precautions, restrictions: Slight discoloration of the desirable grasses may occur, but they will regreen and regrow under moist soil conditions as effects of this product wear off. Do not use ammonium sulfate when spraying rangeland grasses with this product. No waiting period between treatment and feeding or grazing of livestock is required. Do not apply more than 4.5 pts. per acre per year.

ROUNDUP READY CROPS

The following instructions include all applications which can be made onto the specified Roundup Ready crops during the complete cropping season. Do NOT combine these instructions with other recommendations made for crop varieties that do not contain the Roundup Ready gene, in the "ANNUAL AND PERENNIAL CROPS" section of this label.

WINFIELD SOLUTIONS, LLC RECOMMENDS USE OF THIS PRODUCT FOR POSTEMERGENCE APPLICATION ONLY ON CROP VARIETIES DESIGNATED AS CONTAINING THE ROUNDUP READY GENE.

Applying this product to crop varieties that are not designated as Roundup Ready will result in severe crop injury and yield loss. Avoid contact with foliage, green stems, or fruit of crops, or any desirable plants that do not contain the Roundup Ready gene, since severe injury or destruction will result.

The Roundup Ready designation indicates that the crop variety contains a patented gene that provides tolerance to glyphosate. Information on Roundup Ready crop varieties may be obtained from your seed supplier. Roundup Ready crop varieties must be purchased from an authorized licensed seed supplier.

For ground applications with broadcast equipment, apply this product in 5 to 20 gallons of spray solution per acre. Carefully select proper nozzle and spray pressure to avoid spraying a fine mist. For best results with ground application equipment use flat spray nozzles. Check for even distribution of spray droplets.

For aerial applications apply this product in 3 to 15 gallons of water per acre. See the "APPLICATION EQUIPMENT AND TECHNIQUES" section of this label for procedures to avoid spray drift that may cause

injury to any vegetation not intended for treatment. Use of appropriate buffer zones will help prevent injury to adjacent vegetation.

ATTENTION: AVOID DRIFT. EXTREME CARE MUST BE USED WHEN APPLYING THIS PRODUCT TO PREVENT INJURY TO DESIRABLE PLANTS AND CROPS WHICH DO NOT CONTAIN THE ROUNDUP READY GENE.

See the "MIXING" and "APPLICATION EQUIPMENT AND TECHNIQUES" sections of this label for additional directions and restrictions on the application of this product.

Tank mixtures with other herbicides, insecticides, fungicides, micronutrients or foliar fertilizers can result in reduced weed control or crop injury when applied as over-the-top applications.

Ammonium sulfate may be mixed with this product for applications to Roundup Ready crops. Refer to the "MIXING" section for use instructions for ammonium sulfate.

Sprayer preparation: It is important that sprayer and mixing equipment be clean and free of pesticide residue before making applications of this product. Follow the cleaning procedures specified on the label of the product(s) previously used. **THOROUGHLY CLEAN THE SPRAY TANK AND ALL LINES AND FILTERS TO ELIMINATE POTENTIAL CONTAMINATION FROM OTHER HERBICIDES PRIOR TO MIXING AND APPLYING THIS PRODUCT.**

NOTE: The following recommendations are based on a clean start at planting by using a burndown application or tillage to control existing weeds before crop emergence. In no-till and stale seedbed systems, a preplant burndown treatment of this product is recommended to control existing weeds prior to crop emergence. Some weeds, such as black nightshade, broadleaf signalgrass, sicklepod, Texas panicum, sandbur, annual morningglory, woolly cupgrass, shattercane, wild proso millet, burcucumber, and giant ragweed with multiple germination times or suppressed (stunted) weeds may require a second application of this product for complete control. The second application should be made after some regrowth has occurred and at least 10 days after a previous application of this product.

Canola with the Roundup Ready Gene

Types of applications: Preplant, at-planting, pre-emergence, postemergence.

DO NOT USE THIS PRODUCT ON CANOLA WITH THE ROUNDUP READY GENE PLANTED IN THE FOLLOWING STATES: ALABAMA, DELAWARE, FLORIDA, GEORGIA, KENTUCKY, MARYLAND, NEW JERSEY, NORTH CAROLINA, SOUTH CAROLINA, TENNESSEE, VIRGINIA AND WEST VIRGINIA, EXCEPT FOR USES IN WILDLIFE FOOD PLOTS THAT WILL BE HARVESTED FOR HUMAN OR LIVESTOCK FOOD.

Maximum Allowable Combined Application Quantities Per Season	
Preplant, at-planting, pre-emergence applications	3 pts. per acre
Total in-crop applications from emergence to 6-leaf stage	1.5 pts. per acre

Preplant, Pre-emergence and At-planting

Use instructions: This product may be applied before, during or after planting canola.

Postemergence

Use instructions: This product may be applied postemergence to Roundup Ready canola from emergence through the 6-leaf stage of development. Applications made during bolting or flowering may result in crop injury and yield loss. To maximize yield potential, make applications early to eliminate competing weeds.

Weeds controlled: For specific rates of application and instructions, refer to the "ANNUAL WEEDS RATE TABLE" and the "PERENNIAL WEEDS RATE TABLES" of this label.

Single Application – Apply 12 to 24 fl. oz. per acre no later than the 6-leaf stage for the control of annual weeds. Avoid overlapping applications that may result in temporary yellowing, delayed flowering, and/or growth reduction. Similar injury may result when applications of more than 12 fl. oz. per acre are applied after the 4-leaf stage.

Sequential Applications – Apply 24 fl. oz. per acre to 1- to 3-leaf canola followed by a sequential application at a minimum interval of 10 days, but no later than the 6-leaf stage. Sequential applications are recommended for early emerging annual weeds and perennial weeds such as Canada thistle and quackgrass or when controlling weeds with multiple applications times.

Precautions, restrictions: See the "ROUNDUP READY CROPS" section of this label for general precautionary instructions for use in Roundup Ready crops. No more than two over-the-top broadcast applications may be made from crop emergence through the 6-leaf stage of development and the total in-crop application should not exceed 48 fl. oz. per acre. Allow a minimum of 60 days between last application and canola harvest.

Corn with the Roundup Ready Gene

1: ROUNDUP READY CORN

(The following instructions should not be combined with instructions for use on Roundup ready Corn 2. For Roundup Ready Corn 2, see specific intructions below)

Types of applications: Preplant, at-planting, pre-emergence, postemergence, spot treatment, preharvest, postharvest.

Maximum Allowable Combined Application Quantities Per Season	
Combined total per year for all applications	6 quarts per acre
Preplant, at-planting, pre-emergence applications	3.75 quarts per acre
Total in-crop applications from emergence through the V8 stage or 30 inches	1.5 quarts per acre
Maximum preharvest application rate after maximum kernel fill is complete and the crop is physiologically mature (black layer formation) until 7 days before harvest	0.75 quart per acre

Preplant, Pre-emergence and At-planting

Use instructions: This product may be applied alone or in a tank mixture before, during or after planting.

Tank mixtures: This product may be tank mixed with Bullet, Degree, Degree Xtra, Harness, Harness Xtra, Harness Xtra 5.6L, Lariat, Lasso or Micro-Tech at 50 to 100% of labeled rate. Refer to the specific product label and observe all precautions and limitations on the label for any pre-emergence herbicide application, including application timing restrictions, soil restrictions, minimum recropping interval and rotational guidelines – the more restrictive requirements apply.

NOTE: For maximum weed control, a postemergence (in-crop) application of this product should be applied following the use of less than labeled rates of the pre-emergence residual products listed above.

Postemergence (in-crop)

Use instructions: This product may be applied postemergence to Roundup Ready corn from emergence through the V8 stage (8 leaves with collars) or until corn height reaches 30 inches, whichever come first

When applied as directed, this product controls labeled annual grass and broadleaf weeds in Roundup Ready corn. Many perennial grasses and broadleaf weeds will be controlled or suppressed with one or more applications of this product. The postemergent application of 18 to 24 fl. oz. per acre of this product should be made before the weeds reach a height and/or density that the weeds become competitive with the crop, generally 4 inch tall weeds or less.

This product may be applied alone as a postemergence in-crop application to provide control of emerged weeds listed on this label. If new flushes of weeds occur, a sequential application of this product at 18 to 24 fl. oz. per acre will control the labeled grasses and broadleaf weeds.

Tank mixtures: This product may be applied in tank mixture with Bullet Degree, Degree Xtra, Harness, Harness Xtra, Harness Xtra 5.6L, and Micro-Tech at 50 to 100% of labeled rate. This product may be applied in tank mixture with Permit[®] and atrazine at labeled rates. Refer to the specific product label and observe all precautions and limitations on the label for all products used in tank mixtures, including application timing restrictions, soil restrictions, minimum recropping interval and rotational guidelines – the more restrictive requirements apply.

Tank-mix Partner	Maximum Height of Corn for Application
Degree Degree Xtra Harness Harness Xtra Harness Xtra 5.6L	11 inches
Bullet* Micro-Tech*	5 inches
Permit	30 inches
Atrazine	12 inches

* Bullet and Micro-Tech are not registered for use as a postemergence application in Texas.

Precautions, restrictions: See the "ROUNDUP READY CROPS" section of this label for general precautionary instructions for use in Roundup Ready crops. Single in-crop applications of this product are not to exceed 1.5 pts. per acre. Sequential in-crop applications of this product from emergence through the V8 stage or 30 inches must not exceed 3 pts. per acre per growing season. Allow a minimum of 10 days between in-crop applications of this product. Allow a minimum of 50 days between application of this product and harvest of corn forage.

Preharvest

Use instructions: In Roundup Ready corn, up to 1.5 pts. per acre of this product can be applied preharvest. Make applications at 35 percent grain moisture or less. Ensure that maximum kernel fill is complete and the corn is physiologically mature (black layer formed).

Precautions, restrictions: Allow a minimum of 7 days between treatment and harvest or feeding of treated vegetation.

Postharvest

Use instructions: This product may be applied after harvest of corn. Higher rates may be required for control of large weeds that were growing in the crop at the time of harvest. Tank mixtures with 2,4-D or dicamba may be used.

Precautions, restrictions: Allow a minimum of 7 days between treatment and harvest or feeding of treated vegetation. Do not apply pre-harvest if more than 3 pts. per acre has been previously applied in over-the-top or drop nozzle application in crop.

2. ROUNDUP READY CORN 2

The following instructions refer to Roundup Ready Corn 2, and should not be combined with instructions above for Roundup Ready Corn not designated as "2".

The use of higher in-crop rates described in this section on other than Roundup Ready Corn 2 may cause crop injury and reduce yeilds.

TYPES OF APPLICATIONS: Preplant, At-Planting, Pre-emergence, Postemergence (In-Crop), Spot Treatment Preharvest, Post-Harvest.

Maximum Allowable Combined Application Quantities Per Season	
Combined total per year for all applications	6 quarts per acre
Preplant, Pre-emergence, At-Planting applications	3.75 quarts per acre
Single in-crop application	2.25 pints per acre
Total in-crop applications from emergence through the 48 inch stage	4.5 pints per acre
Maximum preharvest application rate after maximum kernel fill is complete and the crop is physiologically mature (black layer formation) until 7 days before harvest	1.5 pints per acre

Preplant, Pre-emergence, At-Planting

USE INSTRUCTIONS: This product may be applied alone or in a tank mixture before, during or after planting corn.

TANK MIXTURES: This product may be tank mixed with Bullet, Degree®, Degree Xtra, Harness, Harness Xtra, Harness Xtra 5.6L, Lariat, Lasso or Micro-Tech at 50 to 100 percent of labeled. Refer to the specific product label and observe all precautions and limitations on the label for any pre-emergence herbicide application, including application timing restrictions, soil restrictions, minimum recropping interval and rotational guidelines – the more restrictive requirements apply.

NOTE: For maximum weed control, a postemergence (in crop) application of this product should be applied following the use of less than labeled rates of the pre-emergence residual products listed above.

Pre-emergence followed by post-emergence weed control

Follow directions for pre-emergence applications above, and post-emergence applications below. The post emergence application should be made before weeds reach a height or density that is competitive with the corn. Observe limits on total product applied per year.

Postemergence (In-Crop)

USE INSTRUCTIONS: This product may be applied over-the-top or with drop nozzles to Roundup Ready Corn 2 from emergence through the V8 stage (8 leaves with collars) or until corn reaches 30 inches in height, whichever comes first. When corn reaches 24 to 30 inches tall, drop nozzles are recommended for optimum spray coverage and weed control. When corn reaches 30 to 48 inches tall, apply ONLY with drop nozzles adjusted to avoid spraying into the whorls of the corn plants. Refer to tables above for rates of Cornerstone® Plus 5 and mixtures for the specific weeds to be controlled.

When applied as directed, this product controls labeled annual grass and broadleaf weeds in Roundup Ready corn. Many perennial grasses and broadleaf weeds will be controlled or suppressed with one or more application of this product. The postemergent application of 18 to 24 fl. oz. per acre of this product should be made before the weeds reach a height and/or density that the weeds become competitive with the crop, generally 4 inch tall weeds or less.

This product may be applied alone as a postemergence in-crop application to provide control of emerged weeds listed on this label. If new flushes of weeds occur, a sequential application of this product at 18 to 24 fl. oz. per acre will control the labeled grasses and broadleaf weeds.

TANK MIXTURES: This product may be applied in tank mixture with Bullet, Degree, Degree Xtra, Harness, Harness Xtra, Harness Xtra 5.6L, and Micro-Tech at 50 to 100 percent of labeled rate. This product may be applied in tank mixture with Permit and atrazine at labeled rates. Refer to the specific product label and observe all precautions and limitations on the label for all products used in tank mixtures, including application timing restrictions, soil restrictions, minimum recropping interval and rotational guidelines – the more restrictive requirements apply.

Tank-mix Partner	Maximum Height of Corn for Application
Degree Degree Xtra Harness Harness Xtra Harness Xtra 5.6L	11 inches
Bullet* Micro-Tech*	5 inches
Permit	30 inches
atrazine	12 inches

*Bullet and Micro-Tech are not registered for use as a postemergence application in Texas.

PRECAUTIONS, RESTRICTIONS: See the “ROUNDUP READY CROPS” section of this label for general precautionary instructions for use in Roundup Ready crops. Single in-crop applications of this product are not to exceed 1.5 pts. per acre. Sequential in-crop applications of this product from emergence through the V8 stage or 30 inches must not exceed 3 pts. per acre per growing season. Allow a minimum of 10 days between in-crop applications of this product. Allow a minimum of 50 days between application of this product and harvest of corn forage.

Preharvest

USE INSTRUCTIONS: In Roundup Ready corn, up to 1.5 pts. per acre of this product can be applied preharvest. Make applications at 35 percent grain moisture or less. Ensure that maximum kernel fill is complete and the corn is physiologically mature (black layer formed).

PRECAUTIONS, RESTRICTIONS: Allow a minimum of 7 days between application and harvest, feeding, or grazing. Do not apply pre-harvest if more than 3 pts. per acre has been previously applied in over-the-top or drop nozzle application in crop.

Post-Harvest

USE INSTRUCTIONS: This product may be applied after harvest of corn. Higher rates may be required for control of large weeds that were growing in the crop at the time of harvest. Tank mixtures with 2,4-D or dicamba may be used.

PRECAUTIONS, RESTRICTIONS: Allow a minimum of 7 days between treatment and harvest or feeding of treated vegetation.

Cotton with the Roundup Ready Gene

Types of applications: Preplant, at-planting, pre-emergence, over-the-top, selective equipment, preharvest.

Maximum Allowable Combined Application Quantities Per Season	
Combined total per year for all applications	6 quarts per acre
Preplant, at-planting, pre-emergence applications	3.75 quarts per acre
Total in-crop applications from ground cracking to layby	3 quarts per acre
Maximum preharvest application rate	1.5 quarts per acre

Precautions, restrictions: See the "ROUNDUP READY CROPS" section of this label for general precautionary instructions for use in Roundup Ready crops. The combined total application of this product from cotton emergence until harvest must not exceed 4.5 quarts per acre. NO MORE THAN TWO OVER-THE-TOP BROADCAST APPLICATIONS MAY BE MADE FROM CROP EMERGENCE THROUGH THE 4-LEAF (NODE) STAGE OF DEVELOPMENT. NO MORE THAN TWO APPLICATIONS SHOULD BE MADE FROM THE 5-LEAF STAGE THROUGH LAYBY. SEQUENTIAL IN-CROP OVER-THE-TOP OR POST-DIRECTED APPLICATIONS OF THIS PRODUCT MUST BE AT LEAST 10 DAYS APART AND COTTON MUST HAVE AT LEAST TWO NODES OF INCREMENTAL GROWTH BETWEEN APPLICATIONS. ALLOW A MINIMUM OF 7 DAYS BETWEEN APPLICATION AND HARVEST.

Preplant, At-planting and Pre-emergence

Use instructions: This product may be applied before, during or after planting cotton.

Over-the-Top

Use instructions: This product may be applied by aerial or ground application equipment at rates up to 0.75 quart per acre per application postemergence to Roundup Ready cotton from the ground cracking stage until the 4-leaf (node) stage of development (until the fifth true leaf reaches the size of a quarter). Over-the-top applications made after the 4-leaf (node) stage of development may result in boll loss, delayed maturity and/or yield loss.

Precautions, restrictions: The use of additional surfactant in the spray solution may result in crop injury and reduced yield and is not recommend for over-the-top applications of this product to Roundup Ready cotton.

Salvage treatment: This treatment may be used after the 4-leaf stage of development and should only be used where weeds threaten to cause the loss of the crop. 0.75 quart per acre may be applied either as an over-the-top application or as a post-directed treatment sprayed higher on the cotton plants and over the weeds. **NOTE:** SALVAGE TREATMENTS WILL RESULT IN SIGNIFICANT BOLL LOSS, DELAYED MATURITY AND/OR YIELD LOSS. NO MORE THAN ONE SALVAGE TREATMENT SHOULD BE USED PER GROWING SEASON.

NOTE: For specific rates of application and instructions, refer to the "ANNUAL WEEDS RATE TABLE" and "PERENNIAL WEEDS RATE TABLE" in this label.

Precautions, restrictions: See the "ROUNDUP READY CROPS" section of this label for general precautionary instructions for use in Roundup Ready crops.

Selective Equipment

Use instructions: This product may be applied using precision post-directed or hooded sprayers at rates up to 0.75 quart per acre per application to Roundup Ready cotton through layby. At this stage, post-directed equipment should be used which directs the spray to the base of the cotton plants. Contact of the spray with cotton leaves should be avoided to the maximum extent possible. To minimize spray onto the leaves of the cotton plants, place nozzles in a low position directing a horizontal spray pattern under the cotton leaves to contact weeds in the row, and maintain low spray pressure (less than 30 psi). For best results, make applications while weeds are small (less than 3 inches).

Precautions, restrictions: See the "SELECTIVE EQUIPMENT" part of the "APPLICATION EQUIPMENT AND TECHNIQUES" section of this label for information on proper use and calibration of this equipment.

Preharvest

Use instructions: This product may be applied for preharvest annual and perennial weed control as a broadcast treatment to Roundup Ready cotton after 20 percent boll crack. Up to 1.5 qts. of this product may be applied using either aerial or ground spray equipment. **NOTE:** This product will not enhance the performance of harvest aids when applied to Roundup Ready cotton.

Precautions, restrictions: Allow a minimum of 7 days between application and harvest of cotton. THE USE OF ADDITIVES FOR PREHARVEST APPLICATION OF THIS PRODUCT TO ROUNDUP READY COTTON IS PROHIBITED.

ATTENTION: USE OF THIS PRODUCT IN ACCORDANCE WITH LABEL DIRECTIONS IS EXPECTED TO RESULT IN NORMAL GROWTH OF ROUNDUP READY COTTON. HOWEVER, VARIOUS ENVIRONMENTAL CONDITIONS, AGRONOMIC PRACTICES AND OTHER FACTORS MAKE IT IMPOSSIBLE TO ELIMINATE ALL RISKS ASSOCIATED WITH THIS PRODUCT, EVEN WHEN APPLICATIONS ARE MADE IN CONFORMANCE WITH THE LABEL SPECIFICATIONS. IN SOME CASES, THESE FACTORS CAN RESULT IN BOLL LOSS, DELAYED MATURITY AND/OR YIELD LOSS.

Soybeans with the Roundup Ready Gene

Types of applications: Preplant, at-planting, pre-emergence, postemergence, preharvest, postharvest.

Maximum Allowable Combined Application Quantities Per Season	
Combined total per year for all applications	6 quarts per acre
Preplant, at-planting, pre-emergence applications	3.75 quarts per acre
Total in-crop applications from cracking throughout flowering	4.5 pts. per acre
Maximum preharvest application rate	1.5 pts. per acre

Precautions, restrictions: See the "ROUNDUP READY CROPS" section of this label for general precautionary instructions for use in Roundup Ready crops.

Preplant, Pre-emergence and At-planting

Use instructions: This product may be applied before, during or after planting soybeans.

Postemergence

Use instructions: When applied as directed, this product will control labeled annual grasses and broadleaf weeds in Roundup Ready soybeans. Applications of this product can be made in Roundup Ready soybeans from emergence (cracking) throughout flowering. Refer to the "ANNUAL WEEDS RATE TABLE" in this label for rate recommendations for specific annual weeds. In general, an initial application of 1.5 pts. per acre on 2 to 8 inch tall weeds is recommended. Weeds will generally be 2 to 8 inches tall, 2 to 5 weeks after planting. If the initial application is delayed and weeds are larger, apply a higher rate of this product. This product may be used up to 3 pts. per acre in any single in-crop application for control of annual weeds and where heavy weed densities exist.

A 1.5 to 3 pts. per acre rate (single or multiple applications) of this product will control or suppress perennial weeds such as: Bermudagrass, Canada thistle, common milkweed, field bindweed, hemp dogbane, horsenettle, marestail (horseweed), nutsedge, quackgrass, rhizome johnsongrass, redvine, trumpetcreeper, swamp smartweed and wirestem muhly. For best results, allow perennial weed species to achieve at least 6 inches of growth before spraying with this product.

Under adverse growing conditions such as drought, hail, wind damage or a poor soybean stand that slows or delays canopy closure, a sequential application of this product may be necessary to control late flushes of weeds. IN THE SOUTHERN STATES, A SEQUENTIAL APPLICATION OF THIS PRODUCT WILL BE REQUIRED TO CONTROL NEW FLUSHES OF WEEDS IN THE ROUNDUP READY SOYBEAN CROP. To control giant ragweed, it is recommended that 1.5 pts. per acre of this product be applied when the weed is 8 to 12 inches tall to increase control and possibly avoid the need for a sequential application.

NOTE: The use of this product for in-crop applications over Roundup Ready soybeans is not registered in California.

Precautions, restrictions: The combined total application from crop emergence through harvest must not exceed 4.5 pts. per acre. The maximum rate for any single in-crop application is 3 pts. per acre. The maximum combined total of this product that can be applied during flowering is 3 pts. per acre.

Preharvest

Use instructions: This product provides weed control when applied prior to harvest of soybeans. Up to 1.5 pts. per acre of this product can be applied by aerial or ground application.

Precautions, restrictions: Care should be taken to avoid excessive seed shatter loss due to ground application equipment. Allow a minimum of 14 days between final application and harvest of soybeans or feeding of soybeans, forage or hay.

Postharvest

Use instructions: This product may be applied after harvest of Roundup Ready soybeans. Higher rates may be required for control of large weeds that were growing in the crop at the time of harvest. Tank mixtures with 2,4-D or dicamba may be used.

NONCROP USES AROUND THE FARMSTEAD

Types of applications: General non-selective weed control, trim-and-edge, greenhouse / shade house, chemical mowing, cut stumps, habitat management.

General Weed Control and Trim-and-Edge

Use instructions: This product may be used to control annual weeds, perennial weeds and woody brush which are found in any part of the farmstead, including building foundations, along and in fences, in dry ditches and canals, along ditchbanks, farm roads, shelterbelts, prior to landscape plantings and equipment storage areas.

Tank mixtures: This product may be tank mixed with the following products. Refer to these product labels for approved farmstead sites and application rates. For annual weeds, use 1.5 pts. per acre of this product when weeds are less than 6 inches tall, 2.25 pts. per acre when weeds are 6 to 12 inches tall and 3 pts. per acre when weeds are greater than 12 inches tall. For perennial weeds, apply 3 to 7.5 pts. per acre in these tank mixes. For tank mixtures with these products through backpack sprayers, handguns or other high-volume spray-to-wet applications, see the "ANNUAL WEEDS – HAND-HELD OR HIGH VOLUME EQUIPMENT" section of this label for recommended rates.

Arsenal®
Banvel / Clarity
Barricade® 65WG
Diuron
Endurance®
Escort®
Karmex DF
Krovar I DF

Plateau®
Princep Caliber 90
Princep Liquid
Ronstar® 50 WSP
Sahara®
Simazine
Surflan
Telar®

Oust®
Pendulum® 3.3 EC
Pendulum WDG

Vanquish®
2,4-D

This product plus dicamba tank mixtures may not be applied by air in California.

Greenhouse / Shade House

This product may be used to control weeds in and around greenhouses and shade houses. Desirable vegetation must not be present during application and air circulation fans must be turned off.

Chemical Mowing

Use instructions: This product will suppress perennial grasses listed in this section to serve as a substitute for mowing. Use 4.5 fl. oz. of this product per acre when treating Kentucky bluegrass. Use 6 fl. oz. of this product per acre when treating tall fescue, fine fescue, orchardgrass, bahiagrass or quackgrass covers. Use 12 fl. oz. of this product per acre when treating bermudagrass. Use 48 fl. oz. of this product per acre when treating torpedograss or paragrass. Apply treatments in 10 to 20 gallons of spray solution per acre. Chemical mowing applications may be made along farm ditches and other parts of farmsteads.

Precautions, restrictions: Use only in areas where some temporary injury or discoloration of perennial grasses can be tolerated.

Cut Stumps

Types of application: Treating cut stumps in any noncrop site listed on this label.

Use instructions: This product will control regrowth of cut stumps and resprouts of many types of woody brush and tree species, some of which are listed below. Apply this product using suitable equipment to ensure coverage of the entire cambium. Cut trees or resprouts close to the soil surface. Apply a 50 to 100% solution of this product to the freshly cut surface immediately after cutting. Delays in application may result in reduced performance. For best results, applications should be made during periods of active growth and full leaf expansion.

- | | |
|-------------------|-------------|
| Alder | Reed, giant |
| Eucalyptus | Saltcedar |
| Madrone | Sweetgum |
| Oak | Tanoak |
| Pepper, Brazilian | Willow |
| Pine, Austrian | |

Precautions, restrictions: Do not make cut stump applications when the roots of desirable woody brush or trees may be grafted to the roots of the cut stump. Some sprouts, stems or trees may share the same root system. Adjacent trees having a similar age, height and spacing may signal shared roots. Whether grafted or shared, injury is likely to occur to non-treated stems / trees when one or more trees sharing common roots are treated.

Habitat Management

Types of uses: Habitat restoration and maintenance, wildlife food plots.

Habitat Restoration and Maintenance

Use instructions: This product may be used to control exotic and other undesirable vegetation in habitat management areas. Applications can be made to allow recovery of native plant species, prior to planting desirable native species, and for similar broadspectrum vegetation control requirements in habitat management areas. Spot treatments can be made to selectively remove unwanted plants for habitat maintenance and enhancement. The tank mixtures listed in this "NONCROP USES AROUND THE FARMSTEAD" section of this label may be used for habitat restoration and maintenance.

Wildlife Food Plots

Use instructions: This product may be used as a site preparation treatment to control annual and perennial weeds prior to planting wildlife food plots. Any wildlife food species may be planted after applying this product, or native species may be allowed to repopulate the area. If tillage is needed to prepare a seedbed, wait 7 days after application before tillage.

ANNUAL WEEDS RATE TABLE (Alphabetically by Species)

WATER CARRIER VOLUMES OF 3 TO 10 GALLONS PER ACRE FOR GROUND APPLICATIONS AND 3 TO 5 GALLONS PER ACRE FOR AERIAL APPLICATIONS ARE RECOMMENDED.

Apply to actively growing annual weeds. Annual weeds are generally easiest to control when they are small.

Older, mature (hardened) annual weed species may require higher rates even if they meet the size requirements.

Do not tank mix with soil residual herbicides when using these rates unless otherwise specified.

For weeds that have been mowed, grazed or cut, allow regrowth to occur prior to treatment.

This product may be used up to 36 fl. oz. per acre where heavy weed densities exist.

WEED SPECIES	Cornerstone® Plus 5 Rate – Fluid Ounces per Acre				
	12	18	24	30	36
	Maximum Height / Length (in inches)				
Ammannia, purple	3"	6"	12"	-	18"
Annoda, spurred	-	2"	3"	5"	8"
Barley	18"	18" +	-	-	-
Barnyardgrass	-	3"	6"	7"	9"
Bassia, fivehook	-	-	6"	-	-
Beggarweed, Florida	-	5"	8"	-	-
Bittercress	12"	20"	-	-	-
Bluegrass, annual	10"	-	-	-	-
Bluegrass, bulbous	6"	-	-	-	-
Brome, downy ^{1,2}	6"	12"	-	-	-
Brome, Japanese	6"	12"	24"	-	-
Browntop panicum	6"	8"	12"	-	24"
Buckwheat, wild ³	-	1"	2"	-	-
Burcucumber	-	6"	12"	-	18"
Buttercup	12"	20"	-	-	-
Carolina geranium	-	-	4"	-	9"
Carpetweed	-	6"	12"	-	-
Cheat ²	6"	20"	-	-	-
Chervil	20"	-	-	-	-
Chickweed	-	12"	18"	-	-
Cocklebur	12"	18"	24"	-	36"
Copperleaf, hophornbeam	-	2"	4"	-	6"
Copperleaf, Virginia	-	2"	4"	-	6"
Coreopsis, plains	-	6"	12"	-	18"
Corn, volunteer	6"	12"	20"	-	-
Corn speedwell	12"	-	-	-	-
Crabgrass	3"	6"	12"	-	-
Crowfootgrass	-	-	6"	-	12"
Cutleaf, evening primrose	-	-	3"	-	6"
Devilsclaw (unicorn plant)	-	3"	6"	-	-

Dwarf dandelion	12"	-	-	-	-
Eastern manna grass	8"	12"	-	-	-
Eclipta	-	4"	8"	12"	-
Fall panicum	4"	-	6"	-	12"
Falsedandelion	-	20"	-	-	-
Falseflax, small seed	12"	-	-	-	-
Fiddleneck	-	6"	12"	-	-
Field pennycress	6"	12"	-	-	-
Filaree	-	-	6"	-	12"
Fleabane, annual	6"	20"	-	-	-
Fleabane, hairy (<i>Conyza bonariensis</i>)	-	-	6"	-	10"
Fleabane, rough	3"	6"	12"	-	-
Florida pusley	-	-	4"	-	6"
Foxtail: giant, bristly, yellow	6"	12"	20"	-	-
Foxtail, Carolina	10"	-	-	-	-
Foxtail, green	12"	-	-	-	-
Goatgrass, jointed	6"	12"	-	-	-
Goosegrass	-	3"	6"	-	12"
Grain sorghum (milo)	6"	12"	20"	-	-
Groundcherry	-	3"	6"	-	9"
Groundsel, common	-	6"	10"	-	-
Hemp sesbania	-	2"	4"	6"	8"
Henbit	-	-	6"	-	12"
Horseweed / Maretail ⁶ (<i>Conyza canadensis</i>)	-	6"	12"	-	-18"
Itchgrass	6"	8"	12"	-	18"
Jimsonweed	-	-	12"	-	18"
Johnsongrass, seedling	6"	12"	18"	-	24"
Junglerice	-	3"	6"	7"	9"
Knotweed	-	-	6"	-	12"
Kochia ⁴	-	3 - 6"	12"	-	-
Lambsquarters	-	6"	12"	-	20"
Little barley	6"	12"	-	-	-
London rocket	6"	-	24"	-	-
Mayweed	-	2"	6"	12"	18"
Morningglory, annual (<i>Ipomoea spp.</i>)	-	-	3"	-	6"
Mustard, blue	6"	12"	18"	-	-
Mustard, tansy	6"	12"	18"	-	-
Mustard, tumble	6"	12"	18"	-	-
Mustard, wild	6"	12"	18"	-	-
Nightshade, black	-	4"	6"	-	12"
Nightshade, hairy	-	4"	6"	-	12"
Oats	3"	6"	18"	-	-
Pigweed species	-	12"	18"	24"	-
Prickly lettuce	-	6"	12"	-	-
Purslane	-	-	3"	-	6"
Ragweed, common	-	6"	12"	-	18"
Ragweed, giant	-	6"	12"	-	18"
Red rice	-	-	4"	-	-
Russian thistle	-	6"	12"	-	-
Rye, volunteer / cereal ²	6"	18"	18+"	-	-
Ryegrass ¹	-	-	6"	-	12"
Sandbur, field	6"	12"	-	-	-
Sandbur, longspine	6"	12"	-	-	-
Shattercane	6"	12"	20"	-	-
Shepherd's purse	6"	12"	-	-	-
Sicklepod	-	2"	4"	-	8"

Signalgrass, broadleaf	-	3"	6"	7"	9"
Smartweed, ladythumb	-	-	6"	-	9"
Smartweed, Pennsylvania	-	-	6"	-	9"
Sowthistle, annual	-	-	6"	-	12"
Spanishneedles	-	-	6"	-	12"
Speedwell, purslane	12"	-	-	-	-
Sprangletop	6"	12"	20"	-	-
Spurge, prostrate	-	6"	12"	-	-
Spurge, spotted	-	6"	12"	-	-
Spurry, umbrella	6"	-	-	-	-
Stinkgrass	-	12"	-	-	-
Sunflower	12"	18"	-	-	-
Swinecress	-	5"	12"	-	-
Teaweed / Prickly sida	-	2"	4"	-	6"
Texas panicum	6"	8"	12"	-	24"
Thistle, Russian ⁵	-	6"	12"	-	-
Velvetleaf	-	-	6"	-	12"
Virginia pepperweed	-	18"-	-	-	-
Waterhemp	-	-	6"	-	12"
Wheat ²	6"	12"	18"	-	-
Wheat (overwintered)	-	6"	12"	-	18"
Wild oats	3"	6"	18"	-	-
Wild proso millet	-	6"	12"	-	18"
Witchgrass	-	12"	-	-	-
Woolly cupgrass	-	6"	12"	-	-
Yellow rocket	-	12"	20"	-	-

¹ For control of downy brome in no-till systems, use 18 fl. oz. per acre.

² Performance is better if application is made before this weed reaches the boot stage of growth.

³ Use 18 fl. oz. per acre of this product to control wild buckwheat in the cotyledon to 2-leaf stage. Use 24 fl. oz. per acre to control 2- to 4-leaf wild buckwheat. For improved control of wild buckwheat over 2 inches in size, use sequential treatments of 24 fl. oz. followed by 24 fl. oz. of this product per acre.

⁴ Do not treat kochia in the button stage.

⁵ Control of Russian thistle may vary based on environmental conditions and spray coverage. Whenever possible, a tank mixture with 2,4-D as described below may improve control.

⁶ For control of glyphosate resistant horseweed / marestalk in cotton, corn and soybeans refer to "CONTROL AND MANAGEMENT OF GLYPHOSATE RESISTANT HORSEWEED (MARESTAIL, Conyza Canadensis) IN CORN, COTTON AN SOYBEANS" section below.

Annual Weeds – Rates for 10 to 40 Gallons per Acre

Apply 1.5 to 3 pts. of this product per acre. Use 1.5 pts. per acre if weeds are less than 6 inches tall, 2.25 pts. per acre if weeds are over 6 to 12 inches tall, and 3 pts. per acre if weeds are greater than 12 inches tall. These rates will provide control of weeds listed in the "ANNUAL WEEDS RATE TABLE" when water carrier volumes are 10 to 40 gallons per acre for ground applications. Older, mature (hardened) annual weed species may require higher rates even if they meet the size requirements.

Annual Weeds – Tank Mixtures with 2,4-D, Dicamba or Tordon™ 22K

9 to 12 fl. oz. of this product plus 0.25 pound a.i. of dicamba or 0.5 pound a.i. of 2,4-D or 1 to 2 fluid ounces of Tordon 22K per acre will control the following weeds with maximum height or length indicated: 6" - prickly lettuce, marestalk / horseweed (*Conyza canadensis*), morningglory (*Ipomoea spp.*), kochia (dicamba only), wild buckwheat (Tordon 22K only); 12" - cocklebur, lambsquarters, pigweed, Russian thistle (2,4-D only).

12 fl. oz. of this product plus 0.5 pound a.i. of 2,4-D per acre will control the following weeds when they are the maximum height or length of 6 inches: common ragweed, giant ragweed, Pennsylvania smartweed, and velvetleaf.

Refer to the specific product labels for crop rotation restrictions and cautionary statements of all products used in tank mixtures. Some crop injury may occur if dicamba or Tordon 22K is applied within 45 days of planting.

DO NOT APPLY DICAMBA OR 2,4-D TANK MIXTURES BY AIR IN CALIFORNIA.

Annual Weeds – Hand-Held or High-Volume Equipment

For control of weeds listed in the "ANNUAL WEEDS RATE TABLE", apply a 0.375% solution of this product to weeds less than 6 inches in height or runner length. Apply prior to seedhead formation in grass or bud formation in broadleaf weeds. For annual weeds over 6 inches tall, or unless otherwise specified, use a 0.75% solution.

For best results, use a 1.5% solution on harder-to-control perennials, such as bermudagrass, dock, field bindweed, hemp dogbane, milkweed and Canada thistle.

When using application methods that result in less than complete coverage, use a 3.6% solution for annual and perennial weeds and a 3.6 to 7.5% solution for woody brush and trees.

Annual Weeds – Tank Mixtures with Atrazine for Fallow and Reduced Tillage Systems

For use only in Colorado, Kansas, Nebraska, Oklahoma, Oregon, South Dakota and Washington – In Oregon and Washington, do not exceed 1 pound of atrazine per acre.

18 to 21 fl. oz. of this product plus 1 to 2 pounds of atrazine per acre will control the following weeds: Barnyardgrass (requires 21 fl. oz. for control), downy brome, green foxtail, lambsquarters, prickly lettuce, tansy mustard, pigweed, field sandbur, stinkgrass, Russian thistle, volunteer wheat, witchgrass and kochia (add 0.20 pound a.i. of dicamba for control).

Control and Management of Glyphosate Resistant Horseweed (*Marestail, Conyza canadensis*) in Corn, Cotton and Soybeans

For ground applications, use 10 to 20 gallons of water per acre. For aerial applications, use 3 to 15 gallons of water per acre. **For tank-mix recommendations, read and carefully observe the cautionary statements and all other information appearing on the product labels, supplemental labeling or fact sheets published separately for all herbicides used.**

CORN

Preplant, at-planting, pre-emergence: Apply a tank mixture of this product (24 fl. oz. per acre) plus 2,4-D (0.5 pounds of a.i. per acre) before horseweed exceeds 6 inches in height. See the 2,4-D product label for time intervals that are required between application and planting.

Atrazine (1 to 2 pounds of a.i. per acre) may be included in the tank mixture to provide residual control. Refer to the atrazine product label for specific use instructions.

In-crop (Roundup Ready Corn hybrids only): For in-crop Roundup Ready corn, apply a tank mixture of this product (24 fl. oz. per acre) plus Clarity (8 to 16 fl. oz. per acre) or 2,4-D (0.5 to 1.0 pounds a.i. per acre). Apply between corn emergence and the 5-leaf stage of growth (approximately 8 inches tall).

COTTON

Preplant: For control of horseweed, apply this product (24 fl. oz. per acre) in a tank mix with Clarity (8 fl. oz. per acre). This application must be made 21 to 35 days before planting and before horseweed reaches 6 inches in height. In order to avoid crop injury, a minimum interval of 21 days during which there is at least 1 inch of cumulative rainfall must be observed between Clarity application and planting of cotton.

Post-directed (Roundup Ready Cotton varieties only): Management of early season weed competition and the development of a crop height differential between cotton and the horseweed is often achieved by a combination of preplant burndown and postemergent over-the-top and/or directed applications of Cornerstone® Plus 5 herbicide. These measures enhance the development of a height differential that is necessary to successfully make post-directed treatments. In-crop post-directed applications of MSMA (2 pounds a.i. per acre) tank mixed with diuron (0.5 to 0.75 pounds a.i. per acre) should be made when the temperature is 80°F or higher.

SOYBEANS

Preplant: Apply a tank mixture of this product (24 fl. oz. per acre) with 2,4-D (0.5 pounds a.i. per acre) before horseweed exceeds 6 inches in height. See the 2,4-D product label for time intervals that are required between application and planting. For areas where 2,4-D product cannot be applied due to application restrictions or proximity to a sensitive crop, contact your local retailer or Winfield Solutions representative.

In-crop (Roundup Ready Soybean varieties only): It is strongly encouraged that horseweed should be controlled prior to planting using recommended preplant burndown treatments. For application in-crop to Roundup Ready soybeans, apply a tank mixture of this product (24 fl. oz. per acre) with Amplify (0.3 ounces per acre). This treatment should be used as a salvage treatment only for a horseweed infestation that was not controlled preplant. Application should be made between full emergence of the first trifoliolate leaf and 50% flowering stage of soybeans. At the time of treatment, horseweed should not exceed 6 inches in height.

PERENNIAL WEEDS RATE TABLE (Alphabetically by Species)

Apply to actively growing perennial weeds.

NOTE: If weeds have been mowed or tilled, do not treat until plants have resumed active growth and have reached the recommended stages.

Repeat treatments may be necessary to control weeds regenerating from underground parts or seed. Repeat treatments must be made prior to crop emergence.

Unless otherwise stated, allow 7 or more days after application before tillage. Best results are obtained when soil moisture is adequate for active growth.

Weeds Species	Cornerstone® Plus 5 Rate (Pt/A)	Water Volume (GPA)	Hand-Held % Solution	COMMENTS
Alfalfa	1.5 - 3	3 - 10	1.5%	Make applications after the last hay cutting in the fall. Allow alfalfa to regrow to a height of 6 to 8 inches or more prior to treatment. Applications should be followed with deep tillage at least 7 days after treatment, but before soil freeze-up.
Alligatorweed	6	3 - 20	1.25%	Partial control. Apply when most of the plants are in bloom. Repeat applications will be required to maintain control.
Anise (fennel)	-	-	0.75 - 1.5%	Apply as a spray-to-wet treatment. Optimum results are obtained when plants are treated at the bud to full-bloom stage of growth.
Bahiagrass	4.5 - 7.5	3 - 20	1.5%	Apply when most plants have reached the early head stage.
Bentgrass	2.25	10 - 20	1.5%	For suppression in grass seed production areas. For ground applications only. Ensure entire crown area has resumed growth prior to a fall application. Bentgrass should have at

				<p>least 3 inches of growth. Tillage prior to treatment should be avoided. Tillage 7 to 10 days after application is recommended for best results.</p>
Bermudagrass	4.5 – 7.5	3 - 20	1.5%	<p>For control, apply 7.5 pts. of this product per acre. For partial control, apply 4.5 pts. per acre. Treat when bermudagrass is actively growing and seedheads are present. Retreatment may be necessary to maintain control.</p>
Bermudagrass, water (knotgrass)	1.5 to 2.25	5 - 10	1.5%	<p>Apply 2.25 pts. of this product in 5 to 10 gallons of water per acre. Apply when water bermudagrass is 12 to 18 inches in length. Allow 7 or more days before tilling, flushing or flooding the field.</p> <p>Fall applications only: Apply .15 pts. of this product in 5 to 10 gallons of water per acre. Fallow fields should be tilled prior to application. Apply prior to frost on water bermudagrass that is 12 to 18 inches in length.</p> <p>This product is not registered in California for use on water bermudagrass</p>
Bindweed, field	0.75 – 7.5	3 - 20	1.5%	<p>Do not treat when weeds are under drought stress as good soil moisture is necessary for active growth.</p> <p>For control, apply 6 to 7.5 pts. of this product per acre west of the Mississippi River and 4.5 to 6 pts. east of the Mississippi River. Apply when weeds are at or beyond full bloom. For best results, apply in late summer or fall. Fall treatments must be applied before a killing frost.</p> <p>Also for control, apply 3 pts. of this product plus 0.5 pound a.i. of dicamba in 10 to 20 gallons of water per acre. Do not apply by air.</p> <p>For suppression on irrigated agricultural land, apply 1.5 to 3 pts. of this product plus 1 pound a.i. of 2,4-D in 10 to 20 gallons of water per acre with ground equipment only. Applications should be made following harvest or in fall fallow ground when the bindweed is actively growing and the majority of runners are 12 inches or more in length. The use of at least one irrigation will promote active bindweed growth.</p> <p>For suppression, apply 12 fl. oz. of this product plus 0.5 pound a.i. of 2,4-D in 3 to 10 gallons of water per acre for ground applications and 3 to 5 gallons of water per acre for aerial applications. Apply by air in fallow and reduced tillage systems only. Applications should be delayed until maximum emergence has occurred and when vines are between 6 to 18 inches in length.</p>

				In California only, apply 1.5 to 7.5 pts. of this product per acre. Actual rate needed for suppression or control will vary within this range depending on local conditions. For suppression on irrigated land where annual tillage is performed, apply .15 pts. of this product in 3 to 10 gallons of water per acre. Apply to bindweed that has reached a length of 12 inches or greater. Allow a maximum weed emergence and runner growth. Allow 3 or more days after application before tillage.
Bluegrass, Kentucky	1.5 - 3	3 - 40	1.5%	Apply 3 pts. of this product in 10 to 40 gallons of water per acre when most plants have reached boot to early seedhead development. For partial control in pasture or hay crop renovation, apply 1.5 to 2.25 pts. of this product in 3 to 10 gallons of water per acre. Apply to actively growing plants when most have reached 4 to 12 inches in height.
Blueweed, Texas	4.5 - 7.5	3 - 40	1.5%	Apply 6 to 7.5 pts. of this product per acre west of the Mississippi River and 4.5 to 6 pts. per acre east of the Mississippi River. Apply when plants are at or beyond full bloom. New leaf development indicates active growth. For best results, apply in late summer or fall. Fall treatments must be applied before a killing frost.
Brackenfern	4.5 - 6	3 - 40	0.75 - 1.25%	Apply to fully expanded fronds which are least 18 inches long.
Bromegrass, smooth	1.5 - 3	3 - 40	1.5%	Apply 3 pts. of this product in 10 to 40 gallons of water per acre when most plants have reached boot to early seedhead stage of development. For partial control in pasture or hay crop renovation, apply 1.5 to 2.25 pts. of this product in 3 to 10 gallons of water per acre. Apply to actively growing plants when most have reached 4 to 12 inches in height.
Bursage, woolly-leaf	-	3 - 20	1.5%	For control, apply 3 pts. of this product plus 0.5 pound a.i. of dicamba per acre. For partial control, apply 1.5 pts. of this product plus 0.5 pound a.i. of dicamba per acre. Apply when plants are producing new active growth which has been initiated by moisture for at least 2 weeks and when plants are at or beyond flowering.
Canarygrass, reed	3 - 4.5	3 - 40	1.5%	For best results, apply when most plants have reached the boot to head stage of growth.
Cattail	4.5 - 7.5	3 - 40	1.5%	Apply when most plants have reached the early head stage.
Clover; red, white	4.5 - 7.5	3 - 20	1.5%	Apply when most plants have reached the early bud stage. Also for control, apply 12 to 24 fl. oz. of this product plus 0.5 to 1 pound a.i. of 2,4-D in 3 to 10 gallons of water per acre.
Cogongrass	4.5 - 7.5	10 - 40	1.5%	Apply when cogongrass is at least 18 inches tall in late summer or fall. Due to uneven stages of growth and the dense nature of vegetation preventing good spray coverage, repeat treatments may be necessary to maintain control.
Dallisgrass	4.5 - 7.5	3 - 20	1.5%	Apply when most plants have reached the

				early head stage.
Dandelion	4.5 - 7.5	3 - 40	1.5%	Apply when most plants have reached the early bud stage. Also for control, apply 12 fluid ounces of this product plus 0.5 pound a.i. of 2,4-D in 3 to 10 gallons of water per acre.
Dock, curly	4.5 - 7.5	3 - 40	1.5%	Apply when most plants have reached the early bud stage of growth. Also for control, apply 12 to 24 fl. oz. of this product plus 0.5 to 1 pound a.i. of 2,4-D in 3 to 10 gallons of water per acre.
Dogbane, hemp	6	3 - 40	1.5%	Apply when most plants have reached the late bud to flower stage of growth. Following crop harvest or mowing, allow weeds to regrow to a mature stage prior to treatment. For best results, apply in late summer or fall. For suppression, apply 12 fl. oz. of this product plus 0.5 pound a.i. of 2,4-D in 3 to 10 gallons of water per acre for ground applications and 3 to 5 gallons of water per acre for aerial applications. Delay applications until maximum emergence of dogbane has occurred.
Fescue (except tall)	4.5 - 7.5	3 - 20	1.5%	Apply when most plants have reached the early head stage.
Fescue, tall	1.5 - 4.5	3 - 40	1.5%	Apply 4.5 pts. of this product per acre when most plants have reached boot to early seedhead stage of development. Fall applications only: Apply .15 pts. of this product in 3 to 10 gallons of water per acre. Apply to fescue in the fall when plants have 6 to 12 inches of new growth. A sequential application of 0.75 pint per acre of this product will improve long-term control and control of seedlings germinating after fall treatments or the following spring.
Guineagrass	3 - 4.5	3 - 40	0.75%	Apply when most plants have reached at least the 7-leaf stage of growth. Ensure thorough coverage when using hand-held equipment. In Texas and the ridge of Florida, use 3 pts. for control. In the flatwoods region of Florida, 4.5 pts. is required.
Horsenettle	4.5 - 7.5	3 - 20	1.5%	Apply when most plants have reached the early bud stage.
Horseradish	6	3 - 40	1.5%	Apply when most plants have reached the late bud to flower stage of growth. For best results, apply in late summer or fall.
Iceplant	-	-	1.25 - 1.5%	Iceplant should be at or beyond the early bud stage of growth. Thorough coverage is necessary for best control.
Jerusalem artichoke	4.5 - 7.5	3 - 20	1.5%	Apply when most plants are in the early bud stage.
Johnsongrass	0.75 - 4.5	3 - 40	0.75%	In annual cropping systems apply 1.5 to 3 pts. of this product per acre. Apply 1.5 pts. of this product in 3 to 10 gallons of water per acre. Use 3 pts. of this product when applying 10 to 40 gallons of water per acre. In noncrop, or areas where annual tillage (no-till) is not

				<p>practiced, apply 3 to 4.5 pts. of this product in 10 to 40 gallons of water per acre.</p> <p>For best results, apply when most plants have reached boot to head stage of growth or in the fall prior to frost. Allow 7 or more days after application before tillage. Do not tank mix with residual herbicides when using 1.5 pts. per acre.</p> <p>For burndown of Johnsongrass, apply 0.75 pint of this product in 3 to 10 gallons of water per acre before the plants reach a height of 12 inches. For this use, allow at least 3 days after treatment before tillage.</p> <p>Spot treatment (partial control or suppression) – Apply a 0.75% solution of this product when Johnsongrass is 12 to 18 inches in height. Coverage should be uniform and complete.</p>
Kikuyugrass	3 - 4.5	3 - 40	1.5%	Spray when most kikuyugrass is at least 8 inches in height (3- or 4-leaf stage of growth). Allow 3 or more days after application before tillage.
Knapweed	6	3 - 40	1.5%	Apply when most plants have reached the late bud to flower stage of growth. For best results, apply in late summer or fall.
Lantana	-	-	0.75 - 1%	Apply at or beyond the bloom stage of growth. Use the higher application rate for plants that have reached the woody stage of growth.
Lespedeza	4.5 - 7.5	3 - 20	1.5%	Apply when most plants have reached the early bud stage.
Milkweed (common)	4.5	3 - 40	1.5%	Apply when most plants have reached the late bud to flower stage of growth.
Muhly, wirestem	1.5 - 3	3 - 40	1.5%	Use 1.5 pts. of this product in 3 to 10 gallons of water per acre. Use 3 pts. of this product when applying 10 to 40 gallons of water per acre or in pasture, sod or noncrop areas. Spray when the wirestem muhly is 8 inches or more in height. Do not till between harvest and fall applications or in the fall or spring or prior to spring applications. Allow 3 or more days after application before tillage.
Mullein, common	4.5 - 7.5	3 - 20	1.5%	Apply when most plants are in the early bud stage.
Napiergrass	4.5 - 7.5	3 - 20	1.5%	Apply when most plants are in the early head stage.
Nightshade, silverleaf	3	3 - 10	1.5%	Applications should be made when at least 60% of the plants have berries. Fall treatments must be applied before a killing frost.
Nutsedge; purple, yellow	0.75 - 4.5	3 - 40	0.75 - 1.5%	Apply 4.5 pts. of this product per acre or apply a 0.75 to 1.5% solution for control of nutsedge plants and immature nutlets attached to treated plants. Treat when plants are in flower or when new nutlets can be found at rhizome tips. Nutlets which have not germinated will not be controlled and may germinate after treatment. Repeat treatments will be required for long-term control of ungerminated tubers.
				Sequential applications: 1.5 to 3 pts. of this

				<p>product in 3 to 10 gallons of water per acre will also provide control. Make applications when a majority of the plants are in the 3- to 5-leaf stage (less than 6 inches tall). Repeat this application, as necessary, when newly emerging plants reach the 3- to 5-leaf stage. Subsequent applications will be necessary for long-term control.</p> <p>For partial control of existing plants, apply 12 fl. oz. to 3 pts. of this product in 3 to 40 gallons of water per acre. Treat when plants have 3 to 5 leaves and most are less than 6 inches tall. Repeat treatments will be required to control subsequent emerging plants or regrowth of existing plants.</p>
Orchardgrass	1.5 - 3	3 - 40	1.5%	<p>Apply 3 pts. of this product in 10 to 40 gallons of water per acre when most plants have reached boot to early seedhead stage of development. For partial control in pasture or hay crop renovation, apply 1.5 to 2.25 pts. of this product in 3 to 10 gallons of water per acre. Apply to actively growing plants when most have reached 4 to 12 inches in height.</p> <p>Orchardgrass sods going to no-till corn: Apply 1.5 to 2.5 pts. of this product in 3 to 10 gallons of water per acre. Apply to orchardgrass that is a minimum of 12 inches tall for spring applications and 6 inches tall for fall applications. Allow at least 3 days following application before planting. A sequential application of atrazine will be necessary for optimum results.</p>
Pampasgrass	-	-	1.25 - 1.5%	<p>Pampasgrass should be at or beyond the boot stage of growth. Thorough coverage is necessary for best control.</p>
Paragrass	4.5 - 7.5	3 - 20	1.5%	<p>Apply when most plants are in the early head stage.</p>
Phragmites	4.5 - 7.5	10 - 40	0.75 - 1.5%	<p>For partial control. For best results, treat during late summer or fall when plants are actively growing and in full bloom. Treatment before or after this stage may lead to reduced control. Due to the dense nature of the vegetation, which may prevent good spray coverage or uneven stages of growth, repeat treatments may be necessary to maintain control. Visible control symptoms will be slow to develop.</p>
Poison hemlock	-	-	0.75 - 1.5%	<p>Apply as a spray-to-wet treatment. Optimum results are obtained when plants are treated at the bud to full-bloom stage of growth.</p>
Pokeweed, common	1.5	3 - 40	1.5%	<p>Apply to actively growing plants up to 24 inches tall.</p>
Quackgrass	1.5 - 4.5	3 - 40	1.5%	<p>In annual cropping systems, or in pastures and sods followed by deep tillage: Apply 1.5 pts. of this product in 3 to 10 gallons of water per acre. For 10 to 40 gallons of water per acre, apply 3 pts. of this product. Do not tank mix with residual herbicides when using 1.5 pt. rate. Spray when quackgrass is 6 to 8 inches in height. Do not till between harvest</p>

				and fall applications or in fall or spring prior to spring application. Allow 3 or more days after application before tillage. In pastures or sods, use a moldboard plow for best results. In pastures, sods or noncrop areas where deep tillage does not follow application: Apply 3 to 4.5 pts. of this product in 10 to 40 gallons of water per acre when quackgrass is greater than 8 inches tall.
Redvine	1.25 to 3	5 - 10	1.5%	For suppression, apply 18 fl. oz. of this product per acre at each of two applications 7 to 14 days apart or a single application of 3 pts. per acre. Apply recommended rates in 5 to 10 gallons of water per acre. Apply in late September or early October to plants that are at least 18 inches tall and have been growing 45 to 60 days since the last tillage operation. Make applications at least 1 week before a killing frost.
Reed, giant	-	-	1.5%	Best results are obtained when applications are made in the late summer to fall.
Ryegrass, perennial	1.5 - 4.5	3 - 40	0.75%	In annual cropping systems apply 1.5 to 3 pts. of this product per acre. Apply 1.5 pts. of this product in 3 to 10 gallons of water per acre. Use 3 pts. of this product in 10 to 40 gallons of water per acre. In noncrop, or areas where annual tillage is not practiced (no-till), apply 3 to 4.5 pts. of this product in 10 to 40 gallons of water per acre. For best results, apply when most plants have reached the boot to head stage of growth or in the fall prior to frost. Do not tank mix with residual herbicides when using 1.5 pt. per acre rate.
Smartweed, swamp	4.5 - 7.5	3 - 40	1.5%	Apply when most plants have reached the early bud stage of growth. Also for control, apply 12 fl. oz. of this product plus 0.5 pound a.i. of 2,4-D in 3 to 10 gallons of water per acre in the late summer or fall.
Sowthistle, perennial	3 - 4.5	3 - 40	1.5%	Apply when most plants are at or beyond the bud stage of growth. After harvest, mowing or tillage in the late summer or fall, allow at least 4 weeks for initiation of active growth and rosette development prior to application of this product. Fall treatments must be applied before a killing frost. Allow 3 or more days after application before tillage.
Spurge, leafy	-	3 - 10	1.5%	For suppression, apply 12 fl. oz. of this product plus 0.5 pound a.i. of 2,4-D in 3 to 10 gallons of water per acre in the late summer or fall. If mowing has occurred prior to treatment, apply when most of the plants are 12 inches tall.
Starthistle, yellow	3	10 - 40	1.5%	Best results are obtained when applications are made during the rosette, bolting and early flower stages.
Sweet potato, wild	-	-	1.5%	Partial control. Apply to plants that are at or beyond the bloom stage of growth. Repeat applications may be required.
Thistle, artichoke	-	-	1.5%	Partial control. Apply to plants that are at or

				beyond the bloom stage of growth. Repeat applications may be required.
Thistle, Canada	3 - 4.5	3 - 40	1.5%	Apply when most plants are at or beyond the bud stage of growth. After harvest, mowing or tillage in the late summer or fall, allow at least 4 weeks for initiation of active regrowth and rosette development prior to the application of this product. Fall treatments must be applied before a killing frost. Allow 3 or more days after application before tillage. For suppression in spring, apply 1.5 pts. of this product, or 12 fl. oz. of this product plus 0.5 pound a.i. of 2,4-D, in 3 to 10 gallons of water per acre. Allow rosette regrowth to a minimum of 6 inches in diameter before treating. Applications can be made as long as leaves are still green and plants are actively growing at the time of application. Allow 3 or more days after application before tillage.
Timothy	3 - 4.5	3 - 40	1.5%	For best results, apply when most plants have reached the boot to head stage of growth.
Torpedograss	6 - 7.5	3 - 40	1.5%	For partial control. Apply when most plants are at or beyond the seedhead stage of growth. Repeat applications will be required to maintain control. Fall treatments must be applied before frost.
Trumpet creeper	3	5 - 10	1.5%	Partial control. Apply in late September or October, to plants that are at least 18 inches tall and have been growing 45 to 60 days since the last tillage operation. Make applications at least 1 week before a killing frost.
Vaseygrass	4.5 - 7.5	3 - 20	1.5%	Apply when most plants are in the early head stage.
Velvetgrass	4.5 - 7.5	3 - 20	1.5%	Apply when most plants are in the early head stage.
Wheatgrass, western	3 - 4.5	3 - 40	1.5%	For best results, apply when most plants have reached the boot to head stage of growth.

WOODY BRUSH AND TREES RATE TABLE

Apply this product after full leaf expansion, unless otherwise directed. Use higher rate for larger plants and/or dense areas of growth. On vines, use the higher rate for plants that have reached the woody stage of growth. Best results are obtained when application is made in late summer or fall after fruit formation.

In arid areas, best results are obtained when applications are made in the spring to early summer when brush species are at high moisture content and are flowering.

Ensure thorough coverage when using hand-held equipment. Symptoms may not appear prior to frost or senescence with fall treatments.

Allow 7 or more days after application before tillage, mowing or removal. Repeat treatments may be necessary to control plants regenerating from underground parts or seed. Some autumn colors on undesirable deciduous species are acceptable provided no major leaf drop has occurred. Reduced performance may result if fall treatments are made following a frost.

Weeds Species	Cornerstone® Plus 5 Rate (Pt/A)	Water Volume (GPA)	Hand-Held % Solution	COMMENTS
Alder	4.5 to 6	3 - 40	0.75 to 1.2%	For control
Ash	3 to 7.5	3 - 40	0.75 to 1.5%	Partial control
Aspen, quaking	3 to 4.5	3 - 40	0.75 to 1.2%	For control
Bearmat (Bearclover)	3 to 7.5	3 - 40	0.75 to 1.5%	Partial control
Beech	3 to 7.5	3 - 40	0.75 to 1.5%	Partial control
Birch	3 to 4.5	3 - 40	0.75 to 1.2%	For control
Blackberry	4.5 to 6	10 - 40	0.75 to 1.2%	For control. Make applications after plants have reached full leaf maturity. Best results are obtained when applications are made in late summer or fall. Applications may also be made after leaf drop and until a killing frost or as long as stems are green. After berries have set or dropped in late fall, blackberry can be controlled by applying a 3/4% solution of this product. For control of blackberries after leaf drop and until killing frost or as long as stems are green, apply 3 to 4 quarts of this product in 10 to 40 gallons of water per acre.
Blackgum	3 to 7.5	3 - 40	0.75 to 1.5%	For control
Bracken	3 to 7.5	3 - 40	0.75 to 1.5%	For control
Broom: French, Scotch	-	-	1.125 to 1.5%	For control
Buckwheat, California	-	-	0.75 to 1.5%	For partial control. Thorough coverage of foliage is necessary for best results.
Cascara	3 to 7.5	3 - 40	0.75 to 1.5%	Partial control
Catsclaw	-	-	0.75 to 1.2%	Partial control
Ceanothus	3 to 7.5	3 - 40	0.75 to 1.5%	Partial control
Chamise	-	-	0.75%	For control. Thorough coverage of foliage is necessary for best results.
Cherry: bitter, black, pin	3 to 4.5	3 - 40	0.75 to 1.2%	For control
Coyote brush	-	-	1.125 to 1.5%	For control. Apply when at least 50% of the new leaves are fully developed.
Dogwood	3 to 7.5	3 - 40	0.75 to 1.5%	Partial control
Elderberry	3 to 4.5	3 - 40	0.75 to 1.2%	For control
Elm	3 to 7.5	3 - 40	0.75 to 1.5%	Partial control
Eucalyptus	-	-	1.5%	For control of eucalyptus resprouts, apply when resprouts are 6 to 12 feet tall. Ensure complete coverage. Avoid application to drought-stressed plants.
Florida holly (Brazilian peppertree)	3 to 7.5	3 - 40	0.75 to 1.5%	Partial control
Gorse	3 to 7.5	3 - 40	0.75 to 1.5%	Partial control
Hazardia	-	-	0.75 to 1.5%	Partial control. Thorough coverage of foliage is necessary for best results.
Hawthorn	3 to 4.5	3 - 40	0.75 to 1.2%	For control
Hazel	3 to 4.5	3 - 40	0.75 to 1.2%	For control
Hickory	3 to 7.5	3 - 40	0.75 to 1.5%	Partial control
Honeysuckle	4.5 to 6	3 - 40	0.75 to 1.2%	For control
Hornbeam, American	3 to 7.5	3 - 40	0.75 to 1.5%	Partial control
Kudzu	6 to 7.5	3 - 40	1.5%	For control. Repeat applications may be

				required to maintain control.
Locust, black	3 - 6	3 - 40	0.75 to 1.5%	Partial control
Madrone resprouts	-	-	1.5%	Partial control. Apply to resprouts that are 3 to 6 feet tall. Best results are obtained with spring or early summer treatments.
Manzanita	3 to 7.5	3 - 40	0.75 to 1.5%	Partial control
Maple, red	3 - 6	3 - 40	0.75 to 1.2%	For control, apply a 0.75 to 1.2% solution when at least 50% of the new leaves are fully developed. For partial control, apply 2 to 4 quarts of this product per acre.
Maple, sugar	-	-	0.75 to 1.2%	For control. Apply when at least 50% of the new leaves are fully developed.
Monkey flower	-	-	0.75 to 1.5%	Partial control. Thorough coverage of foliage is necessary for best results.
Oak; black, white	3 - 6	3 - 40	0.75 to 1.5%	Partial control
Oak, post	4.5 to 6	3 - 40	0.75 to 1.2%	For control
Oak; northern, pin	-	-	0.75 to 1.2%	For control. Apply when at least 50% of the new pin leaves are fully developed.
Oak, southern red	3 to 4.5	3 - 40	0.75 to 1.2%	For control
Persimmon	3 to 7.5	3 - 40	0.75 to 1.5%	Partial control
Pine	3 to 7.5	3 - 40	0.75 to 1.5%	For control
Poison ivy / Poison oak	6 to 7.5	3 - 40	1.5%	For control. Repeat applications may be required to maintain control. Fall treatments must be applied before leaves lose green color.
Poplar, yellow	3 to 7.5	3 - 40	0.75 to 1.5%	Partial control
Redbud, eastern	3 to 7.5	3 - 40	0.75 to 1.5%	For control
Rose, multiflora	3	3 - 40	0.75%	For control. Treatments should be made prior to leaf deterioration by leaf-eating insects.
Russian olive	3 to 7.5	3 - 40	0.75 to 1.5%	Partial control
Sage, black	-	-	0.75%	For control. Thorough coverage of foliage is necessary for best results.
Sage, white	3 to 7.5	3 - 40	0.75 to 1.5%	Partial control
Sagebrush, California	-	-	0.75%	For control. Thorough coverage of foliage is necessary for best results.
Salmonberry	3 to 4.5	3 - 40	0.75 to 1.2%	For control
Saltcedar	3 to 7.5	3 - 40	0.75 to 1.5%	For control
Sassafras	3 to 7.5	3 - 40	0.75 to 1.5%	Partial control
Sourwood	3 to 7.5	3 - 40	0.75 to 1.5%	Partial control
Sumac; poison, smooth, winged	3 - 6	3 - 40	0.75 to 1.5%	Partial control
Sweetgum	3 to 4.5	3 - 40	0.75 to 1.2%	For control
Swordfern	3 to 7.5	3 - 40	0.75 to 1.5%	Partial control
Tallowtree, Chinese	-	-	0.75%	For control. Thorough coverage of foliage is necessary for best results.
Tanoak resprouts	-	-	1.5%	For partial control. Apply to resprouts that are less than 3 to 6 feet tall. Best results are obtained with fall applications.
Thimbleberry	3 to 4.5	3 - 40	0.75 to 1.2%	For control
Tobacco, tree	-	-	0.75 to 1.5%	Partial control
Trumpet creeper	3 to 4.5	3 - 40	0.75 to 1.2%	For control
Vine maple	3 to 7.5	3 - 40	0.75 to 1.5%	Partial control
Virginia creeper	3 to 7.5	3 - 40	0.75 to 1.5%	For control
Waxmyrtle, southern	3 to 7.5	3 - 40	0.75 to 1.5%	Partial control

Willow	4.5 to 6	3 - 40	0.75 to 1.2%	For control
--------	----------	--------	--------------	-------------

WARRANTY DISCLAIMER

The directions for use of this product must be followed carefully. TO THE EXTENT CONSISTENT WITH APPLICABLE LAW, (1) THE GOODS DELIVERED TO YOU ARE FURNISHED "AS IS" BY MANUFACTURER OR SELLER AND (2) MANUFACTURER AND SELLER MAKE NO WARRANTIES, GUARANTEES, OR REPRESENTATIONS OF ANY KIND TO BUYER OR USER, EITHER EXPRESS OR IMPLIED, OR BY USAGE OF TRADE, STATUTORY OR OTHERWISE, WITH REGARD TO THE PRODUCT SOLD, INCLUDING, BUT NOT LIMITED TO MERCHANTABILITY, FITNESS FOR A PARTICULAR PURPOSE, USE, OR ELIGIBILITY OF THE PRODUCT FOR ANY PARTICULAR TRADE USAGE. UNINTENDED CONSEQUENCES, INCLUDING BUT NOT LIMITED TO INEFFECTIVENESS, MAY RESULT BECAUSE OF SUCH FACTORS AS THE PRESENCE OR ABSENCE OF OTHER MATERIALS USED IN COMBINATION WITH THE GOODS, OR THE MANNER OF USE OR APPLICATION, INCLUDING WEATHER, ALL OF WHICH ARE BEYOND THE CONTROL OF MANUFACTURER OR SELLER AND ASSUMED BY BUYER OR USER. THIS WRITING CONTAINS ALL OF THE REPRESENTATIONS AND AGREEMENTS BETWEEN BUYER, MANUFACTURER AND SELLER, AND NO PERSON OR AGENT OF MANUFACTURER OR SELLER HAS ANY AUTHORITY TO MAKE ANY REPRESENTATION OR WARRANTY OR AGREEMENT RELATING IN ANY WAY TO THESE GOODS.

LIMITATION OF LIABILITY

TO THE EXTENT CONSISTENT WITH APPLICABLE LAW, IN NO EVENT SHALL MANUFACTURER OR SELLER BE LIABLE FOR SPECIAL, INCIDENTAL, OR CONSEQUENTIAL DAMAGES, OR FOR DAMAGES IN THEIR NATURE OF PENALTIES RELATING TO THE GOODS SOLD, INCLUDING USE, APPLICATION, HANDLING, AND DISPOSAL. MANUFACTURER OR SELLER SHALL NOT BE LIABLE TO BUYER OR USER BY WAY OF INDEMNIFICATION TO BUYER OR TO CUSTOMERS OF BUYER, IF ANY, OR FOR ANY DAMAGES OR SUMS OF MONEY, CLAIMS OR DEMANDS WHATSOEVER, RESULTING FROM OR BY REASON OF, OR ARISING OUT OF THE MISUSE, OR FAILURE TO FOLLOW LABEL WARNINGS OR INSTRUCTIONS FOR USE, OF THE GOODS SOLD BY MANUFACTURER OR SELLER TO BUYER. ALL SUCH RISKS SHALL BE ASSUMED BY THE BUYER, USER, OR ITS CUSTOMERS. BUYER'S OR USER'S EXCLUSIVE REMEDY, AND MANUFACTURER'S OR SELLER'S TOTAL LIABILITY SHALL BE FOR DAMAGES NOT EXCEEDING THE COST OF THE PRODUCT.

If you do not agree with or do not accept any of directions for use, the warranty disclaimers, or limitations on liability, do not use the product, and return it unopened to the Seller, and the purchase price will be refunded.

Cornerstone and Charger Max are registered trademarks of *Winfield Solutions, LLC*.
 Amplify, Bullet, Degree, Harness, Lariat, Lasso, Micro-Tech, Partner, Permit, and Roundup Ready are registered trademarks of *Monsanto Technology LLC*.
 Assure, Authority, Canopy, Escort, Krovar, Leadoff, Lorox, Oust, and Telar are trademarks of *E.I. duPont de Nemours and Company*.
 Barricade, Bicep, Boundary, Caliber, Dual, Endurance, Flexstar, Fusion, Princep, Reflex, Solicam and Vanquish are trademarks of *Syngenta Crop Protection Inc.*
 Firstrate, Fulltime, Goal, Python, Surflan, Surpass, Topnotch, and Tordon are trademarks of *Dow AgroSciences LLC*.
 Banvel is a trademark of *Arysta LifeScience N.A. Corp.*
 Arsenal, Clarity, Distinct, Frontier, Guardsman, Marksman, Outlook, Pendulum, Plateau, Prowl, Pursuit, Sahara, Scepter, Squadron, and Steel are trademarks of *BASF Ag Products*.
 Folex is a trademark of *Amvac Chemical Corporation*.
 Axiom, Balance, Def, Domain, Epic, Ginstar, Prep, Ronstar, and Sencor are trademarks of *Bayer CropScience*.
 Aim, Command, and Gauntlet are trademarks of *FMC Corporation*.
 Devrinol is a trademark of *United Phosphorus Inc.*
 Karmex, Direx, Linex, Lorox are trademarks of *Griffin Inc.*

Sim-Trol is a trademark of *Sipcam Agro USA, Inc.*
Valor is a trademark of *Valent Agricultural Products.*