

1381-205

5/17/2007

1/25



UNITED STATES ENVIRONMENTAL PROTECTION AGENCY  
WASHINGTON, D.C. 20460

OFFICE OF  
PREVENTION, PESTICIDES AND  
TOXIC SUBSTANCES

**NOTIFICATION**  
**MAY 17 2007**

Gary Halvorson  
Registration Manager  
Agrilience LLC  
P. O. Box 64089  
St. Paul, MN 55164

**SUBJECT: Application for Pesticide Notification – Request for an Alternate Brand Name**  
Advise 2 FL  
EPA Reg. No. 1381-205  
Application Dated April 20, 2007

Dear Mr. Halvorson:

The Agency is in receipt of your Application for Pesticide Notification under Pesticide Registration Notice (PRN) 98-10 for the above product. The Registration Division (RD) has conducted a review of this request for its applicability under PRN 98-10 and finds that the actions requested fall within the scope of PRN 98-10. The label submitted with the application has been stamped "Notification" and will be placed in our records.

If you have any questions, please call me directly at 703-305-6249 or Terri Stowe of my staff at 703-305-6117.

Sincerely,

Linda Arrington *for*  
Notifications & Minor Formulations Team Leader  
Registration Division (7505P)  
Office of Pesticide Programs

SJC

12/25

	United States <b>Environmental Protection Agency</b> Washington, DC 20460	<input type="checkbox"/> Registration <input type="checkbox"/> Amendment <input checked="" type="checkbox"/> Other	OPP Identifier Number
--	---	--	-----------------------

**Application for Pesticide -Section I**

1. Company/Product Number 1381-205	2. EPA Product Manager Kenny	3. Proposed Classification <input type="checkbox"/> None <input type="checkbox"/> Restricted
4. Company/Product (Name) Advise 2 FL	PM#	
5. Name and Address of Applicant (Include ZIP Code)  Agrilience LLC P.O. Box 64089 St. Paul, MN 55164  <input type="checkbox"/> Check if this is a new address	6. Expedited Review. In accordance with FIFRA Section 3(c)(3)(b)(i), my product is similar or identical in composition and labeling to:  EPA Reg. No. _____ Product Name _____	

NOTIFICATION  
MAY 17 2007

**Section II**

<input type="checkbox"/> Amendment - Explain Below	<input type="checkbox"/> Final printed labels in response to Agency letter dated _____
<input type="checkbox"/> Resubmission in response to Agency letter dated _____	<input type="checkbox"/> "Me Too" Application
<input checked="" type="checkbox"/> Notification - Explain below	<input type="checkbox"/> Other - explain below

**Explanation:** Use additional page(s) if necessary. (For Section I and Section II). Notification of an alternate brand name, Agrisolutions Advise 2FL. This notification is consistent with the provisions of PR Notice 98-10 and EPA regulations at 40 CFR 152.46, and no other changes have been made to the labeling or the confidential statement of formula of this product. I understand that it is a violation of 18 U.S.C. Sec. 1001 to willfully make any false statement to EPA. I further understand that if this notification is not consistent with the terms of PR Notice 98-10 and 40 CFR 152.46, this product may be in violation of FIFRA and I may be subject to enforcement action and penalties under sections 12 and 14 of FIFRA.

**Section III**

**1. Material This Product Will Be Packaged In:**

Child-Resistant Packaging <input type="checkbox"/> Yes* <input type="checkbox"/> No  <small>*Certification must be submitted.</small>	Unit Packaging <input type="checkbox"/> Yes <input type="checkbox"/> No  If "Yes," Unit Package Wt.    No. Per Container	Water Soluble Packaging <input type="checkbox"/> Yes <input type="checkbox"/> No  If "Yes," Package Wt.    No. Per Container	2. Type of Container <input type="checkbox"/> Metal <input type="checkbox"/> Plastic <input type="checkbox"/> Glass <input type="checkbox"/> Paper <input type="checkbox"/> Other (Specify) _____
---	--	--	--

3. Location of Net Contents Information <input type="checkbox"/> Label <input type="checkbox"/> Container	4. Size(s) of Retail Container	5. Location of Label Directions <input type="checkbox"/> On Label <input type="checkbox"/> On Labeling accompanying product
6. Manner In Which Label Is Affixed To Product <input type="checkbox"/> Lithograph <input type="checkbox"/> Other ( _____ ) <input type="checkbox"/> Paper Glued <input type="checkbox"/> Stenciled		

**Section IV**

**1. Contact Point (Complete items directly below for identification of individual to be contacted, if necessary, to process this application.)**

Name Gary Halvorson	Title Registration Manager	Telephone No. (Includes Area Code) _____
------------------------	-------------------------------	---

<p style="text-align: center;"><b>Certification</b></p> I certify that the statements I have made on this form and all attachments thereto are true, accurate and complete. I acknowledge that any knowingly false or misleading statement may be punishable by fine or imprisonment or both under applicable law.		6. Data Application Received  (Stamped)
2. Signature 	3. Title Registration Manager	
4. Typed Name Gary Halvorson	5. Date April 20, 2007	



4  
25



### ADVISE 2FL

For uses in pest management and suppression of insect vectored diseases and maintenance of plant health.

**ACTIVE INGREDIENT:**

Imidacloprid, 1-[(6-Chloro-3-pyridinyl)methyl]-N-nitro-2-imidazolidinimine . . . . . 21.4%

**OTHER INGREDIENTS:** . . . . . 78.6%

**TOTAL:** . . . . . 100.0%

Contains 2 pounds of imidacloprid per gallon.

SHAKE WELL BEFORE USING  
**KEEP OUT OF REACH OF CHILDREN**

**NOTIFICATION**  
**MAY 17 2007**

**CAUTION**

FIRST AID	
<b>IF SWALLOWED</b>	<ul style="list-style-type: none"> <li>• Call a poison control center or doctor immediately for treatment advice.</li> <li>• Have person sip a glass of water if able to swallow.</li> <li>• Do not induce vomiting unless told to do so by a poison control center or doctor.</li> <li>• Do not give anything by mouth to an unconscious person.</li> </ul>
<b>IF IN EYES</b>	<ul style="list-style-type: none"> <li>• Hold eye open and rinse slowly and gently with water for 15 to 20 minutes.</li> <li>• Remove contact lenses, if present, after the first 5 minutes, then continue rinsing eye.</li> <li>• Call a poison control center or doctor for treatment advice.</li> </ul>
<b>IF ON SKIN OR CLOTHING</b>	<ul style="list-style-type: none"> <li>• Take off contaminated clothing.</li> <li>• Rinse skin immediately with plenty of water for 15 to 20 minutes.</li> <li>• Call a poison control center or doctor for treatment advice.</li> </ul>
<p>In case of emergency call CHEMTREC toll free at 1-800-424-9300. Have a product container or label with you when calling a poison control center or doctor, or going for treatment.</p>	
<p>Note To Physician: No specific antidote is available. Treat the patient symptomatically.</p>	

**PRECAUTIONARY STATEMENTS**  
**HAZARDS TO HUMANS AND DOMESTIC ANIMALS**  
**CAUTION**

Harmful if swallowed or absorbed through skin. Avoid contact with skin, eyes, or clothing.

EPA Reg. No. 1381- 205

Distributed By:  
Agriliance, LLC  
P.O. Box 64089  
St. Paul, MN 55164-0089

EPA Est. No. 03-28-07  
**NET CONTENTS:**

03-28-07

### PERSONAL PROTECTIVE EQUIPMENT

Applicators and Other Handlers Must Wear:

- Long-sleeved shirt and long pants
- Chemical-resistant gloves made of any waterproof material such as, barrier laminate, butyl rubber, nitrile rubber, neoprene rubber, natural rubber, polyethylene, polyvinyl chloride (PVC) or viton.
- Shoes plus socks

Follow manufacturer's instructions for cleaning/ maintaining personal protective equipment, PPE. If no such instructions for washables, use detergent and hot water. Keep and wash PPE separately from other laundry.

### ENGINEERING CONTROLS STATEMENTS

When handlers use closed systems, enclosed cabs, or aircraft in a manner that meets the requirements listed in the Worker Protection Standard (WPS) for agricultural pesticides [40 CFR 170.240(d)(4-6)], the handler PPE requirements may be reduced or modified as specified in the WPS.

### USER SAFETY RECOMMENDATIONS

User should:

- Wash hands before eating, drinking, chewing gum, using tobacco or using the toilet.
- Remove clothing immediately if pesticide gets inside. Then wash thoroughly and put on clean clothing.
- Remove PPE immediately after handling this product. Wash the outside of gloves before removing. As soon as possible, wash thoroughly and change into clean clothing.

### ENVIRONMENTAL HAZARDS

Do not apply directly to water, areas where surface water is present or to intertidal areas below the mean high water mark. Do not contaminate water when disposing of equipment washwaters.

This product is highly toxic to bees exposed to direct treatment or residues on blooming crops or weeds. Do not apply this product or allow it to drift to blooming crops or weeds if bees are visiting the treatment area. This product is toxic to wildlife and highly toxic to aquatic invertebrates.

This chemical demonstrates the properties and characteristics associated with chemicals detected in ground water. The use of this chemical in areas where soils are permeable, particularly where the water table is shallow, may result in groundwater contamination.

**OBSERVE THE FOLLOWING PRECAUTIONS WHEN MIXING AND APPLYING IN THE VICINITY OF AQUATIC AREAS SUCH AS LAKES; RESERVOIRS, RIVERS, PERMANENT STREAMS, MARSHES OR NATURAL PONDS; ESTUARIES AND COMMERCIAL FISH FARM PONDS.**

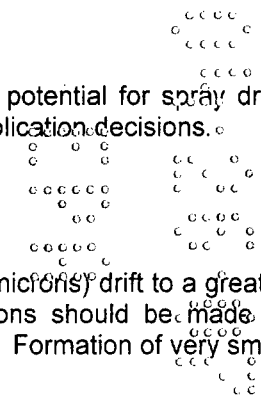
### SPRAY DRIFT MANAGEMENT

The interaction of many equipment and weather related factors determine the potential for spray drift. The applicator is responsible for considering all of these factors when making application decisions.

Avoiding spray drift is the responsibility of the applicator.

#### Importance of Droplet Size

An important factor influencing drift is droplet size. Small droplets (<150 – 200 microns) drift to a greater extent than large droplets. Within typical equipment specifications, applications should be made to deliver the largest droplet spectrum that provides sufficient control and coverage. Formation of very small droplets may be minimized by appropriate nozzle selection.



### Wind Speed Restrictions

Drift potential increases at wind speeds of less than 3 mph (due to inversion potential) or more than 10 mph. However, many factors, including droplet size, canopy and equipment specifications determine drift potential at any given wind speed. Do not apply when winds are greater than 15 mph and avoid gusty and windless conditions. Risk of exposure to sensitive aquatic areas can be reduced by avoiding applications when wind direction is toward the aquatic area.

### Restrictions During Temperature Inversions:

Do not make ground applications during temperature inversions. Drift potential is high during temperature inversions. Temperature inversions restrict vertical air mixing, which causes small suspended droplets to remain close to the ground and move laterally in a concentrated cloud. Temperature inversions are characterized by increasing temperature with altitude and are common on nights with limited cloud cover and light to no wind. They begin to form as the sun sets and often continue into the morning. Their presence can be indicated by ground fog; however, if fog is not present, inversions can also be identified by the movement of smoke from a ground source. Smoke that layers and moves laterally in a concentrated cloud (under low wind conditions) indicates an inversion, while smoke that moves upward and rapidly dissipates indicates good vertical mixing.

### Mixing and Loading Requirements

To avoid potential contamination of groundwater, the use of a properly designed and maintained containment pad for mixing and loading of any pesticide into application equipment is recommended. If containment pad is not used, maintained a minimum distance of 25 feet between mixing and loading area and potential surface to groundwater conduits such as field sumps, uncased well heads, sinkholes or field drains.

### No-Spray Zone Requirements for Soil Applications

Do not apply within 25 feet of lakes, reservoirs, rivers, permanent streams, marshes or natural ponds, estuaries and commercial fish farm ponds.

### Runoff Management

Do not cultivate within 10 feet of the aquatic areas to allow growth of a vegetative filter strip. When using ADVISE 2FL on erodible soils, Best Management Practices for minimizing runoff should be employed. Consult your local Natural Resources Conservation Service for recommendations in your use area.

### Endangered Species Notice

Under the Endangered Species Act, it is a Federal Offense to use any pesticide in a manner that results in the death of a member of an endangered species. Consult your local county bulletin, County Extension Agent, or Pesticide State Lead Agency for information concerning endangered species in your area.

### Resistance Management

Some insects may develop resistance to imidacloprid after repeated use. As with any insecticide, the use of this product should conform to resistance management strategies established for the use area.

This product contains a Group 4A insecticide. Insect biotypes with acquired or inherent resistance to Group 4A may eventually dominate the insect population if Group 4A insecticides are used repeatedly as the predominant method of control for targeted species.

The Active ingredient in this product belongs to the neonicotinoid chemical class. Insect pests resistant to other chemical classes have not shown cross-resistance to this product. In order to maintain susceptibility to this class of chemistry in insect species with the high resistance development potential, it is recommended that for each crop season: 1) only a single, soil application of this product be made; 2) foliar applications of products from this same class not be made following a long residual, soil application of this product, or other neonicotinoid products.

Other Group 4A neonicotinoid products used as a foliar treatments include: Actara, Assail, Calypso, Centric, Clutch, Couraze, Intruder, Leverage, Pasada, Provado, Trimaz Pro, and Venom.

Other Group 4A neonicotinoid products used as soil treatments include: Admire Pro, Alias, Couraze, Platinum and Venom.

Contact your local extension specialists, certified crop advisor and /or product manufacturer for additional insect resistance management recommendations. Also, for more information on Insect Resistance management (IRM), visit the Insecticide Resistance Action Committee (IRAC) on the web at <http://www.irac-online.org/>.

### DIRECTIONS FOR USE

It is a violation of Federal law to use this product in a manner inconsistent with its labeling.

Do not apply this product in a way that will contact workers or other persons, either directly or through drift. Only protected handlers may be in the area during application. For any requirements specific to your State or Tribe, consult the agency responsible for pesticide regulation.

### AGRICULTURAL USE REQUIREMENTS

Use this product only in accordance with its labeling and with the Worker Protection Standard, 40 CFR part 170. This Standard contains requirements for the protection of agricultural workers on farms, forests, nurseries, and greenhouses, and handlers of agricultural pesticides. It contains requirements for training, decontamination, notification, and emergency assistance. It also contains specific instructions and exceptions pertaining to the statements on this label about personal protective equipment (PPE) and restricted-entry interval. The requirements in this box only apply to uses of this product that are covered by the Worker Protection Standard.

Do not enter or allow worker entry into treated areas during the restricted entry interval (REI) of 12 hours.

Exception: If the product is soil-injected or soil-incorporated, the Worker Protection Standard, under certain circumstances, allows workers to enter the treated area if there will be no contact with anything that has been treated.

PPE required for early entry to treated areas that is permitted under the Worker Protection Standard and that involves contact with anything that has been treated, such as plants, soil, or water, is:

- Coveralls
- Chemical-resistant gloves made of any waterproof material such as, barrier laminate, butyl rubber, nitrile rubber, neoprene rubber, natural rubber, polyethylene, polyvinyl chloride (PVC) or viton
- Shoes plus socks

### STORAGE AND DISPOSAL

Do not contaminate water, food, or feed by storage or disposal.

PESTICIDE STORAGE: Store in a cool, dry place and in such a manner as to prevent cross contamination with other pesticides, fertilizers, food, and feed. Store in original container and out of the reach of children, preferably in a locked storage area.

Handle and open container in a manner as to prevent spillage. If the container is leaking, invert to prevent leakage. If container is leaking or material spilled for any reason or cause, carefully dam up spilled material to prevent runoff. Refer to Precautionary Statements on label for hazards associated with the handling of this material. Do not walk through spilled material. Absorb spilled material with absorbing type

compounds and dispose of as directed for pesticides below. In spill or leak incidents, keep unauthorized people away.  
**PESTICIDE DISPOSAL:** Wastes resulting from the use of this product may be disposed of on site or at an approved waste disposal facility.  
**CONTAINER DISPOSAL:** Triple rinse (or equivalent). Then offer for recycling or reconditioning, or puncture and dispose of in a sanitary landfill or by incineration, or, if allowed by State and local authorities, by burning. If burned, stay out of smoke.

Do not apply this product through any type of irrigation system unless it is specified in the "Recommended Application" section.

**APPLICATION RECOMMENDATIONS**

Applications of this product should direct product into the seed or root-zone of crop. Failure to place this product into root-zone may result in loss of control or delay in onset of activity. This product may be applied with ground or chemigation application. Do not apply with aerial application equipment. Broadcast, foliar applications are only recommended to seedling flats or trays, or where product is intended to be washed from foliage to soil prior to drying on foliage.

Optimum activity of this product results from applications to the root-zone of plants to be protected. The earlier this product is available to a developing plant, the earlier the protection begins. This product is continuously taken into the roots over a long period of time and the systemic nature of this product allows movement from roots through the xylem tissue to all vegetative parts of the plant. This results in extended residual activity of this product, the control of insects and the prevention and/or reduction of virus transmission or symptom expression, and plant health benefits. The rate of Advise 2FL applied affects the length of the plant protection period. Higher rates are recommended when infestations occur later in crop development, or where pest pressure is continuous. This product will generally not control insects infesting flowers, blooms or fruit. Additional crop protection may be required for insects feeding in, or on these plant parts and for insects not listed in the crop-specific, pests controlled sections of this label. Additional, specific Advise 2FL application recommendations are also provided in the crop-specific sections of this label.

Suppression, or less than complete control of certain diseases and insect pests including reduced feeding may also result from an ADVISE 2FL applications. Complete control of these pests/diseases may require supplemental control measures.

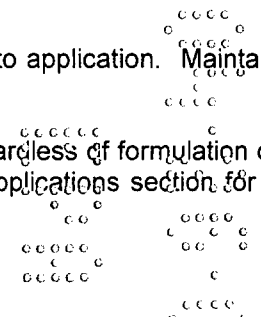
ADVISE 2FL use on crops grown for production of true seed intended for private or commercial planting is generally not recommended but may be allowed under State specific, supplemental labeling. Extreme care should be taken to minimize exposure of ADVISE 2FL to honey bees and other beneficial pollinators. Contact your local Cooperative Extension Service, PCAs, consultants or local Agrilience representative for application on these type crops.

ADVISE 2FL should be pre-mixed with water or other appropriate diluents prior to application. Maintain constant agitation to avoid settling.

Do not apply more than 0.50 lbs active ingredient per acre, per crop season, regardless of formulation or method of application, unless specified within a crop-specific, Recommended Applications section for a given crop.

**MIXING INSTRUCTIONS**

To prepare the application mixture, add a portion of the required amount of water to the tank and with agitation add this product. Complete filling tank with the balance of water needed. Maintain sufficient agitation during both mixing and application. This product may also be used with other pesticides and/or





fertilizer solutions. Please see Compatibility note below. When tank mixture of this product and other pesticides are involved, prepare the tank mixture as recommended above and follow suggested mixing order below.

**Mixing Order**

When pesticide mixtures are needed, add wettable powders first, this product and other flowable (suspension concentrate products second, and emulsifiable concentrates last. Ensure good agitation as each component is added. Do not add an additional component until the previous is thoroughly mixed. If a fertilizer solution is added, a fertilizer/pesticide compatibility agent may be needed. Maintain constant agitation during both mixing and application to ensure uniformity of spray mixture.

**Compatibility Note**

Unless the applicator has prior knowledge of the compatibility of the intended tank mixture, Agrilience recommends a small scale test by adding proportionate amounts of each ingredient in the appropriate order, to a clear pint or quart sized jar. Cap and shake for 5 minutes, then let set for 5 minutes. Any visual indication of poor mixing or formation of precipitates that cannot be easily re-dispersed indicates incompatibility and the mixture that should not be used.

**USE IN CHEMIGATION SYSTEMS**

Types of Irrigation Systems: Chemigation applications of ADVISE 2FL may only be made to crops through chemigation systems as specified in crop-specific Application sections and only through low-pressure irrigation systems unless specifically recommended for a given crop. Do not apply ADVISE 2FL through any other type of irrigation system.

Uniform Water Distribution and System Calibration: The irrigation system must provide uniform distribution of treated water. Crop injury, lack of effectiveness, or illegal pesticide residues in the crop can result from non-uniform distribution of treated water.

The system must be calibrated to uniformly apply the rates specified. If you have questions about calibration, you should contact State Extension Service specialists, equipment manufacturers or other experts.

Chemigation Monitoring: A person knowledgeable of the chemigation system and responsible for its operation, or under the supervision of the responsible person, shall shut the system down and make necessary adjustments should the need arise.

Drift: Do not apply when wind speed favors drift beyond the area intended for treatment.

Required System Safety Devices: The system must contain a functional check valve, vacuum relief valve, and low pressure drain appropriately located on the irrigation pipeline to prevent water source contamination from backflow.

The pesticide injection pipeline must contain a functional, automatic, quick-closing check valve to prevent the flow of fluid back toward the injection pump.

The pesticide injection pipeline must also contain a functional, normally closed, solenoid-operated valve located on the intake side of the injection pump and connected to the system interlock to prevent fluid from being withdrawn from the supply tank when the irrigation system is either automatically or manually shut down.

The system must contain functional interlocking controls to automatically shut off the pesticide injection pump when the water pump motor stops.

The irrigation line or water pump must include a functional pressure switch which will stop the water pump motor when the water pressure decreases to the point where pesticide distribution is adversely affected. Systems must use a metering pump, such as a positive displacement injection pump (e.g., diaphragm pump) effectively designed and constructed of materials that are compatible with pesticides and capable of being fitted with a system interlock.

Using Water from Public Water Systems: Public water system means a system for the provision to the public of piped water for human consumption if such system has at least 15 service connections or regularly serves an average of at least 25 individuals daily at least 60 days out of the year.

Chemigation systems connected to public water systems must contain a functional, reduced-pressure zone, back flow preventer (RPZ) or the functional equivalent in the water supply line upstream from the point of pesticide introduction. As an option to the RPZ, the water from the public water system should be discharged into a reservoir tank prior to pesticide introduction. There shall be a complete physical break (air gap) between the outlet end of the fill pipe and to top or overflow rim of the reservoir tank of at least twice the inside diameter of the fill pipe. The pesticide injection pipeline must contain a functional automatic quick-closing check valve to prevent the flow of fluid back toward the injection. The pesticide injection pipeline must contain a functional normally closed solenoid-operated valve located on the intake side of the injection pump and connected to the system interlock to prevent fluid from being withdrawn from the supply tank when the irrigation system is either automatically or manually shut down. The system must contain functional interlocking controls to automatically shut off the pesticide injection pump when the water pump motor stops or in cases where there is no water pump, when the water pressure decreases to the point where pesticide distribution is adversely affected. Systems must use a metering pump such as a positive displacement injection pump (e.g. diaphragm pump) effectively designed and constructed of materials that are compatible with pesticides and capable of being fitted with a system interlock.

**ROTATIONAL CROPS\***

Treated areas may be replanted with any crop specified on an imidacloprid label, or any crop for which a tolerance exists for the active ingredient, as soon as practical following the last application. For crops not listed on an imidacloprid label, or for crops for which no tolerances for the active ingredient have been established, a 12-month plant-back interval should be observed.

PLANTBACK INTERVAL	COMMENT
Immediate Plant-back:	Any crop listed on this label plus the following crops not on this label: barley, canola, cardoon, corn (field, sweet and pop), rapeseed, sorghum, sugar beet, and wheat.
30-Day Plant-back:	Cereals (including buckwheat, millet, oats, rice, rye and triticale), soybeans, safflower
12-Month Plant-back:	All other crops

\*Cover crops for soil building or erosion control may be planted any time, but do not graze or harvest for food or feed.

**FIELD CROPS**

**COTTON**

To control Aphids, Plant bugs, Thrips, Whiteflies apply 1.3 fluid ounces per 1,000 row feet. Equivalent to 17.0 to 21.1 fluid ounces per acre depending on row spacing.

Apply label rate of ADVISE 2FL in one of the following methods:

1. In-furrow spray during planting directed on or below seed;
2. In a narrow band directly below the eventual seed row in a bedding operation 7 or fewer days before planting;
3. Chemigation into root-zone through low-pressure drip or trickle irrigation.

**Notes and Restrictions for Cotton:**

- Maximum ADVISE 2FL allowed per crop season: 21.1 fluid ounces/Acre (0.33 lb ai/Acre)
- Apply no more than 0.5 lb active ingredient of imidacloprid per acre per season including seed treatment, soil and foliar uses.
- Do not apply more than a total of 6 applications of the active ingredient per season.
- Do not graze treated fields after any application of ADVISE 2FL.

Please see Resistance Management section of this label.

**POTATO**

To control Aphids, Colorado potato beetle, Flea beetles, Potato Psyllids apply 0.9 to 1.3 fluid ounces per 1,000 row feet. Equivalent to 13.0 to 20.0 fluid ounces per acre depending on row spacing.

To suppress wireworms or in response to symptoms of Potato leaf roll virus (PLRV), Potato yellows, or Net necrosis (PLRV) apply 0.9 to 1.3 fluid ounces per 1,000 row feet. Equivalent to 13.0 to 20.0 fluid ounces per acre depending on row spacing.

**SOIL APPLICATION**

Apply specified dosage of ADVISE 2FL in one of the following methods:

1. In-furrow spray during planting directed on the seed pieces or seed potatoes;
2. Subsurface side-dress on both sides of the row covered with 3 or more inches of soil;
3. Narrow band spray at ground cracking directly over the row during hilling covered with 3 or more inches of soil;
4. In the bedding operation (7 days or less) before planting, apply a narrow band directly below the eventual seed row. To be effective applications must be placed below soil-surface and in contact with seed piece or within root-zone. For potatoes grown on highly permeable soils with shallow water table, at-plant applications of ADVISE 2FL may be made in a 2 to 4 inch band (width of planter shoe opening) and completely covered.

**POTATO (Seed Piece Treatment) \***

To control Aphids, Colorado potato beetle, Flea beetles, Leafhoppers, Potato Psyllids, and Wireworms apply 0.4 to 0.8 fluid ounces per 1,000 row feet. Equivalent to 8.0 to 16.0 fluid ounces per acre depending on row spacing. (Based on a seeding rate of 2000 lbs/acre)

In response to symptoms of Potato leaf roll virus (PLRV), Potato yellows, or Net necrosis (PLRV) apply 0.8 fluid ounces per 1,000 row feet. Equivalent to 16.0 fluid ounces per acre depending on row spacing.

Apply specified dosage as a diluted spray onto seed-pieces using a shielded spray system. Dilute with 3 parts water, or less, to 1 part ADVISE 2FL. Maintain agitation during application. Fungicide dust treatments may be applied after ADVISE 2FL application. Application should only be made in areas with adequate ventilation. Plant seed-pieces as soon as possible after treating. Seed-pieces treated with Imidacloprid 2 FL AG should not be exposed to sunlight.

**Notes and Restrictions for Potato Seed Piece Treatment:**

- Maximum ADVISE 2FL allowed per crop season: 20.0 fluid ounces/Acre (0.31 lb AI/Acre)
- Do not use treated seed-pieces for food, feed, or fodder.
- Do not apply any subsequent application of ADVISE 2FL or any other imidacloprid based product in-

furrow), following an ADVISE 2FL seed-piece treatment.  
\*Use not permitted in California unless otherwise directed by supplemental labeling.

**TOBACCO**

To control Mole Crickets, Whiteflies, Wireworms apply 1.4 to 2.8 fluid ounce per 1,000 plants as seedling tray drench or 1.8 to 2.8 fluid ounces per 1000 plants as an in-furrow or transplant water.

To suppress cutworms or in response to symptoms of Tomato spotted wilt virus (TSWV) apply 1.4 to 2.8 fluid ounce per 1,000 plants as seedling tray drench or 1.8 to 2.8 fluid ounces per 1000 plants as an in-furrow or transplant water.

Apply specified dosage of ADVISE 2FL in one of the following methods:

1. Broadcast foliar spray to seedlings in trays (tray drench) not more than 7 days prior to transplanting. Follow as soon as possible with overhead irrigation to wash ADVISE 2FL from foliage into potting media. Failure to wash ADVISE 2FL from foliage may result in a reduction in pest control. Handle transplants carefully during setting to avoid dislodging treated potting media from roots.
2. In-furrow spray or transplant-water drench during setting.
3. Chemigation into root-zone through low-pressure drip, trickle, micro-sprinkler or equivalent equipment.

Note: Proper drench applications to plants in trays with ADVISE 2FL are generally the best method of application. However, the specified rate of ADVISE 2FL may be applied as combination of the tray drench in the planthouse and/or transplant-water drench in field. Adverse growing conditions may cause a delay in uptake of ADVISE 2FL into the plant and a delay in control.

To control Aphids and Flea beetles apply 1.0 fluid ounce per 1,000 plants as seedling tray drench or 1.4 fluid ounces per 1000 plants as an in-furrow or transplant water.

Notes and Restrictions for Tobacco:

- Pre-Harvest Interval (PHI): 14 days
- Maximum ADVISE 2FL allowed per crop season is 32.0 fluid ounces/Acre (0.50 lb ai/acre)

**VEGETABLE AND SMALL FRUIT CROPS**

**CUCURBIT VEGETABLES<sup>1</sup>**

Including: Chayote (fruit), Chinese waxgourd, (Chinese preserving melon), Citron melon, Cuban pumpkin, Cucumber, Gherkin, Gourds (edible, includes hyotan, cucuzza, hechima, Chinese okra), Momordica spp. (includes balsam apple, balsam pear, bitter melon, Chinese cucumber), Muskmelon (hybrids and/or cultivars of Cucumis melo including true cantaloupe, cantaloupe, casaba, Crenshaw melon, golden pershaw melon, honeydew melon, honey balls, mango melon, Persian melon, pineapple melon, Santa Claus melon, snake melon and Winter melon), Pumpkin, Squash (includes summer squash types such as: butternut squash, calabaza, crookneck squash, Hubbard squash, scallop squash, straightneck squash, vegetable marrow and zucchini, and winter squash types such as acorn squash and spaghetti squash), Watermelon (includes hybrids and/or varieties of Citrullus lanatus)

To control Aphids, Cucumber beetles, Leafhoppers, Thrips (Foliar-feeding thrips only), Whiteflies apply 16.0 to 24.0 fluid ounces per acre.

For suppression in response to Bacterial wilt (as vectored by various cucumber beetles) Leaf silencing resulting from whitefly feeding apply 16.0 to 24.0 fluid ounces per acre.

Apply specific dosage of ADVISE 2FL in one of the following methods:

1. Chemigation into root-zone through low-pressure drip, trickle, micro-sprinkler or equivalent equipment
2. In-furrow spray directed on or below seed

3. Narrow (2" or less) surface band spray over seed-line during planting incorporated to a depth of 1 to 1 1/2" with sufficient irrigation within 24 hours of application;
4. Narrow band spray directly below eventual seed row in bedding operation 14 or fewer days before planting
5. Post-seeding drench, transplant-water drench or hill drench
6. Subsurface side-dress on both sides of each row. ADVISE 2FL must be incorporated into root-zone

**Notes and Restrictions for Cucurbit Vegetables:**

- Preharvest Interval (PHI): 21 days
- Maximum ADVISE 2FL allowed per application: 24.0 fluid ounces/Acre (0.38 lb ai/acre)

**CUCURBIT VEGETABLES (Planthouse Application) \* 1**

<sup>1</sup>Not for use on crops grown for seed unless allowed by state-specific supplemental labeling.

To control Aphids and Whiteflies apply 0.1 fluid ounce per 1000 plants.

Apply specified dosage to seedlings in trays in the planthouse, targeting soil media (tray drench), not more than 7 days prior to transplanting, in one of the following manners:

1. Uniform, broadcast high-volume foliar spray, followed immediately by sufficient overhead irrigation to wash ADVISE 2FL from foliage into potting media without loss of gravitational liquid from the bottom of the tray. Failure to wash ADVISE 2FL from foliage may result in reduced pest control
2. Injection into overhead irrigation system, using adequate volume to thoroughly saturate soil media without loss of gravitational solution from the bottom of the tray.

The application made in the planthouse will only provide short-term protection and is not intended as a substitution for a field application. An additional field application must be made within 2 weeks following transplanting to provide continuous protection. Applications of higher rates or increased number of applications in planthouse may result in significant plant injury. Transplants should be handled carefully during setting to avoid dislodging treated potting media from roots.

Important Note: Not all varieties of fruiting vegetables have been tested for tolerance to ADVISE 2FL applied to seedling flats. It is therefore recommended to treat a small number of plants and confirm tolerance for 7 days prior to treating entire planthouse.

<sup>1</sup>Not for use on crops grown for seed unless allowed by state-specific supplemental labeling.

\*Use not permitted in California unless otherwise directed by supplemental labeling.

**GREENHOUSE VEGETABLES<sup>1</sup>**

(mature plants in production greenhouses)

Cucumber, Tomato Only

<sup>1</sup>Not for use on crops grown for seed unless allowed by state-specific supplemental labeling.

To control Aphids and Whiteflies apply 1.4 fluid ounces per 1000 plants.

Apply specified dosage in a minimum of 16 gallons of water for tomatoes and 21 gallons of water for cucumbers using soil drenches, micro-irrigation, drip irrigation, or hand-held or motorized calibrated irrigation equipment. Do not apply to immature plants since phytotoxicity may occur.

Applications should be made when infestation pressure surpasses threshold and beneficials are not able to maintain pest populations below damage thresholds. Repellency of bumble bee pollinators and negative effects on some beneficial (Orius sp.) Can occur when ADVISE 2FL is applied.

Many varieties of vegetables have been tested for tolerance to ADVISE 2FL and show good safety.

However, certain varieties may show more sensitivity to ADVISE 2FL. Therefore, treatment of a few plants is recommended before treating the whole greenhouse.

Notes and Restrictions for Greenhouse Vegetables:

- Pre-Harvest Interval (PHI): 0 days
- Maximum number ADVISE 2FL applications per crop season: 1

**FRUITING VEGETABLES<sup>1</sup>**

Including: Eggplant, Ground Cherry, Okra, Pepper (Including Bell peppers, Chili peppers, Cooking peppers, Pimentos and Sweet peppers), Tomato, Pepinos, Tomatillo

<sup>1</sup>Not for use on crops grown for seed unless allowed by state-specific supplemental labeling.

To control Aphids, Colorado potato beetle, Flea beetles, Leafhoppers, Thrips (Foliar-feeding thrips only), Whiteflies apply 16.0 to 24.0 fluid ounces per acre. For Okra and Pepper apply 16.0 to 32.0 fluid ounces per acre.

For suppression in response to symptoms of Tomato mottle virus, Tomato spotted wilt virus, Tomato yellow leaf curl virus apply 16.0 to 24.0 fluid ounces per acre. For Okra and Pepper apply 16.0 to 32.0 fluid ounces per acre.

Apply specific dosage of ADVISE 2FL in one of the following methods:

1. Chemigation into root-zone through low-pressure drip, trickle, micro-sprinkler or equivalent equipment
2. In-furrow spray directed on or below seed
3. Narrow (2" or less) surface band spray over seed-line during planting incorporated to a depth of 1 to 1 1/2 " with sufficient irrigation within 24 hours of application
4. Narrow band spray directly below eventual seed row in bedding operation 14 or fewer days before planting
5. Post seeding drench, transplant-water drench, or hill drench.
6. Subsurface side-dress on both sides of each row. ADVISE 2FL must be incorporated into root-zone.

Notes and Restrictions for Fruiting Vegetables:

- Pre-Harvest Interval (PHI): 21 days
- Maximum ADVISE 2FL allowed on pepper and okra crops per application: 32.0 fluid ounces/Acre (0.50 lb ai/acre)
- Maximum ADVISE 2FL allowed on other fruiting vegetable crops per application: 24.0 fluid ounces/Acre (0.38 lb ai/acre)

**FRUITING VEGETABLES (Planthouse application)\***

To control Aphids and Whiteflies apply 0.1 fluid ounce per 1000 plants.

Apply specified dosage to seedlings in trays in the planthouse, targeting soil media (tray drench), not more than 7 days prior to transplanting, in one of the following manners:

1. Uniform, broadcast high-volume foliar spray, followed immediately by sufficient overhead irrigation to wash ADVISE 2FL from foliage into potting media without loss of gravitational liquid from the bottom of the tray. Failure to wash ADVISE 2FL from foliage may result in reduced pest control
2. Injection into overhead irrigation system, using adequate volume to thoroughly saturate soil media without loss of gravitational solution from the bottom of the tray.

The application made in the planthouse will only provide short-term protection and is not intended as a substitution for a field application. An additional field application must be made within 2 weeks following transplanting to provide continuous protection. Applications of higher rates or increased number of applications in planthouse may result in significant plant injury. Transplants should be handled carefully during setting to avoid dislodging treated potting media from roots.

Notes and Restrictions for Fruiting Vegetable Planthouse Application:

- Maximum amount ADVISE 2FL applied in the planthouse: 0.1 fluid ounces (0.00156 lb AI)/1000 Plants
- Maximum number ADVISE 2FL applications in planthouse: 1

\*Not permitted in California unless otherwise specified by supplemental labeling.

Important Note: Not all varieties of fruiting vegetables have been tested for tolerance to ADVISE 2FL applied to seedling flats. It is therefore recommended to treat a small number of plants and confirm tolerance for 7 days prior to treating entire planthouse.

**HEAD and STEM BRASSICA VEGETABLES<sup>1</sup>**

Including: Broccoli, Broccoli raab (rapini), Brussels sprouts, Cabbage, Cauliflower, Cavalo broccoli, Chinese (bok choy) cabbage, Chinese (napa) cabbage, Chinese mustard (gai Choy) cabbage, Collards, Kale, Kohlrabi, Mizuna, Mustard Greens, Mustard spinach, Rape greens, Turnip tops (leaves)

**LEAFY VEGETABLES<sup>1</sup>**

Including: amaranth (leafy amaranth, Chinese spinach, tampala), Arugula (Roquette), Chervil, Chrysanthemum (edible leaved and garland), Cilantro, Corn salad, Cress (garden), Cress (upland, yellow rocket, winter cress), Dandelion, Dock (sorrel), Endive (escarole), Lettuce (head and leaf), Orach, Parsley, Purslane (garden and winter), Raddicchio (red chicory), Spinach (including New Zealand and vine (Malabar spinach, Indian spinach)), Watercress (commercial production only, applications must not be made to native cress growing in streams or other bodies of water), Watercress (upland)

<sup>1</sup>Not for use on crops grown for seed unless allowed by state-specific supplemental labeling.

To control Aphids and Whiteflies apply 10.0 to 24.0 fluid ounces per acre (based on 36 inch row spacing).

Apply specified dosage of ADVISE 2FL in one of the following methods:

1. Chemigation into root-zone through low-pressure drip, trickle, micro-sprinkler or equivalent equipment
2. In-furrow spray directed on or below seed
3. Narrow (2" or less) surface band spray over seed-line during planting incorporated to a depth of 1 to 1 1/2" with sufficient irrigation within 24 hours of application;
4. Narrow band spray directly below eventual seed row in bedding operation 14 or fewer days before planting
5. Post-seeding drench, transplant-water drench or hill drench
6. Subsurface side-dress on both sides of each row. ADVISE 2FL must be incorporated into root-zone

Notes and Restrictions for Head and Stem Vegetables and Leafy Vegetables:

- Pre-Harvest Interval (PHI): 21 days
- Maximum ADVISE 2FL allowed per application: 24.0 fluid ounces/Acre (0.38 lb ai/acre)

**LEAFY PETIOLE VEGETABLES**

Including: Cardoon, Celery, Chinese celery (fresh leaves and stalk only), Celtuce, Florence fennel, including sweet anise, sweet fennel, Finocchio), Rhubarb, Swiss chard

<sup>1</sup>Not for use on crops grown for seed unless allowed by state-specific supplemental labeling.

To control Aphids, Leafhoppers, Whiteflies apply 10.0 to 24.0 fluid ounces per acre.

Apply specified dosage of ADVISE 2FL in one of the following methods:

1. Chemigation into root-zone through low-pressure drip, trickle, micro-sprinkler or equivalent equipment
2. In-furrow spray directed on or below seed
3. Narrow (2" or less) surface band spray over seed-line during planting incorporated to a depth of 1 to 1 1/2"

- 1/2" with sufficient irrigation within 24 hours of application;
- 4. Narrow band spray directly below eventual seed row in bedding operation 14 or fewer days before planting
- 5. Post-seeding drench, transplant-water drench or hill drench
- 6. Subsurface side-dress on both sides of each row. ADVISE 2FL must be incorporated into root-zone

Notes and Restrictions for Leafy Petiole Vegetables:

- Pre-Harvest Interval (PHI): 45 days
- Maximum ADVISE 2FL allowed per application: 24.0 fluid ounces/Acre (0.38 lb ai/acre)

**LEGUME VEGETABLES<sup>1</sup> (except soybean, dry)**

Including: Edible Podded and Succulent Shelled Pea and Bean and Dried Shelled Pea and Bean (Lupinus spp., includes grain lupin, sweet lupin, white lupin, and white sweet lupin)  
 Bean (Phaseolus spp., includes field bean, kidney bean, lima bean, navy bean, pinto bean, runner bean, snap bean, tepary bean, wax bean)  
 Bean (Vigna spp., includes adzuki bean, asparagus bean, blackeyed pea, catjang, Chinese longbean, cowpea, Crowder pea, moth bean, mung bean, rice bean, Southern pea, urd bean, yardlong bean)  
 Pea (Pisum spp., includes dwarf pea, edible-pod pea, English pea, field pea, garden pea, green pea, snow pea, sugar snap pea)  
 Other Beans and Peas (Broad bean (fava), Chickpea (garbanzo bean), Guar, Jackbean, Lablab bean (Hyacinth bean), Lentil, Pigeon pea, Soybean (immature seed), Sword bean)

<sup>1</sup>Not for use on crops grown for seed unless allowed by state-specific supplemental labeling.

To control Aphids, Leafhoppers, Thrips (foliar feeding only), Whiteflies apply 16.0 to 24.0 fluid ounces per acre.

For suppression In response to symptoms of Bean common mosaic virus (BCMV), Bean golden mosaic virus (BGMV), Beet curly top hybrigeminivirus (BCTV) apply 16.0 to 24.0 fluid ounces per acre.

Apply specified dosage of ADVISE 2FL in one of the following methods:

1. Chemigation into root-zone through low-pressure drip, trickle, micro-sprinkler or equivalent equipment
2. In-furrow spray at planting directed on or below seed
3. In a narrow (2" or less) surface band over seed-line during planting incorporated into a depth of 1 to 1 1/2" with sufficient irrigation within 24 hours following application
4. In a narrow band directly below the eventual seed row in a bedding operation 7 or fewer days before planting
5. As a post-seeding drench, transplant drench, or hill drench.

Notes and Restrictions for Legume Vegetables:

- Preharvest Interval (PHI): 21 days
- Maximum ADVISE 2FL allowed per crop season: 24.0 fluid ounces/Acre (0.38 lb ai/acre)

**ROOT VEGETABLES<sup>1</sup>**

Including: Beet (garden)<sup>2</sup>, Carrot<sup>2</sup>, Burdock (edible)<sup>2</sup>, Celeriac<sup>2</sup>, Chervil (turnip-rooted)<sup>2</sup>, Chicory<sup>2</sup>, Ginseng, Horseradish, Parsley (turnip-rooted), Parsnip<sup>2</sup>, Radish<sup>2</sup>, Oriental radish (diakon)<sup>2</sup>, Rutabaga<sup>2</sup>, Salsify (oyster plant), Salsify (black)<sup>2</sup>, Salsify (Spanish), Skirret, Turnip<sup>2</sup>

<sup>1</sup>Not for use on crops grown for seed unless allowed by state-specific supplemental labeling

<sup>2</sup> Tops or greens from these crops may be utilized for food or feed.

To control Aphids, Flea beetles, Leafhoppers, Whiteflies apply 0.7 to 1.7 fluid ounces per 1000 row feet. Equivalent to 10.0 to 24.0 fluid ounces per acre depending on row spacing.



Apply specified dosage of ADVISE 2FL in one of the following methods:

1. Chemigation through low-pressure drip, trickle, micro-sprinkler or equivalent equipment;
2. In-furrow spray (rate specified per 1000 row-feet) or, shanked-in 1 to 2 inches below seed depth during planting;
3. In a narrow (2 inches or less) band directly (1 to 2 inches) below the eventual seed row in a bedding operation 14 or fewer days before planting.

Important Note: Rate applied affects the length of control. Use higher rates where infestations occur later in crop development, or where pest pressure is continuous. ADVISE 2FL rates less than 0.7 fluid ounces/1000 row-feet will not provide adequate residual pest control. ADVISE 2FL treated crops grown on very high organic matter soils (muck) may also require additional pest management control.

Notes and Restrictions for Root Vegetables:

- Pre-Harvest Interval (PHI): 21 days.
- Maximum ADVISE 2FL allowed per crop season: 24.0 fluid ounces/Acre (0.38 lbs AI/Acre).
- Maximum ADVISE 2FL applications per crop season: 1.

**TUBEROUS AND CORM VEGETABLES <sup>1</sup>**

Including: Arracacha, Arrowroot, Artichoke (Chinese and Jerusalem), Canna (edible, Queensland arrowroot), Casava (bitter and sweet) <sup>2</sup>, Chayote (root), Chufa, Dasheen (taro)<sup>2</sup>, Ginger, Leren, Sweet potato, Tanier (cocoyam)<sup>2</sup>, Tumeric, Yam bean (jicama, manioc pea), Yam (true)<sup>2</sup>  
(For recommended applications on potato see Field Crop section)

<sup>1</sup> Not for use on crops grown for seed unless allowed by state-specific supplemental labeling.

<sup>2</sup> Tops or greens from these crops may be utilized for food or feed.

To control Aphids, Flea beetles, Leafhoppers, Whiteflies apply 0.7 to 1.7 fluid ounces per 1000 row feet. Equivalent to 10.0 to 24.0 fluid ounces per acre depending on row spacing.

Apply specified dosage of ADVISE 2FL in one of the following methods:

1. In-furrow spray (rate specified per 1000 row-feet) over planting material (hulis) or shanked-in 1 to 2 inches below hulis depth at planting;
2. Side-dress not more than 0.6 fluid ounces/1000 row-feet no later than 45 days after-planting. Observe same PHI as above.

Note: Rate applied affects the length of control. Use higher rates where infestations occur later in crop development, or where pest pressure is heavy or continuous. ADVISE 2FL rates less than 0.7 fluid ounces/1000 row-feet will not provide adequate residual pest control. ADVISE 2FL treated crops grown on very high organic matter soils (muck) may also require additional pest management control.

Notes and Restrictions for Tuberos and Corm Vegetables:

- Pre-Harvest Interval (PHI) from planting application: 3 days (leaves); 125 days (corms).
- Maximum ADVISE 2FL allowed per crop season: 24.0 fluid ounces/Acre (0.38 lbs AI/Acre).
- Maximum ADVISE 2FL applications per crop season: 1.

**STRAWBERRY (annual and perennial crops)**

<sup>1</sup> Not for use on crops grown for seed unless allowed by state-specific supplemental labeling.

<sup>2</sup> Do not use both application methods on the same crop in the same season.

To control Aphids and Whiteflies apply 24.0 to 32.0 fluid ounces per acre.

Apply specified dosage of ADVISE 2FL in one of the following methods:



1. Chemigation into root-zone through low pressure drip, trickle, micro-sprinkler or equivalent equipment after plants are established or on perennial crops in early spring prior to bud opening
2. As a plant material or plant hole treatment just prior to, or during transplant.

The rate applied affects the length of control. Use higher rates where infestations may occur later in crop development or where pest pressure is continuous.

**Notes and Restrictions for Strawberries (annual and perennial crops)**

- Pre-Harvest Interval (PHI): 14 days
- Maximum ADVISE 2FL allowed per crop season: 32.0 fluid ounces/Acre (0.50 lb ai/acre)

**STRAWBERRY ((Post-harvest Use on Perennial Crops)**

To control White grub complex (grubs of Asiatic garden beetle, European and Masked Chafer, Japanese beetle, Oriental beetle)

Apply a single application post harvest to coincide with renovation of strawberry fields and during active egg-laying period of beetles. Apply specified dosage of ADVISE 2FL in one of the following methods:

1. As a ground spray via boom or backpack sprayer in a minimum of 20 gallons of water per acre
2. As a row-band spray using an adjusted amount of product based on the treated row band area in proportion to the amount required per full acre. The bandwidth should be equivalent to the width of the anticipated fruiting bed.
3. As a chemigation application with 600 to 1000 gallons of water followed by 0.10 to 0.25 inches irrigation.

**Important Note:** All soil-surface applications must be followed by 0.25 inches of rainfall or overhead irrigation water per acre within 2 hours of application. Failure to adequately incorporate ADVISE 2FL into egg-deposition zone may result in decreased activity of beetle grubs.

**Notes and Restrictions for Strawberry Post-harvest use on Perennial Crops:**

- Pre-Harvest Interval (PHI): 14 days
- Maximum ADVISE 2FL allowed preseason: 24.0 fluid ounces/Acre (0.38 lb ai/acre)

**SUGARBEET<sup>1</sup>**

(For use only in CA)

<sup>1</sup>Not for use on crops grown for seed unless allowed by state-specific supplemental labeling.

To control Aphids, Leafhoppers, Whiteflies, Flea beetles apply 6.0 to 12.0 fluid ounces per acre.

For suppression in response to symptoms of Western yellows/Beet curly top hybrigeminivirus (BCTV) apply 6.0 to 12.0 fluid ounces per acre.

Apply specified dosage of ADVISE 2FL in the following method:

1. Apply specified dosage in sufficient carrier volume to insure uniform application. Apply directly below each seed furrow either during the bedding operation immediately prior to planting or at the time of planting.

The low rate may be applied to aid establishment of stands in whitefly areas, or for early season control of other pests listed.

**Notes and Restrictions for Sugarbeets:**

- Maximum ADVISE 2FL allowed per crop season: 12.0 fluid ounces/Acre (0.18 lb ai/acre)
- Maximum imidacloprid allowed per season: 0.18 lb ai/acre (from any formulation) on any row spacing

CONVERSION CHART FOR LINEAR APPLICATION								
RATE Fluid ounces/Acre	Rate in Fluid Ounces / 1000 Row Feet Based On Average Row Spacing (in inches):							
	10	15	20	25	30	35	40	45
10	.19	.29	.38	.48	.57	.67	.76	.86
12	.23	.34	.46	.57	.69	.80	.92	1.03
14	.27	.40	.54	.67	.80	.94	1.07	1.21
16	.31	.46	.61	.77	.92	1.07	1.22	1.38
18	.34	.52	.69	.86	1.03	1.21	1.38	1.55
20	.38	.57	.76	.96	1.15	1.34	1.53	1.72
22	.42	.63	.84	1.05	1.26	1.47	1.68	1.89
24	.46	.69	.92	1.15	1.38	1.61	1.84	2.07
26	.50	.75	.99	1.24	1.49	1.74	1.99	2.24
28	.54	.80	1.07	1.34	1.61	1.87	2.14	2.41
30	.57	.86	1.15	1.43	1.72	2.01	2.29	2.58
32	.61	.92	1.22	1.52	1.84	2.14	2.45	2.75

Important Note: The ADVISE 2FL rate applied affects the length of control and the degree of control. Row-spacing X ADVISE 2FL rate combinations in shaded blocks may not provide and are not recommended for long-term, residual control. Use higher rates where pest pressure may occur later in crop development or where pest pressure is severe or continuous. Agrilience offers no warranty for use of ADVISE 2FL at rates below 0.7 fluid ounces/1000 row-feet.

**TREE, VINE AND FRUIT CROPS**

**BUSHBERRY**

Including: Blueberry, Currant, Elderberry, Gooseberry, Huckleberry, Juneberry, Ligonberry, Salal

To control Japanese beetle (adults, feeding on foliage), White grub complex (grubs of Asiatic garden beetle, European and Masked chafer, Japanese beetle and Oriental beetle apply 16.0 to 32.0 fluid ounces per acre.

Apply specified dosage of ADVISE 2FL in one of the following methods:

1. Chemigation into root-zone through low-pressure drip, trickle, micro-sprinkler or equivalent equipment.
2. 18 inch band on each side of the row followed with 0.25 inches of irrigation immediately after application.

For optimal grub control, apply ADVISE 2FL to control 1<sup>st</sup> or 2<sup>nd</sup> instar larvae. Application may be made post-bloom up to 7 days prior to harvest, or post-harvest until October 1<sup>st</sup>. For optimum control of Japanese beetle larvae, make applications from June 1 to July 15. Do not apply during bloom.

Application to grass covered rows, row middles, drive lanes, headlands, and other grassy areas in and

around the berry field will control resident grub populations. Applications directed to the root-zone will help protect berry plant roots from grub feeding.

Apply ADVISE 2FL to moist soil. If necessary, apply one hour of irrigation water immediately before application of ADVISE 2FL. To ensure maximum efficacy, 1/2 to 1 inch of irrigation water or rainfall should be applied or received within 24 hours of application of ADVISE 2FL to facilitate movement into the soil and into the root-zone

Notes and Restrictions for Bushberry:

- Pre-Harvest Interval (PHI): 7 days
- Maximum ADVISE 2FL allowed per season: 32.0 fluid ounces/Acre (0.50 lb ai/acre)
- Do not apply during bloom.

**CITRUS (Field)**

Including: calamondin, citrus citron, Citrus hybrids (includes chironja, tangelo, and tangor), Grapefruit, Kumquat, Lemon, Lime, Mandarin (tangerine), Pummelo, Orange (sweet and sour), Tangelo, Satsuma mandarin, white sapote (Casimiroa spp), and other cultivars and/or hybrids of these.

To control Aphids, Asian citrus psyllid, Blackfly, Citrus leafminer, Leafhopper/Sharpshooters, Mealybugs, Scales, Termites (FL only), Whiteflies apply 16.0 to 32.0 fluid ounces per acre.

For suppression of Thrips (foliage feeding thrips only) and in response to symptoms of Citrus tristeza virus (CTV) through vector control and Citrus yellows apply 32.0 fluid ounces per acre.

Applications

Apply specified dosage of ADVISE 2FL in one of the following methods:

1. Chemigation into root-zone through low-pressure drip, tickle, micro-sprinkler or equivalent equipment. For optimum results, apply to newly planted trees or those previously trained to drip, trickle or micro-sprinkler irrigation. Soil should be lightly prewetted to break soil surface tension prior to applications of ADVISE 2FL. Chemigation application can be made separate to normal irrigation but followed by 10 to 20 minutes of additional watering to move ADVISE 2FL into root-zone. Allow 24 hours before initiating subsequent irrigations.
2. Soil surface band spray on both sides of the tree. Bands should overlap at the tree base to create a continuous band within the drip-line area of the tree, to be followed immediately with light sprinkler irrigation sufficient to move the product into the upper portion of the root-zone. This method is suitable for very coarse soils with 0.75% organic matter or less;
3. Drench to base of tree not exceeding one-quart total solution per tree immediately around trunk of tree and extending outward covering the entire fibrous root system of the tree. Only recommended for trees up to 8 feet tall.

For control of existing termite infestations, apply specified dosage in 1 to 4 quarts of total solution volume, depending on size of tree, as a drench application to the basal portion of the tree trunk and surrounding soil in the immediate vicinity of the tree trunk.

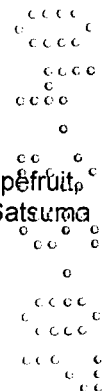
Notes and Restrictions for Citrus (Field):

- Pre-Harvest Interval (PHI): 0 day
- Maximum ADVISE 2FL allowed per season: 32.0 fluid ounces/Acre (0.50 lb ai/acre)

**CITRUS (containerized)**

Including: calamondin, citrus citron, Citrus hybrids (includes chironja, tangelo, and tangor), Grapefruit, Kumquat, Lemon, Lime, Mandarin (tangerine), Pummelo, Orange (sweet and sour), Tangelo, Satsuma mandarin, white sapote (Casimiroa spp), and other cultivars and/or hybrids of these.

To control Aphids, Asian citrus psyllid, Blackfly, Citrus leafminer, Leafhoppers/Sharpshooters), Mealybugs, Scales, Whiteflies apply 0.75 milliner per cubic foot of container media.



To control Citrus root weevil (larval complex) apply 1.25 to 2.50 milliliters per cubic foot of container media. To suppress Citrus thrips apply to 2.50 milliliters per cubic foot of container media.

Determine volume of container and calculate dosage necessary to treat container. Apply calculated dosage of ADVISE 2FL per container as a soil drench or through low-pressure drip or trickle irrigation water. Use sufficient carrier volume to ensure thorough uniform distribution throughout the media without loss of gravitational water from the container. For optimal results, treatment should be made at planting prior to insect infestation. Repeat if necessary. For control of larvae of the citrus root weevil complex, application should be made prior to neonate larvae entering potting media. Utilize higher dosage for heavy infestation.

**CRANBERRY**

To control Rootgrubs (Scarabaeidae), Rootworms (Chrysomelidae) apply 16.0 to 32.0 fluid ounces per acre.

Apply ADVISE 2FL to moist soil. Apply specified dosage of ADVISE 2FL in one of the following methods:

1. As a soil spray (ground application) directed to the root and crown area using a minimum of 20 gal of water per acre.
  2. As a chemigation application with 600 to 1000 gal water
- Immediately upon application, ADVISE 2FL must be incorporated into root-zone by 0.1 to 0.3 inches water/Acre, either with the chemigation application or through irrigation/rainfall if not applied through chemigation. Inadequate incorporation within 24 hours of application may result in reduced control.

**Rootgrubs and Rootworms:**

Best control can be achieved by applying post bloom (after bees removed) to coincide with the early instar-larvae stage.

ADVISE 2FL has not been tested for crop response in tank mixes with other registered fungicides or insecticides. If tank mixing is desired, premix a sample of the ADVISE 2FL and the desired fungicide or insecticide partner at labeled rates and apply to a small area. Evaluate crop response with 48 hours and for at least two weeks prior to utilizing the tank mix on larger acreage. If crop injury results from the premix test, do not apply the tank mix to larger acreage.

**Notes and Restrictions for Cranberry:**

- Pre-Harvest Interval (PHI): 30 days
- Maximum ADVISE 2FL allowed per season: 32.0 fluid ounces/Acre (0.50 lb ai/acre)
- Do not apply during bloom.

**GRAPE**

Including: American bunch grape, Muscadine grape, and Vinifera grape

To control Mealybugs, Leafhoppers/Sharpshooters, Phylloxera\* spp. Apply 16.0 to 32.0 fluid ounces per acre.

To suppress Pierce's Disease apply 24.0 to 32.0 fluid ounces per acre.

Apply specified dosage of ADVISE 2FL in one of the following methods:

1. Chemigation into root-zone through low-pressure drip, trickle, micro-sprinkler, or equivalent equipment.
2. Subsurface side-dress shanked into the root-zone on both sides of the plants followed by irrigation.
3. Hill drench in sufficient water to insure incorporation into the root-zone followed by irrigation.

For optimum results, make application(s) between bud-break and the pea-berry stages.

\*Repeated and regular use of ADVISE 2FL over several, consecutive growing seasons controls existing

Phylloxera infestations over time or prevents Phylloxera from becoming established.

**Notes and Restrictions for Grape:**

- Pre-Harvest Interval (PHI): 30 days
- Maximum ADVISE 2FL allowed per season: 32.0 fluid ounces/Acre (0.50 lb ai/acre)

**HOP<sup>1</sup>**

To control Aphids apply 19.2 fluid ounces per acre.

Apply specified dosage of ADVISE 2FL in one of the following methods:

1. Chemigation into root-zone through low-pressure drip, trickle, micro-sprinkler or equivalent equipment.
2. Subsurface side-dress shanked into the root-zone on both sides of the plants followed by irrigation.
3. Hill drench in sufficient water to insure incorporation into the root-zone followed by irrigation.

<sup>1</sup>Use not permitted in California unless otherwise directed by supplemental labeling.

**Notes and Restrictions for Hops:**

- Pre-Harvest Interval (PHI): 60 days
- Maximum ADVISE 2FL allowed per season: 19.2 fluid ounces/Acre (0.30 lb ai/acre)

**PECAN**

To control Aphids and Twolined spittlebug apply 16.0 to 32.0 fluid ounces per acre.

To suppress Pecan scab (from reduction in honeydew deposition) apply 16.0 to 32.0 fluid ounces per acre.

Apply specified dosage of ADVISE 2FL in one of the following methods:

1. Chemigation into root-zone through low-pressure drip, trickle, micro-sprinkler or equivalent equipment.
2. Subsurface side-dress shanked into the root-zone on both sides of the plants followed by irrigation.
3. Emitter or spot application in a minimum of 4 fluid ounces of mixture per emitter site.

**Notes and Restrictions for Pecan:**

- Maximum ADVISE 2FL allowed per season: 32.0 fluid ounces/Acre (0.50 lb ai/acre)
- Applications can be made from May 15 up to July 15. Applications made later in the season may result in reduced efficacy.
- Apply product to slightly moist soil and allow soil to dry prior to additional irrigation.

**STONE FRUIT<sup>1</sup>**

Including: apricot, cherry (including sweet and tart), nectarine, peach, plum (including Chickasaw, Damson and Japanese), Plumcot, prune (fresh and dried)

To control Aphids (including woolly apple aphid) and Leafhoppers apply 16.0 to 24.0 fluid ounces per acre.


Apply specified dosage of ADVISE 2FL in one of the following methods:

1. Chemigation into root-zone through low-pressure drip, trickle, micro-sprinkler or equivalent equipment.

**Notes and Restrictions for Stone Fruit:**

- Maximum amount of product allowed per season: 24.0 fluid ounces/acre (0.38lb/acre)
- Pre-Harvest Interval (PHI): 21 days

<sup>1</sup>Use not permitted in California unless otherwise directed by supplemental labeling.



**STONE FRUIT (Preplant, Root Drip Application)**

To control Black peach aphid (infesting roots) apply 2.0 fluid ounces per 10 gallons of root dip solution. Mix ADVISE 2FL at 2.0 fluid ounces per 10 gallons of water. Thoroughly wet bare-root transplant to slightly above the graft union by soaking roots in the ADVISE 2FL solution for up to 5 minutes. Allow solution to dry on roots and transplant trees as soon as possible following treatment.

**POME FRUIT<sup>1</sup>**

Including: apple, crabapple, loquat, mayhaw, pear (including Oriental pear), quince

To control Aphids (including woolly apple aphid) and Leafhoppers apply 16.0 to 24.0 fluid ounces per acre.

Apply specified dosage of ADVISE 2FL in one of the following methods:

- 1. Chemigation into root-zone through low-pressure drip, trickle, micro-sprinkler or equivalent equipment.

Notes and Restrictions for Stone Fruit:

- Pre-Harvest Interval (PHI): 21 days
- Maximum ADVISE 2FL allowed per season: 24.0 fluid ounces/Acre (0.38 lb ai/acre)

<sup>1</sup>Use not permitted in California unless otherwise directed by supplemental labeling.

**TROPICAL FRUIT<sup>1</sup>**

Including: acerola, avocado, black sapote, canistel, feijoa, jaboticaba, guava, longan, lychee, mamey sapote, mango, papaya, passionfruit, persimmon, pulasan, rambutan, sapodilla, Spanish lime, star apple, starfruit, wax jambu

To control Aphids, Leafhoppers, Whiteflies apply 24.0 to 32.0 fluid ounces per acre.

To suppress Scales apply 32.0 fluid ounces per acre.

Apply specified dosage of ADVISE 2FL in one of the following methods:

- 1. Chemigation through low-pressure drip, trickle, micro-sprinkler or equivalent equipment.

Notes and Restrictions for Tropical Fruit:

- Preharvest Interval (PHI): 6 days
- Maximum ADVISE 2FL allowed per season: 32.0 fluid ounces/Acre (0.50 lb ai/acre)

<sup>1</sup>Use not permitted in California unless otherwise directed by supplemental labeling.

**POPLAR/COTTONWOOD<sup>1</sup>**

Includes: members of the genus Populus grown for pulp or timber

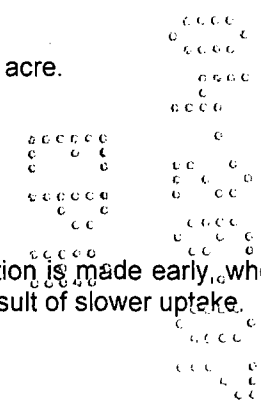
To control Aphids and Cottonwood leaf beetle apply 16.0 to 32.0 fluid ounces per acre.

To suppress Phylloxerina popularia apply 16.0 to 32.0 fluid ounces per acre.

Apply specified dosage of ADVISE 2FL in the following method:

- 1. Chemigation through low-pressure drip irrigation.

For Cottonwood leaf beetle, protection against damage will occur when application is made early, when the beetles first begin feeding. Larger trees may require earlier treatment as a result of slower uptake. For Phylloxerina, apply early in the year, from break of dormancy through May.



Notes and Restrictions for Poplar/Cottonwood:

- Maximum ADVISE 2FL allowed per season: 32.0 fluid ounces/Acre (0.50 lb ai/acre)
- <sup>1</sup>Use not permitted in California unless otherwise directed by supplemental labeling.

CONDITIONS OF SALE AND WARRANTY

The DIRECTIONS FOR USE of this product are believed to be reliable and should be followed carefully. However, it is impossible to eliminate all risks inherently associated with use of this product. Crop injury, ineffectiveness or other unintended consequences may result because of such factors as weather conditions, presence of other materials, or use of the product in a manner inconsistent with its labeling. All of which are beyond the control of AGRILIANCE, LLC ("AGRILIANCE, LLC") or the seller. All such risks shall be assumed by the buyer.

AGRILIANCE, LLC warrants that this product conforms to the chemical description on the label and is reasonably fit for the purposes set forth in the DIRECTIONS FOR USE when it is used in accordance with such directions, subject to the inherent risks mentioned above. AGRILIANCE, LLC NEITHER MAKES NOR INTENDS, NOR DOES IT AUTHORIZE ANY AGENT OR REPRESENTATIVE TO MAKE ANY OTHER WARRANTIES, EXPRESSED OR IMPLIED, AND IT EXPRESSLY EXCLUDES AND DISCLAIMS ALL IMPLIED WARRANTIES OF MERCHANTABILITY OR FITNESS FOR A PARTICULAR PURPOSE.

THIS WARRANTY DOES NOT EXTEND TO, AND THE BUYER SHALL BE SOLELY RESPONSIBLE FOR ANY AND ALL LOSS OR DAMAGE WHICH RESULTS FROM THE USE OF THIS PRODUCT IN ANY MANNER WHICH IS INCONSISTENT WITH THE LABEL DIRECTIONS, WARNINGS, OR CAUTIONS. BUYER'S EXCLUSIVE REMEDY AND MANUFACTURER'S OR SELLER'S EXCLUSIVE LIABILITY FOR ANY AND ALL CLAIMS, LOSSES, DAMAGES OR INJURIES RESULTING FROM THE USE OR HANDLING OF THIS PRODUCT, WHETHER OR NOT BASED IN CONTRACT, NEGLIGENCE, STRICT LIABILITY IN TORT OR OTHERWISE SHALL BE LIMITED, AT THE MANUFACTURER'S OPTION TO REPLACEMENT OF, OR THE REPAYMENT OF THE PURCHASE PRICE FOR, THE QUANTITY OF PRODUCT WITH RESPECT TO WHICH DAMAGES ARE CLAIMED. IN NO EVENT SHALL MANUFACTURER OR SELLER BE LIABLE FOR SPECIAL, INDIRECT OR CONSEQUENTIAL DAMAGES RESULTING FROM THE USE OR HANDLING OF THIS PRODUCT. AGRILIANCE, LLC and the seller offer this product, and the Buyer and User accept it, subject to the foregoing CONDITIONS OF SALE AND WARRANTY.



