

DANGER**PRECAUTIONARY STATEMENTS**
Hazards To Humans And Domestic**Animals**

DANGER: Fatal if swallowed, inhaled, or absorbed through the skin or eyes. Do not get in eyes or on skin. Do not breathe fumes. Rapidly absorbed through skin. Wear natural rubber gloves, water-proof protective clothing and goggles when handling. During fumigation, wear a pesticide respirator jointly approved by Mine Safety and Health Administration and by the National Institute for Occupational Safety and Health under the provisions of 30 CFR Part 11.

Wash thoroughly with soap and water after handling and before eating, drinking or using tobacco. Remove contaminated clothing and wash before reuse.

PHYSICAL OR CHEMICAL HAZARDS

Do not operate this can near flammable material.

DIRECTIONS FOR USE

IT IS A VIOLATION OF FEDERAL LAW TO USE THIS PRODUCT IN A MANNER INCONSISTENT WITH ITS LABELING.

Refer to the sheet entitled "Supplementary Labeling for Fulex Dithio Insecticidal Smoke" for complete instructions for worker protection, use directions, and reentry.

RESTRICTED USE PESTICIDE

Due to Very High Acute Inhalation Toxicity to Humans.

Retail sale to and use only by Certified Applicators or persons under their direct supervision, and only for those uses covered by the Certified Applicator's certification.

STOP: BEFORE USING, READ THE BASIC PRODUCT LABEL AND SUPPLEMENTAL LABELING FOR FULEX DITHIO INSECTICIDAL SMOKE.

This can not be distributed and resale separately.

Fulex

Dithio Insecticidal Smoke
For Commercial/Agricultural Use ONLY
Net Weight 3.5 oz. Treats 10,000 Cu.Ft

Active Ingredients:
0,0,0,0-Tetraethyl dithiopyrophosphate 14%
Inert Ingredients: 86%

KEEP OUT OF REACH OF CHILDREN
DANGER POISON

STATEMENT OF PRACTICAL TREATMENT

IF SWALLOWED: Call a physician or Poison Control Center immediately. Drink 1 or 2 glasses of water and induce vomiting by touching back of throat with finger or if available by administering syrup of ipecac. Do not induce vomiting or give anything by mouth to an unconscious person.

IF INHALED: Remove victim to fresh air. Give artificial respiration if needed, preferably mouth-to-mouth. Get medical treatment immediately.

IF ON SKIN: Remove contaminated clothing and wash affected area immediately with soap and water. Call a physician immediately.

IF IN EYES: Immediately flush eyes with plenty of water. Call a physician immediately.

NOTE TO PHYSICIAN

POISONING SYMPTOMS: Symptoms include weakness, headache, tightness in chest, blurred vision, myoclonic pin point pupils, salivation, sweating, nausea, vomiting, diarrhea, and abdominal cramps.

PHYSICIAN'S TREATMENT: Atropine is the specific therapeutic antagonist of choice against parasympathetic nervous stimulation. If there are signs of parasympathetic stimulation, Atropine Sulfate should be injected at 10 minute intervals in doses of 1 to 2 milligrams until complete atropinization has occurred. Morphine is contraindicated. 2 PAM is also indicated and may be administered in conjunction with Atropine. Clear chest by postural drainage. Repeated exposure to cholinesterase inhibitors may without warning cause prolonged susceptibility to very small doses of any cholinesterase inhibitor. Allow no further exposure until time for cholinesterase regeneration has been allowed as determined by a blood test.

SEE LEFT SIDE PANEL FOR ADDITIONAL PRECAUTIONARY STATEMENTS

POISON

Can contain deadly poisonous material which ignites and gives off poisonous smoke and vapors.

DO NOT USE UNTIL AFTER READING SUPPLEMENTARY INSTRUCTION SHEET.

STORAGE AND DISPOSAL

Do not contaminate water, food, or feed by storage or disposal.

STORAGE: Store only in original container, in a dry place inaccessible to children and pets and away from domestic dwellings. Ignites may pick up moisture in a damp place.

PESTICIDE DISPOSAL: Pesticide wastes are acutely hazardous. Improper disposal of excess pesticide, spray mixture, or rinse is a violation of Federal law. If these wastes are not disposed of by use according to label instructions, contact your State Pesticide or Environmental Control Agency, or Hazardous Waste representative at the nearest EPA Regional Office for guidance.

CONTAINER DISPOSAL: Triple rinse (or equivalent). Then offer for recycling or reconditioning, or puncture and dispose of in a sanitary landfill, or by other procedures approved by state and local authorities.

NOTICE TO PURCHASER

Seller's warranty shall be limited to the terms of the label, and subject thereto the buyer assumes any risk to persons or property arising out of misuse or improper handling and accepts the product on these conditions.


Manufactured by
FULLER SYSTEM, INC.
WOBURN, MA U.S.A.
EPA Registration No. 1327-38
EPA Establishment No. 1327-MA-01

BASIC PRODUCT LABEL

TELEPHONE 617-933-0945

WOBURN, MA 01801

420 WASHINGTON STREET

**BEST AVAILABLE COPY**

RESTRICTED USE PESTICIDE

Due to Very High Acute Inhalation Toxicity to Humans.

For retail sale to and use only by Certified Applicators or persons under their direct supervision, and only for those uses covered by the Certified Applicator's certification.

**FULEX DITHIO INSECTICIDAL SMOKE
E.P.A. REG. NO. 1327-38**

DANGER

**THE CANS IN THIS CARTON ARE NOT
TO BE DISTRIBUTED OR SOLD
SEPARATELY.**

**DO NOT OPERATE NEAR
FLAMMABLE MATERIAL
NOT FOR HOME USE**

**FULLER SYSTEM, INC.
FOR COMMERCIAL GREENHOUSES ONLY
FULEX DITHIO INSECTICIDAL SMOKE
E.P.A. No. 1327-38
CARTON CONTENTS: 12 CANS**

226 WASHINGTON STREET
WOBURN, MA 01801
TELEPHONE 617-933-0945

Fuller SYSTEM, INC.

These 2 labels are put on the outside of the carton of 12 cans.

BEST AVAILABLE COPY

SUPPLEMENTAL LABELING FOR FULEX DITHIO INSECTICIDAL SMOKE

EPA REGISTRATION NO. 1327-38

See Basic Product Labeling for complete information about ingredients, restrictions, precautionary statements, and storage and disposal.

RESTRICTED USE PESTICIDE

Due to Very High Acute Inhalation Toxicity to Humans. For retail sale to and use only by Certified Applicators or persons under their direct supervision, and only for uses covered by the Certified Applicators's certification.

WORKER PROTECTION STATEMENT

WEAR THE FOLLOWING PROTECTIVE CLOTHING DURING LOADING, APPLICATION, EQUIPMENT REPAIR, EQUIPMENT CLEANING, EARLY REENTRY TO TREATMENT AREAS, AND DISPOSAL OF PESTICIDE.

Wear a protective suit of one or two pieces that covers all parts of the body except the head, hands, and feet. Wear chemical resistant gloves and chemical resistant shoes, shoe coverings, or boots. Wear goggles and a pesticide respirator approved by the National Institute for Occupational Safety and Health (NIOSH) and the Mine Safety and Health Administration (MSHA) at all times during application and early reentry to treatment areas.

IMPORTANT! Before removing gloves, wash them with soap and water. Always wash hands, face, and arms with soap and water before smoking, drinking, eating, or use of the toilet.

AFTER WORK, that is, immediately after completing work with this pesticide, take off all clothing and shoes. Shower using soap and water. Do not reclothe with contaminated clothing and shoes. Wash protective clothing and protective equipment with soap and water after each use. Respirators must be cleaned and filters replaced according to the instructions included with the respirators. Personal clothing worn during use must be laundered separately with household articles. Clothing and protective equipment heavily contaminated, so that routine maintenance with soap and water cannot remove spilled or undiluted sulfotep from any drenched non-chemical-resistant protective suit, must be destroyed according to State and local regulations.

HEAVILY CONTAMINATED CLOTHING CANNOT BE ADEQUATELY DECONTAMINATED.

DIRECTIONS FOR USE

It is a violation of Federal law to use this product in a manner inconsistent with its labeling.

Notify local Fire Department before fumigating.

USE RESTRICTIONS

For use **ONLY** in greenhouses on these sites: Azeleas, Carnations, Chrysanthemums, Geraniums, Roses, Snapdragons, and Poinsettias. For use **ONLY** against these pests: red spider, thrips, aphids, white flies, mealy bugs, and soft brown scale. Do not use on edible plants.

PREAPPLICATION INSTRUCTIONS

Close all greenhouse vents prior to use. Block or barricade entries and post warning signs. Do not place generators on wood or other flammable materials as fire hazard may result.

Turn off misting systems. Keep generators a minimum of 2 feet away from plants. Temperatures in the greenhouse must be between 70 Degrees F to 90 Degrees F (21.1 Degrees C to 32.2 Degrees C). Foliage and blooms should be free of moisture and relative humidity should be low. Soil should be moist but do not water on the day of application. Do not apply on rainy or windy days. Pick open blooms before application.

Calculate volume in cubic feet of greenhouse space to be treated in order to determine amount of product required for application. Use only this amount.

Carbon or Fly Ash: The larger size cans may throw particles of carbon into the air nearby under certain conditions. If this becomes objectionable, we suggest placing the cans on their sides before lighting. Face them all in one direction (away from the greenhouse exit) lengthwise in the walk. Insert sparkler in the usual manner by igniting the cans while on their sides. Where the greenhouse being fumigated is large enough to require that generators be placed in more than one walk, it is recommended that one person be assigned to light the generators in each walk starting at the end farthest from the exit, so that the fumigation in each walk may start simultaneously and all persons exit from the house simultaneously.

APPLICATION DIRECTIONS

1. Determine the proper number of cans needed.
2. Shake each can.
3. Distribute the cans in the center aisle of an ordinary greenhouse, **AWAY FROM FLAMMABLE MATERIALS**, in the following manner: one can within 10 feet of the ends of the greenhouse and the remaining cans spaced equidistant throughout the length of the greenhouse. As you space the cans in their proper positions, you should unscrew and remove top covers.

After cans have been properly distributed prior to ignition, use a match or a cigarette lighter and light the sparkler at the bottom near the handle end so that it will burn toward the top end of the sparkler. Then, after the sparkler is lighted, insert it into the top inch of the contents of the can. The first can is

SUPPLEMENTARY DIRECTIONS FULEX DITHIO SMOKE

TELEPHONE 617-933-0945

WOBURN, MA 01801

226 WASHINGTON STREET

BEST AVAILABLE

AFTER WORK, that is, immediately after completing work with this pesticide, take off all clothing and shoes. Shower using soap and water. Do not reclothe with contaminated clothing and shoes. Wash protective clothing and protective equipment with soap and water after each use. Respirators must be cleaned and filters replaced according to the instructions included with the respirators. Personal clothing worn during use must be laundered separately with household articles. Clothing and protective equipment heavily contaminated, so that routine maintenance with soap and water cannot remove spilled or undiluted sulfotepp from any drenched non-chemical-resistant protective suit, must be destroyed according to State and local regulations.

HEAVILY CONTAMINATED CLOTHING CANNOT BE ADEQUATELY DECONTAMINATED.

DIRECTIONS FOR USE

It is a violation of Federal law to use this product in a manner inconsistent with its labeling.

Notify local Fire Department before fumigating.

USE RESTRICTIONS

For use ONLY in greenhouses on these sites: Azaleas, Carnations, Chrysanthemums, Geraniums, Roses, Snapdragons, and Poinsettias. For use ONLY against these pests: red spider, thrips, aphids, white flies, mealy bugs, and soft brown scale. Do not use on edible plants.

PREAPPLICATION INSTRUCTIONS

Close all greenhouse vents prior to use. Block or barricade entries and post warning signs. Do not place generators on wood or other flammable materials as fire hazard may result.

Turn off misting systems. Keep generators a minimum of 2 feet away from plants. Temperatures in the greenhouse must be between 70 Degrees F to 90 Degrees F (21.1 Degrees C to 32.2 Degrees C). Foliage and blooms should be free of moisture and relative humidity should be low. Soil should be moist but do not water on the day of application. Do not apply on rainy or windy days. Pick open blooms before application.

Calculate volume in cubic feet of greenhouse space to be treated in order to determine amount of product required for application. Use only this amount.

Carbon or Fly Ash: The larger size cans may throw particles of carbon into the air nearby under certain conditions. If this becomes objectionable, we suggest placing the cans on their sides before lighting. Face them all in one direction (away from the greenhouse exit) lengthwise in the walk. Insert sparkler in the usual manner by igniting the cans while on their sides. Where the greenhouse being fumigated is large enough to require that generators be placed in more than one walk, it is recommended that one person be assigned to light the generators in each walk starting at the end farthest from the exit, so that the fumigation in each walk may start simultaneously and all persons exit from the house simultaneously.

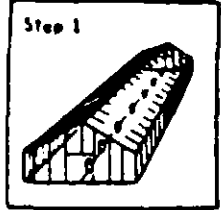
APPLICATION DIRECTIONS

1. Determine the proper number of cans needed.
2. Shake each can.
3. Distribute the cans in the center aisle of an ordinary greenhouse, AWAY FROM FLAMMABLE MATERIALS, in the following manner: one can within 10 feet of the ends of the greenhouse and the remaining cans spaced equidistant throughout the length of the greenhouse. As you space the cans in their proper positions, you should unscrew and remove top covers.


After cans have been properly distributed prior to ignition, use a match or a cigarette lighter and light the sparkler at the bottom near the handle end so that it will burn toward the top end of the sparkler. Then, after the sparkler is lighted, insert it into the top inch of the contents of the can. The first can ignited should be the farthest one from the exit to the greenhouse. Proceed to the next can, etc., until all cans are ignited; then get out of the greenhouse IMMEDIATELY.

REPEAT APPLICATIONS


Repeat applications at an interval of 3 days should be used to clean up severe infestations.



STEP 1
Space cans in greenhouse center walk for 10 ft. Walk toward the center in shown. Remove tops of cans when placing them in position for lighting.



STEP 2
Starting with can furthest from exit, light sparklers in shown (at handle end).



STEP 3
Insert lit sparkler deeply into center of can. Then proceed to next can. Light another sparkler until all cans are ignited.

REENTRY STATEMENT

Reentry after applying is restricted until one of the following intervals has elapsed:

- 1) Two hour of ventilation using fans or other mechanical ventilation systems.
- 2) Four hours of ventilation using vents, windows, or other passive ventilation system.
- 3) Eleven hours with no ventilation, followed by one hour of mechanical ventilation.
- 4) Eleven hours with no ventilation, followed by two hours of passive ventilation.

BEST AVAILABLE COPY

If necessary to reenter the greenhouse for any reason during specified intervals after application, protective clothing described in the Worker Protection Statement must be worn. All greenhouses must be posted during the exposure period and until safe to reenter.