



UNITED STATES ENVIRONMENTAL PROTECTION AGENCY
WASHINGTON, DC 20460

OFFICE OF CHEMICAL SAFETY
AND POLLUTION PREVENTION

June 21, 2023

Amy Toogood
Product Regulatory Specialist for
Innovative Water Care, LLC
Electronic Transmittal: [atoogood@solenis.com]

Subject: Notification per PRN 98-10 – Adding Additional Brand Graphics
Product Name: MOJO
EPA Registration Number: 1258-1370
Received Date: 11/18/2022
Action Case Number: 00410093

Dear Amy Toogood:

The Agency is in receipt of your Application for Pesticide Notification under Pesticide Registration Notice (PRN) 98-10 for the above referenced product. The Antimicrobials Division (AD) has conducted a review of this request for its applicability under PRN 98-10 and finds that the action requested falls within the scope of PRN 98-10.

The label submitted with the application has been stamped “Notification” and will be placed in our records.

Should you wish to add/retain a reference to the company’s website on your label, then please be aware that the website becomes labeling under the Federal Insecticide Fungicide and Rodenticide Act and is subject to review by the Agency. If the website is false or misleading, the product would be misbranded and unlawful to sell or distribute under FIFRA section 12(a)(1)(E). 40 CFR 156.10(a)(5) lists examples of statements EPA may consider false or misleading. In addition, regardless of whether a website is referenced on your product’s label, claims made on the website may not substantially differ from those claims approved through the registration process. Therefore, should the Agency find or if it is brought to our attention that a website contains false or misleading statements or claims substantially differing from the EPA approved registration, the website will be referred to the EPA’s Office of Enforcement and Assurance.

If you have any questions, please contact Jack Hall by email at hall.john.j@epa.gov.

Sincerely,

A handwritten signature in blue ink that reads "Demson Fuller".

for Demson Fuller,
Product Manager 32
Regulatory Management Branch I
Antimicrobials Division (7510P)
Office of Pesticide Programs

Note to reviewer:

[All text in brackets [AAA] is optional and may/may not be included on final label]

{All text in braces {AAA} is for information purposes and will not appear on final label}

MASTER LABEL

MOJO

{This label has multiple use labels.}

Sublabel A: Residential Swimming Pool Use
Sublabel B: Industrial/Commercial/Institutional Use

ACTIVE INGREDIENT: CALCIUM HYPOCHLORITE 70.2%
OTHER INGREDIENTS: 29.8%
TOTAL: 100.0%

EPA REG. NO. 1258-1370
EPA EST. NO. XXXXX-YY-ZZ
[Superscript Used in Lot Number]
NET [WT.][WEIGHT] XXXXX

[Sold by][Manufactured for][:]
ARCH CHEMICALS INC.
1200 Bluegrass Lakes Parkway
Alpharetta, GA 30004

NOTIFICATION

1258-1370

The applicant has certified that no changes, other than those reported to the Agency have been made to the labeling. The Agency acknowledges this notification by letter dated:

06/21/2023

Sublabel A: Residential Swimming Pool Use

MOJO

ACTIVE INGREDIENT: CALCIUM HYPOCHLORITE 70.2%
OTHER INGREDIENTS: 29.8%
TOTAL: 100.0%

KEEP OUT OF REACH OF CHILDREN
[MANTÉNGASE FUERA DEL ALCANCE DE LOS NIÑOS]

DANGER [I] [PELIGRO]

Read all precautionary statements on [left][right][back][side] panel before use.

FIRST AID:

IF IN EYES: Hold eye open and rinse slowly and gently with water for 15-20 minutes. Remove contact lenses, if present, after the first 5 minutes, then continue rinsing eye. Call a poison control center or doctor for treatment advice.

IF ON SKIN OR CLOTHING: Take off contaminated clothing. Rinse skin immediately with plenty of water for 15-20 minutes. Call a poison control center or doctor for treatment advice.

IF SWALLOWED: Call a poison control center or doctor immediately for treatment advice. Have person sip a glass of water if able to swallow. Do not induce vomiting unless told to do so by a poison control center or doctor. Do not give anything by mouth to an unconscious person.

IF INHALED: Move person to fresh air. If person is not breathing, call 911 or an ambulance, then give artificial respiration, preferably mouth-to-mouth if possible. Call a poison control center or doctor for further treatment advice.

Have the product container or label with you when calling a poison control center or doctor, or going for treatment.

NOTE TO PHYSICIAN: Probable mucosal damage may contraindicate the use of gastric lavage.

IN CASE OF EMERGENCY CALL: 1-800-654-6911

EPA REG. NO. 1258-1370
EPA EST. NO. XXXXX-YY-ZZ
[Superscript Used in Lot Number]
NET [WT.][WEIGHT] XXXXX

[Sold by][Manufactured for][:]
ARCH CHEMICALS INC.
1200 Bluegrass Lakes Parkway
Alpharetta, GA 30004

PRECAUTIONARY STATEMENTS

HAZARDS TO HUMANS AND DOMESTIC ANIMALS

DANGER: Corrosive. Causes irreversible eye damage and skin burns. Harmful if swallowed, absorbed through skin, or inhaled.

- [•] Open in well-ventilated area. Avoid breathing dust and fumes.
- [•] Do not get in eyes, on skin, or on clothing. Do not handle with bare hands. Wear protective eyewear and rubber gloves. For additional protection of skin, wear long sleeves and long pants.
- [•] Wash thoroughly with soap and water after handling and before eating, drinking, chewing gum, using tobacco or using the toilet.
- [•] Remove and wash contaminated clothing before use.

PHYSICAL AND CHEMICAL HAZARDS:

If product is exposed to small amounts of water, it can react violently to produce heat and toxic gases and spatter. Do not add water to this product. Add only into water.

- [•] Do not allow to become wet or damp before use.
- [•] Do not mix this product with a small amount of water.
- [•] Product can react with other materials, including other water treatment products, to cause intense fire, explosion, and the release of toxic gases.
- [•] Keep all foreign matter, including other water treatment products, away from this product.
- [•] Do not use this product in a feeder that has been used with any other product.
- [•] Do not allow this product to contact other water treatment products. If used with a skimmer, make sure skimmer is completely clean and free of residue from other water treatment products before putting this product in a skimmer.

Exposure to heat can cause this product to rapidly decompose, leading to intense fire, explosion, and the release of toxic gases.

- [•] Store in a cool, dry, well-ventilated area.

Strong oxidizing agent. This product can increase fire intensity. Keep away from heat and from flame and burning material (like a lighted cigarette).

{Environmental hazards statement for end-use products in containers less than 50 pounds (solid, dry weight)} use only the first sentence; products in containers \geq 50 pounds (solid, dry weight) include the full paragraph.}

ENVIRONMENTAL HAZARDS: This pesticide is toxic to fish and aquatic organisms. Do not discharge effluent containing this product into lakes, ponds, streams, estuaries, oceans or public waters unless in accordance with the requirements of a National Pollutant Discharge Elimination System (NPDES) permit and the permitting authority has been notified in writing prior to discharge. Do not discharge effluent containing this product to sewer systems without previously notifying the local sewage treatment plant authority. For guidance contact your State Water Board or Regional Office of the EPA.

STORAGE & DISPOSAL:

{Nonrefillable container}

[Keep this product dry in its tightly closed container when not in use. Store in a cool, dry, well-ventilated area. Keep away from heat or open flame. Nonrefillable container. Do not reuse or refill this container. Rinse empty container thoroughly with water to dissolve all material prior to disposal. Offer for recycling if available. Do not contaminate food or feed by storage or disposal or cleaning of equipment. FOR DISPOSAL OF A CONTAMINATED OR DECOMPOSING PRODUCT SEE EMERGENCY HANDLING.]

EMERGENCY HANDLING: In case of contamination or decomposition – Do not reseal container. Immediately remove container to an open and well-ventilated outdoor area by itself. Flood with large amounts of water. Dispose of the container and any remaining contaminated material in an approved landfill area.

DIRECTIONS FOR USE: It is a violation of Federal law to use this product in a manner inconsistent with its labeling.

READ ALL PRECAUTIONARY STATEMENTS BEFORE USE.

IMPORTANT: DO NOT USE THIS PRODUCT IN ANY [SKIMMER] [OR] [FEEDER] IN WHICH ANY OTHER CHLORINATING COMPOUND IS BEING USED.

*[[Only include on final printed label with Skimmer directions]***DO NOT place in skimmer baskets that contain undissolved material from previously used tablets or sticks.]**

{USE 1}

[[SKIMMER DIRECTIONS:]

[For best results follow a weekly program with our [brand] System.] [Consult your authorized [brand] dealer for advice on the system that best suits your pool and your lifestyle.]

[Take a pool water sample to your authorized [brand] dealer regularly for a detailed water analysis.]

[HOW TO USE: Do not allow this product to contact other water treatment products.

[For use in pools with a skimmer and skimmer basket.] [For skimmer use]

1. Skimmer basket should be free of all other water treatment products before adding recommended amount of this product.
1. Place [tablet][tab][octagon][disk] in the empty skimmer basket.
2. Replace with a new [tablet][tab][octagon][disk] as needed. Do not mix with other products or dissolve before use. [Do not pre-mix this product. Only add this product directly to your skimmer.]]

[WATER BALANCE: For optimum product performance, swimmer comfort and crystal clear water, always maintain pH from 7.2 to 7.6, total alkalinity from 60 to 120 parts per million (ppm) and calcium hardness above 200 ppm. Test frequently using a reliable test kit that measures all the above ranges. Use [brand] pool care products to make adjustments. Follow label directions for each product.]

Do not enter pool until the free available chlorine residual is 1-4 ppm for each of the below noted water treatment applications.]

[OPENING YOUR POOL: For best results, see “WATER BALANCE” section above before treatment. Adjust and maintain pH in the 7.2 to 7.6 range. Follow “[SHOCK TREATMENT] [/] [SUPERCHLORINATION]” directions on this package. Test free available chlorine residual with a pool test kit. Repeat treatment as needed.]

[ROUTINE CHLORINATION: For best results, see “WATER BALANCE” section above before treatment. Throughout the pool season, adjust pH to 7.2-7.6.

Begin by using 1 [tablet][tab][octagon][disk] of this product per 10,000 gallons of pool water.

After one day, use a suitable test kit to check free available chlorine residual. Increase or decrease the number of [tablet][tab][octagon][disk] to maintain a free available chlorine residual of 1-4 ppm. Follow “HOW TO USE” directions on this label.]

[[SHOCK TREATMENT] [/] [SUPERCHLORINATION][:] For best results, see “WATER BALANCE” section above before treatment. Adjust pH to 7.2 to 7.6 [with [brand]] [water balance adjusters]. Follow label directions. Shock treat using [a chlorine shock product or [brand]]. Follow label directions on that product. Do not reenter pool until the free available chlorine residual is 1 to 4 ppm.] [Shock treat your pool when opening, then weekly to prevent pool problems. In the summer months when the pool water temperature is 80° F or above, or if the chlorine residual falls rapidly after regular chlorination, superchlorination is recommended. Use a chlorine shock product and follow the directions on that product for superchlorination.]

[Additional shocking to keep water clean and clear is recommended after: rain and heavy winds, high number of swimmers, increased water temperature, increased frequency of pool usage.]]

[WINTERIZING: For best results, see “WATER BALANCE” section above before treatment. Follow “[SHOCK TREATMENT] [/] [SUPERCHLORINATION]” directions above and add per winterizing directions on the chlorine shock product.]

{USE 2}

[[RESIDENTIAL] [SWIMMING POOL FEEDERS][FEEDER DIRECTIONS]:]

HOW TO USE: [Do not allow this product to contact other water treatment products.] Do not pre-mix this product. Only add this product directly to your [Brand][product name] [feeder][feed system][feeder system].

[Easy to use] [Product name] [for residential swimming pool use] [are][is] designed for use only with [the] [Product name] [feeders][feed system][feeder system][tablet feeder] and should be used according to the instructions provided with the [Product name] [feeder][feed system][feeder system][tablet feeder].

Proper use provides a steady supply of available chlorine [while the pool's filter pump is in operation.] [When] [used] according to the [feeder] instructions [provided] [with a feeder], this product controls the growth of algae, kills bacteria and destroys organic contaminants. [One tablet weighs approximately 255 grams (9 oz.)]

For use in [brand] [product name] feeder:

1. Before use, read the appropriate [installation instructions] [and] operating manual for your [Brand] [product name] Pool [feeder][feed system][feeder system].
2. [Start the filter pump and] check [the] chlorine residual [in the system] with a reliable test kit.
3. Fill the [product name] [feeder hopper][feed system][feeder system][feeder] with [Product name] [tablets] only. Adjust [the] chlorine feed rate setting according to the operating instructions in the feeder manual.
4. After 24 hours, check the chlorine residual. If it is 1-4 ppm, leave the feed rate setting. If [the] chlorine residual level is below 1.0 ppm, increase the feed rate. Allow sufficient time (e.g. one day) after changing the feed rate setting for the chlorine residual to readjust. The pool should not be re-entered until a 1-4 ppm chlorine residual is established.
5. Always maintain pH between 7.2 and 7.6 by using a suitable pH adjuster according to directions on the label for such products.
6. If cyanuric acid is used to stabilize available chlorine, follow [the] label directions for this product and maintain the chlorine residual at 1-4 ppm as determined by the test kit.
7. Refer to [your] [brand name] [feeder] [operating] manual[s] for [usage instructions][feed rate] [and safety] information.

[NOTE: If algae develops, adjust pH to 7.2-7.6. Shock with [Brand][Product name], following all label directions. Maintain 5-10 ppm free available chlorine residual for at least four hours. [Pool should not be entered until the chlorine residual is between 1 and 4 ppm. Thoroughly clean pool by scrubbing surface of algae growth, vacuum and cycle through filter.] Monitor chlorine residual until chlorine levels are as indicated in instructions 4 through 7.]

[WATER BALANCE: For best product performance, swimmer comfort and crystal clear water, maintain pH in the 7.2-7.6 range. Maintain total alkalinity in the 60-100 parts per million (ppm ranges). Maintain calcium hardness above 200 ppm. Use a reliable [brand] test kit that measures all these ranges. Use [the] [HTH][brand] pool care products to make adjustments. Follow label directions for each product.]

[OPENING YOUR POOL: Adjust and maintain pH in the 7.2-7.6 range. Follow "[SHOCK TREATMENT] [/] [SUPERCHLORINATION]" directions on this package. [Allow this product to dissolve completely.] Test free available chlorine residual with a pool test kit. DO NOT re-enter pool until the free available chlorine residual is 1-4 ppm. Repeat treatment as needed. See "HOW TO USE" directions for use in feeder for routine chlorination.]

[FOR UNSTABILIZED AND STABILIZED POOLS: After each day, use a suitable test kit to check free available chlorine residual. Increase or decrease the number of [tablets or briquettes] to maintain a free available chlorine residual of 1-4 ppm. [Allow product to dissolve completely.] Do not remove this product from [brand] feeder (chlorinator) until completely dissolved.]

MOJO

EPA Reg. No: 1258-1370

EPA Stamped Label 2020-06-04

Sublabel A: Residential Swimming Pool Use

Page 5 of 22

[[[SHOCK TREATMENT] [/] [SUPERCHLORINATION]][SHOCK OXIDATION]: [For best results, see “WATER BALANCE” and “HOW TO USE” sections above before treatment.] Every 7 days, or as necessary to prevent pool problems, shock treat the pool by adding [Brand Name] [Shock Treatment] following the label directions to provide 5-10 ppm available chlorine. Additional [shock] treatments may be required to correct problems which are caused by visible algae, high bathing loads, heavy wind and rainstorms. Additional [shock] treatments may also be required to correct problems such as unpleasant odors and eye irritation. Check the available chlorine with a suitable test kit. DO NOT re-enter pool until the free available chlorine residual is 1-4 parts per million (ppm).]

[ALGAE CONTROL: Follow [“[SHOCK TREATMENT] [/] [SUPERCHLORINATION]”][“SHOCK OXIDATION”] directions on this label. DO NOT enter pool until the free available chlorine residual is 1-4 ppm. If necessary, repeat the treatment. To prevent possible staining take the following steps IMMEDIATELY after treatment: thoroughly clean pool by brushing surface of algae growth, vacuum and cycle through filter.]

[WINTERIZING: Use a [brand] Chlorine Shock or Algaecide product. Follow label directions on that product. Cover the pool with a pool cover. Prepare the heater, pump and filter components for winterizing by following manufacturer's directions.]

{BEGIN OPTIONAL MARKETING CONTENT}

{Statements available to all labels}

6 tablets [treat][lasts][chlorinate][for] up to 1 month* * based on a 5,000 gallon pool, when used as directed
12 tablets [treat][last][chlorinate][for] up to 1 month* * based on a 10,000 gallon pool, when used as directed
68% available chlorine

Alternative to Stabilized Chlorine

Alternative to TCCA

BACTERICIDE AND ALGAECIDE [FOR SWIMMING POOLS]

Can be used in [skimmer] [or] [[brand] [product name] feeder]

Compatible with Salt Water Pools

Contamination or improper use may cause intense fire, explosion, or the release of toxic gases. Do not allow product to contact any foreign matter, including other water treatment products. If product is exposed to small amounts of water, it can react violently to produce heat and toxic gases and spatter. {Optional – for use on residential use swimming pool products} [Do not mix this product with a small amount of water. Only add directly to your pool.] [Do not add water to this product. Add only into water. Highly corrosive. Causes skin and eye damage. May be fatal if swallowed. Irritating to nose and throat.]

Controls algae

Convenient

[CYA][Cyanuric acid]-free

Designed for skimmer use

Designed for use in the poolife® [Exclusive Pool Care Collection] [NST] Feeder [only]

Designed for use in the [product name] [feeder] [only]

Destroys bacteria

Destroys organic contaminants

Does not lower pH

Does not lower TA

Does not contain [a] stabilizer

Does not contain [CYA][cyanuric acid]

Does not contribute [CYA][cyanuric acid] to the water

Dual-application: [[brand] feeder] [or] [skimmer]

Dual-use [tablet]: [use in] [for use in] [[brand] feeder] [or] [skimmer]

Each [tablet][tab][octagon][disk] lasts for days

Each tablet contains enough chlorine to [chlorinate][treat][for] up to 1 week* * [based on a 5,000 gallon] pool[, when used as directed].

Easy to use

Eliminates bacteria

Extended release

Feeder [Tablets][Tabs]

For routine use in skimmers

[For] skimmer use

For use in [[brand] [product name] feeder] [or] [skimmer]

For use with salt water pools

For use with Stabilizer

For use with the poolife® [Exclusive Pool Care Collection] [NST] Feeder [only]

[Innovative][exclusive][patent pending] technology

[Innovative][exclusive][patent pending] slow-dissolve technology

Kills bacteria

Kills bacteria, destroys organic contaminants and controls algae

Long lasting [tablet][tab][octagon][disk]

Non-stabilized chemistry

Non-stabilized tablet

Multifunctional

Must add stabilizer separately

Sanitizes pool water

Slow-dissolve calcium hypochlorite [cal hypo] tablets

Slow dissolving

MOJO

EPA Reg. No: 1258-1370

EPA Stamped Label 2020-06-04

Sublabel A: Residential Swimming Pool Use

Slow release



{or}

Swimming pool sanitizer

This product was [created][designed] for use with the [poolife® Exclusive Pool Care Collection [NST] [Prime™][brand name] [feeder] [system].

Use only with the poolife® [Exclusive Pool Care Collection] [NST] Feeder

Will not cause over stabilization

{Why You Should Use this Product}

[WHY YOU SHOULD USE THIS PRODUCT:]

[This] [product][tablet][product name] [is][features] [a][an] [innovative] [patented] [technology] [that provides] [long-lasting][slow-dissolving] [chlorination] [chlorinating] [tablet]. [Product name] [is] [easy to use] [kills bacteria] [destroys organic contaminants] and can be used for routine sanitization [in the skimmer].

[[It's] compatible for use with pools equipped with salt chlorine generators to help maintain the proper sanitization level.]

[Product name] is an alternative to [traditional tri-chlor][TCCA] [tablets][pucks][3" tablets] and does not contain cyanuric acid. [Perfect for use in a skimmer,] this product will destroy bacteria and organic contaminants without overstabilizing your pool or adding additional cyanuric acid to your water. [Each long-lasting [brand name] [tablet][tab][octagon][disk] will continuously sanitize your pool in the skimmer for up to one week!]

{Steps – Please note that on a final graphic label, only the step appropriate to this product will be highlighted, or alternately, only the step appropriate to this product will be used}

{The “[Brand or poolife] [3-Step] System” below may be placed on the label to allow easy product identification by consumers.}

[[Brand or poolife] [3-Step] System:]

[Step] [1] [Sanitize [It!]] [poolife Exclusive Pool Care Collection [product name]

[Step] [2] [Shock [It!]] [poolife Exclusive Pool Care Collection [product name] Shock Treatment]

[Step] [3] [Defend [It!]] [poolife Exclusive Pool Care Collection [product name]

[Step 1][:] [Sanitize]

[Step 2][:] [Oxidize]

[Step 3][:] [Add Algaecide]

For use with the [poolife® Exclusive Pool Care Collection [NST] Prime™] [brand name] System

Use with the [poolife® Exclusive Pool Care Collection [NST] Prime™] [brand name] System

The [poolife® Exclusive Pool Care Collection [NST] Prime™] [brand name] system consists of [poolife® Exclusive Pool Care Collection [NST] Prime™][product name] non-stabilized tablet, [poolife® Exclusive Pool Care Collection [NST] Purge™][product name] shock oxidizer and [poolife® Exclusive Pool Care Collection [NST] Patrol™][product name] algaecide. These products have been formulated to work together to create clean, clear sparkling pool water without [the risk of overstabilization] [adding too much unwanted Cyanuric acid].

[poolife® Exclusive Pool Care Collection [NST] Prime™][product name] non-stabilized tablet is an alternative to traditional 3" tablets and does not contain Cyanuric acid. For use in a skimmer, this product will destroy bacteria and organic contaminants without overstabilizing your pool or adding Cyanuric acid to your water. Each long-lasting tablet will continuously sanitize your pool in the skimmer for up to one week!

MOJO

EPA Reg. No: 1258-1370

EPA Stamped Label 2020-06-04

Sublabel A: Residential Swimming Pool Use

Page 8 of 22

This product in an innovative, patented technology that provides long-lasting, slow-dissolving chlorination. It's compatible for use with pools equipped with salt chlorine generators to help maintain the proper sanitization level.



Designed for use with [poolife® Exclusive Pool Care Collection [NST] Purge™][product name] shock oxidizer and [poolife® Exclusive Pool Care Collection [NST] Patrol™][product name] algaecide as part of the [poolife® Exclusive Pool Care Collection [NST] Prime™][brand name] System, this product will give you clean, clear, sparkling pool water without [the risk of overstabilization][adding too much unwanted Cyanuric acid].

{Graphic rendering of the 3 steps:}



{Poolife Brand Specific Marketing Content}

poolife® is a registered trademark of Innovative Water Care, LLC or its affiliates. The poolife™ logo is a trademark of Innovative Water Care, LLC or its affiliates.



HELPLINE: 866-4-POOL
Toll-Free 866-476-6538



TO DETERMINE YOUR POOL CAPACITY IN U.S. GALLONS, USE THE APPROPRIATE FORMULA BELOW:
POOL SHAPE FORMULA (Use measurements in feet only)
RECTANGULAR Length x Width x Average Depth x 7.5=Total Gallons.
ROUND Diameter x Diameter x Average Depth x 5.9=Total Gallons.
OVAL Maximum Length x Maximum Width x Average Depth x 5.9 = Total Gallons.
FREE FORM Surface Area (Sq. Feet) x Average Depth x 7.5 = Total Gallons]

{Brand Specific Marketing Content}


{Note to reviewer: Icons are representative, colors and fonts are subject to match brand standards on the final printed label.}



{Marketing Content Related to Pools/Spas/Hot Tubs}
{Note to reviewer: The following are representative images.}
Representative image of a swimming pool:



Representative image of pool/spa/hot tub water:



Representative image of a beach ball:



Representative image of a floatie:



Representative image of flip-flops:



Representative images of people {Note to reviewer: Images of people in or near pools/spas/hot tubs **WILL NOT** depict application of this product. They are only in reference to use of a pool/spa/hot tub that has been treated according to label directions.}



Representative images of animals in or near a pool



{END OPTIONAL MARKETING CONTENT}

{END Residential Swimming Pool Use}

Sublabel B: Industrial/Commercial/Institutional Use

MOJO

ACTIVE INGREDIENT: CALCIUM HYPOCHLORITE 70.2%
OTHER INGREDIENTS: 29.8%
TOTAL: 100.0%

KEEP OUT OF REACH OF CHILDREN
[MANTÉNGASE FUERA DEL ALCANCE DE LOS NIÑOS]

DANGER [/] [PELIGRO]

Read all precautionary statements on [left][right][back][side] panel before use.

FIRST AID:

IF IN EYES: Hold eye open and rinse slowly and gently with water for 15-20 minutes. Remove contact lenses, if present, after the first 5 minutes, then continue rinsing eye. Call a poison control center or doctor for treatment advice.

IF ON SKIN OR CLOTHING: Take off contaminated clothing. Rinse skin immediately with plenty of water for 15-20 minutes. Call a poison control center or doctor for treatment advice.

IF SWALLOWED: Call a poison control center or doctor immediately for treatment advice. Have person sip a glass of water if able to swallow. Do not induce vomiting unless told to do so by a poison control center or doctor. Do not give anything by mouth to an unconscious person.

IF INHALED: Move person to fresh air. If person is not breathing, call 911 or an ambulance, then give artificial respiration, preferably mouth-to-mouth if possible. Call a poison control center or doctor for further treatment advice.

Have the product container or label with you when calling a poison control center or doctor, or going for treatment.

NOTE TO PHYSICIAN: Probable mucosal damage may contraindicate the use of gastric lavage.

IN CASE OF EMERGENCY CALL: 1-800-654-6911

EPA REG. NO. 1258-1370
EPA EST. NO. XXXXX-YY-ZZ
[Superscript Used in Lot Number]
NET [WT.][WEIGHT] XXXXX

[Sold by][Manufactured for][:]
ARCH CHEMICALS INC.
1200 Bluegrass Lakes Parkway
Alpharetta, GA 30004

PRECAUTIONARY STATEMENTS

HAZARDS TO HUMANS AND DOMESTIC ANIMALS

DANGER: Corrosive. Causes irreversible eye damage and skin burns. Harmful if swallowed, absorbed through skin, or inhaled.

- [•] Open in well-ventilated area. Avoid breathing dust and fumes.
- [•] Do not get in eyes, on skin, or on clothing. Do not handle with bare hands. Wear protective eyewear and rubber gloves. For additional protection of skin, wear long sleeves and long pants.
- [•] Wash thoroughly with soap and water after handling and before eating, drinking, chewing gum, using tobacco or using the toilet.
- [•] Remove and wash contaminated clothing before use.

PHYSICAL AND CHEMICAL HAZARDS:

If product is exposed to small amounts of water, it can react violently to produce heat and toxic gases and spatter. Do not add water to this product. Add only into water.

- [•] Do not allow to become wet or damp before use.
- [•] Do not mix this product with a small amount of water.
- [•] Product can react with other materials, including other water treatment products, to cause intense fire, explosion, and the release of toxic gases.
- [•] Keep all foreign matter, including other water treatment products, away from this product.
- [•] Do not use this product in a feeder that has been used with any other product.
- [•] Do not allow this product to contact other water treatment products.

Exposure to heat can cause this product to rapidly decompose, leading to intense fire, explosion, and the release of toxic gases.

- [•] Store in a cool, dry, well-ventilated area.

Strong oxidizing agent. This product can increase fire intensity. Keep away from heat and from flame and burning material (like a lighted cigarette).

{Environmental hazards statement for all container sizes of products registered for industrial/commercial/institutional water treatment or processing uses include the full paragraph.}

ENVIRONMENTAL HAZARDS: This pesticide is toxic to fish and aquatic organisms. Do not discharge effluent containing this product into lakes, ponds, streams, estuaries, oceans or public waters unless in accordance with the requirements of a National Pollutant Discharge Elimination System (NPDES) permit and the permitting authority has been notified in writing prior to discharge. Do not discharge effluent containing this product to sewer systems without previously notifying the local sewage treatment plant authority. For guidance contact your State Water Board or Regional Office of the EPA.

STORAGE & DISPOSAL:

{Nonrefillable container}

[Keep this product dry in its tightly closed container when not in use. Store in a cool, dry, well-ventilated area. Keep away from heat or open flame. Nonrefillable container. Do not reuse or refill this container. Rinse empty container thoroughly with water to dissolve all material prior to disposal. Offer for recycling if available. Do not contaminate food or feed by storage or disposal or cleaning of equipment. FOR DISPOSAL OF A CONTAMINATED OR DECOMPOSING PRODUCT SEE EMERGENCY HANDLING.]

{Refillable container – non-household/residential use}

[Keep this product dry in its tightly closed container when not in use. Store in a cool, dry, well-ventilated area. Keep away from heat or open flame. Do not contaminate food or feed by storage or disposal or cleaning of equipment. FOR DISPOSAL OF A CONTAMINATED OR DECOMPOSING PRODUCT SEE EMERGENCY HANDLING. Refillable container. Refill this container with this product only. Do not use this container for any other purpose. Cleaning of this container before final disposal is the responsibility of the person disposing of the container. Cleaning before refilling is the responsibility of the refiller. Rinse empty container thoroughly with water to dissolve all material prior to disposal.]

EMERGENCY HANDLING: In case of contamination or decomposition – Do not reseal container. Immediately remove container to an open and well-ventilated outdoor area by itself. Flood with large amounts of water. Dispose of the container and any remaining contaminated material in an approved landfill area.

DIRECTIONS FOR USE: It is a violation of Federal law to use this product in a manner inconsistent with its labeling.

READ ALL PRECAUTIONARY STATEMENTS BEFORE USE.

IMPORTANT: DO NOT USE THIS PRODUCT IN ANY FEEDER IN WHICH ANY OTHER CHLORINATING COMPOUND IS BEING USED

{Use 1}

[COMMERCIAL SWIMMING POOLS FEEDERS]

HOW TO USE: [Do not allow this product to contact other water treatment products.] Easy to use [Product name] [for Commercial Swimming Pool Use] [are][is] designed for use only with [Product name] [Feeders][feed system][feeder system][tablet feeder] and should be used according to the instructions provided with the [Product name] [Feeders][feed system][feeder system][tablet feeder] providing a steady supply of available chlorine [while the pool's filter pump is in operation.] Used according to the instructions provided with a feeder, this product controls the growth of algae, kills bacteria and destroys organic contaminants. [One Tablet weighs approximately 255 grams (9 oz.)] One pound of this product per 10,000 gallons of water will provide a dosage of 8.3 ppm free available chlorine.

Do not pre-mix this product. Only add this product directly to your [Brand][product name] [feeder][feed system][feeder system]

1. Before use, read the appropriate installation instructions and operating manual for your [Brand][product name] Pool [Feeder][feed system][feeder system].
2. [Start the filter pump and] check chlorine residual [in the system] with a reliable test kit.
3. Fill the [product name][feeder hopper][feed system][feeder system] with [Product name] tablets only. Adjust chlorine feed rate setting according to the operating instructions in the feeder manual.
4. After 24 hours, check the chlorine residual. If 1 to 4 ppm, leave the feed rate setting. If chlorine residual level is below 1.0 ppm, increase the feed rate. Allow sufficient time (e.g. one day) after changing the feed rate setting for the chlorine residual to readjust. The pool should not be re-entered until a 1 to 4 ppm chlorine residual is established.
5. Always maintain pH between 7.2 and 7.6 by using a suitable pH adjuster according to directions on the label for such products.
6. If cyanuric acid is used to stabilize available chlorine, follow label directions for this product and maintain the chlorine residual at 1 to 4 ppm as determined by the test kit.
7. Refer to operating manuals for feed rate information.

[NOTE: If algae develops, adjust pH to 7.2 to 7.6. Shock with [Brand][Product name], following all label directions. Maintain 5-10 ppm free available chlorine residual for at least four hours. [Pool should not be entered until the chlorine residual is between 1 and 4 ppm. Thoroughly clean pool by scrubbing surface of algae growth, vacuum and cycle through filter.] Monitor chlorine residual until chlorine levels are as indicated in instructions 4 through 7.]

[WATER BALANCE: For best product performance, swimmer comfort and crystal clear water, maintain pH in the 7.2-7.6 range. Maintain total alkalinity in the 60-100 parts per million (ppm ranges). Maintain calcium hardness above 200 ppm. Use a reliable [brand] test kit that measures all these ranges. Use the [HTH] [brand] Pool Care Products to make adjustments. Follow label directions for each product.]

[OPENING YOUR POOL: Adjust and maintain pH in the 7.2 to 7.6 range. Follow "[SHOCK TREATMENT] [/] [SUPERCHLORINATION]" directions on this package. [Allow this product to dissolve completely]. Test free

available chlorine residual with a pool test kit. DO NOT re-enter pool until the free available chlorine residual is 1 to 4 ppm. Repeat treatment as needed. See "HOW TO USE" directions for use in feeder for routine chlorination.]

[FOR UNSTABILIZED AND STABILIZED POOLS: After each day, use a suitable test kit to check free available chlorine residual. Increase or decrease the number of [tablets or briquettes] to maintain a free available chlorine residual of 1-4 ppm. [Allow product to dissolve completely.] Do not remove this product from [brand] feeder (chlorinator) until completely dissolved.]

[[SHOCK TREATMENT] [/] [SUPERCHLORINATION]]: For best results, see "WATER BALANCE" and "HOW TO USE" sections above before treatment. Every 7 days, or as necessary to prevent pool problems, shock treat / super chlorinate the pool by adding [Brand Name] Shock Treatment following the label directions to provide 5 to 10 ppm available chlorine. Additional shock treatments may be required to correct problems which are caused by visible algae, high bathing loads, heavy wind and rainstorms. Additional shock treatments may also be required to correct problems such as unpleasant odors and eye irritation. Check the available chlorine with a suitable test kit.] DO NOT re-enter pool until the free available chlorine residual is 1 to 4 parts per million (ppm).]

[ALGAE CONTROL: Follow "[SHOCK TREATMENT] [/] [SUPERCHLORINATION]" directions on this label. DO NOT enter pool until the free available chlorine residual is 1-4 ppm. If necessary, repeat the treatment. To prevent possible staining take the following steps IMMEDIATELY after treatment: Thoroughly clean pool by brushing surface of algae growth, vacuum and cycle through filter.]

[WINTERIZING: Use a [brand] Chlorine Shock or Algaecide product. Follow label directions on that product. Cover the pool with a pool cover. Prepare the heater, pump and filter components for winterizing by following manufacturer's directions.]

{Use 2}

[DISINFECTION OF DRINKING WATER (EMERGENCY/PUBLIC/INDIVIDUAL SYSTEMS: PUBLIC SYSTEMS) - Using a suitable chemical feed dispenser and test kit, dissolve and dose the chlorinated solution until a concentration of 0.2-0.6 ppm is achieved. Begin feeding this solution with a hypochlorinator until a free available chlorine residual of at least 0.2 ppm and no more than 0.6 ppm is attained throughout the distribution system. Check water frequently with a chlorine test kit. Bacteriological sampling must be conducted at a frequency no less than that prescribed by the National Interim Primary Drinking Water Regulations. Contact your local Health Department for further details.]

{Use 3}

[COOLING TOWER/EVAPORATIVE CONDENSER WATER:

[SLUG FEED METHOD - Initial dose: When system is noticeably fouled, use a suitable chemical feed dispenser and test kit, and dissolve and dose the chlorinated solution until a concentration of 5 to 10 ppm is achieved. Repeat until control is achieved.

Subsequent dose: When microbial control is evident, use a suitable chemical feed dispenser, and dissolve and dose the chlorinated solution until a concentration of 1 ppm is achieved. Add to the system daily, or as needed to maintain control and keep the chlorine residual at 1 ppm. Badly fouled systems must be cleaned before treatment is begun.]

[INTERMITTENT FEED METHOD - Initial Dose: When system is noticeably fouled, use a suitable chemical feed dispenser and test kit, and dissolve and dose the chlorinated solution until a concentration of 5 to 10 ppm is achieved. Apply half (or 1/3, 1/4, or 1/5) of this initial dose when half (or 1/3, 1/4, or 1/5) of the water in the system has been lost by blow down.

Subsequent Dose: When microbial control is evident, use a suitable chemical feed dispenser, dissolve and dose the chlorinated solution until a concentration of 1 ppm is achieved. Apply half (or 1/3, 1/4, or 1/5) of this initial dose when half (or 1/3, 1/4, or 1/5) of the water in the system has been lost by blow down. Badly fouled systems must be cleaned before treatment is begun.]

[CONTINUOUS FEED METHOD - Initial dose: when system is noticeably fouled, use a suitable chemical feed dispenser, dissolve and dose the chlorinated solution until a concentration of 5 to 10 ppm is achieved.

[Subsequent Dose: Maintain this treatment level by using a suitable chemical feed dispenser and test kit, dissolve and dose the chlorinated solution until a concentration of ppm is achieved. Badly fouled systems must be cleaned before treatment is begun.]]

[BRIQUETTES OR TABLETS: Initially slug dose the system using a suitable chemical feed dispenser and test kit, dissolve and dose the chlorinated solution until a concentration of 5 ppm is achieved. Badly fouled systems must be cleaned before treatment is begun.

Subsequent Dose: When microbial control is evident, use a suitable chemical feed dispenser to dissolve and dose the chlorinated solution until a concentration of 1 ppm is achieved. Control and keep the chlorine residual at 1 ppm. Badly fouled systems must be cleaned before treatment is begun.]

{BEGIN OPTIONAL MARKETING CONTENT}

{Statements available to all labels}

6 tablets [treat][lasts][chlorinate][for] up to 1 month* * based on a 5,000 gallon pool, when used as directed
12 tablets [treat][last][chlorinate][for] up to 1 month* * based on a 10,000 gallon pool, when used as directed
68% available chlorine

Alternative to Stabilized Chlorine

Alternative to TCCA

Can be used in [brand] [product name] feeder

[COMMERCIAL] BACTERICIDE AND ALGAECIDE [FOR SWIMMING POOLS]

Compatible with Salt Water Pools

Contamination or improper use may cause intense fire, explosion, or the release of toxic gases. Do not allow product to contact any foreign matter, including other water treatment products. If product is exposed to small amounts of water, it can react violently to produce heat and toxic gases and spatter. {Optional – for use on residential use swimming pool products} [Do not mix this product with a small amount of water. Only add directly to your pool.] [Do not add water to this product. Add only into water. Highly corrosive. Causes skin and eye damage. May be fatal if swallowed. Irritating to nose and throat.]

Controls algae

Convenient

[CYA][Cyanuric acid]-free

Designed for use in the [product name] [feeder] [only]

Destroys bacteria

Destroys organic contaminants

Does not lower pH

Does not lower TA

Does not contain [a] stabilizer

Does not contain [CYA][cyanuric acid]

Does not contribute [CYA][cyanuric acid] to the water

Dual-application: [brand] feeder

Dual-use [tablet]: [use in] [for use in] [brand] feeder

Each [tablet][tab][octagon][disk] lasts for days

Each tablet contains enough chlorine to [chlorinate][treat][for] up to 1 week* * [based on a 5,000 gallon] pool[, when used as directed].

Easy to use

Eliminates bacteria

Extended release

Feeder [Tablets][Tabs]

FOR MUNICIPAL AND INDUSTRIAL WATER TREATMENT APPLICATIONS

For use in [the] [brand] [product name] [feeder]

FOR USE ONLY WITH [Product Name] SWIMMING POOL FEEDERS ON PROFESSIONALLY SERVICED COMMERCIAL POOLS.

For use with salt water pools

For use with Stabilizer

[Innovative][exclusive][patent pending] technology

[Innovative][exclusive][patent pending] slow-dissolve technology

Kills bacteria[, destroys organic contaminants and controls algae]

Long lasting [tablet][tab][octagon][disk]

Non-stabilized chemistry

Non-stabilized tablet

Multifunctional

Must add stabilizer separately

Sanitizes pool water

Slow-dissolve calcium hypochlorite [cal hypo] tablets

Slow dissolving

Slow release



{or}

Swimming pool sanitizer
Will not cause over stabilization

[Why you should use this product?][:]

[This] [product] [tablet] [product name] [is] [features] [a][an] [innovative] [patent pending technology] [that provides] [long-lasting] [slow-dissolving] [chlorination] [chlorinating] [tablet]. [Product name] [is] [easy to use] [kills bacteria] [destroys organic contaminants] [and can be used for routine sanitization.]

[It's] [compatible for use with pools equipped with salt chlorine generators to help maintain the proper sanitization level.

[Product name] is an alternative to [traditional tri-chlor][TCCA] [tablets][pucks][3" tablets] and does not contain cyanuric acid. Perfect for use in a [product name][feed system][feeder system][feeder] this product will destroy bacteria and organic contaminants without overstabilizing your pool or adding additional cyanuric acid to your water.

TO DETERMINE YOUR POOL CAPACITY IN U.S. GALLONS, USE THE APPROPRIATE FORMULA BELOW:

POOL SHAPE FORMULA (Use measurements in feet only)

RECTANGULAR Length x Width x Average Depth x 7.5=Total Gallons.

ROUND Diameter x Diameter x Average Depth x 5.9=Total Gallons.

OVAL Maximum Length x Maximum Width x Average Depth x 5.9 = Total Gallons.

FREE FORM Surface Area (Sq. Feet) x Average Depth x 7.5 = Total Gallons]


TO OBTAIN PROPER FEED RATES FOR AUTOMATIC CHLORINATORS: When used in an automatic (hypo-) chlorinator, this product will effectively provide required available chlorine dosages for the treatment of potable and process water, sanitary or waste flows, etc. Using the Flow Rate and Required Dosage for your application, obtain the proper Feed Rate for this product, and refer to the instructions for adjusting feed rates in the Operating Manual for your feeder to obtain the appropriate setting.

{Brand Specific Marketing Content}

{Note to reviewer: Icons are representative, colors and fonts are subject to match brand standards on the final printed label.}



{Marketing Content Related to Pools/Spas/Hot Tubs}
{Note to reviewer: The following are representative images.}
Representative image of a swimming pool:



Representative image of pool/spa/hot tub water:



Representative image of a beach ball:



Representative image of a floatie:



Representative image of flip-flops:



Representative images of people {Note to reviewer: Images of people in or near pools/spas/hot tubs **WILL NOT** depict application of this product. They are only in reference to use of a pool/spa/hot tub that has been treated according to label directions.}



Representative images of animals in or near a pool



{END OPTIONAL MARKETING CONTENT}

{END Industrial/Commercial/Institutional Use}

Alternate Brand Names for 1258-1370

Requested Alternate Brand Names:

Approved Alternate Names:

CCH Endurance
CCH Endurance Tablets
CCH Marathon
CCH Marathon Tablets
Constant Chlor DuraTab
Constant Chlor DuraTab Tablets
Constant Chlor Plus Marathon
Constant Chlor Plus Marathon Tablets
Cyanotab
NST
Pool Breeze Pool Care System Optimight
poolife Exclusive Pool Care Collection NST Extended Release Non-Stabilized Tablet
poolife® Exclusive Pool Care Collection NST Prime
poolife® Exclusive Pool Care Collection Prime
Pulsar Infinity
Pulsar Infinity Tablets
Pulsar Marathon Tablets
Pulsar Tablet 2.0
Slomojo