

1258-1361

11/13/2014

1/11



U.S. ENVIRONMENTAL PROTECTION AGENCY

Office of Pesticide Programs
Antimicrobials Division (7510C)
1200 Pennsylvania Avenue NW
Washington, D.C. 20460

EPA Reg.

Number:

1258-1361

Date of Issuance:

NOV 13 2014

Term of Issuance:

Unconditional

Name of Pesticide Product:

AW91 (PRO)

NOTICE OF PESTICIDE:

- Registration
- Reregistration

(under FIFRA, as amended)

Name and Address of Registrant (include ZIP Code):

Arch Chemicals, Inc.
5660 New Northside Drive, Suite 1100
Atlanta, GA 30328

Note: Changes in labeling differing in substance from that accepted in connection with this registration must be submitted to and accepted by the Registration Division prior to use of the label in commerce. In any correspondence on this product always refer to the above EPA registration number.

On the basis of information furnished by the registrant, the above named pesticide is hereby registered under the Federal Insecticide, Fungicide and Rodenticide Act.

Registration is in no way to be construed as an endorsement or recommendation of this product by the Agency. In order to protect health and the environment, the Administrator, on his motion, may at any time suspend or cancel the registration of a pesticide in accordance with the Act. The acceptance of any name in connection with the registration of a product under this Act is not to be construed as giving the registrant a right to exclusive use of the name or to its use if it has been covered by others.

This product (OPP Decision Number: D-489708) is unconditionally registered in accordance with FIFRA sec 3(c)(5) provided that you:

1. Submit and/or cite all data required for registration of your product under FIFRA sec. 3(c)(5) when the Agency requires all registrants of similar products to submit such data; and submit acceptable responses required for re-registration of your product under FIFRA section 4.

2. Make the labeling changes listed below before you release the product for shipment:

Revise the EPA Registration Number to read, "EPA Reg. No. 1258-1361.

Signature of Approving Official:

Demson Fuller
Product Manager Team 32
Regulatory Management Branch II
Antimicrobials Division (7510P)

Date:

NOV 13 2014

2/11

On page 4 of the current label, a website addition was noted. Should you wish to retain a reference to the company's website on your label, then please be aware that such a reference transforms the website into labeling under the Federal Insecticide Fungicide and Rodenticide Act sec 2 (p) (2) and then the website is subject to review by the Agency. If the websites content are false or misleading, the product would be misbranded and its sale or distribution unlawful to sell or distribute under FIFRA section 12(a)(1)(E). In addition, regardless of whether a websites are referenced on your product's label, claims made on the websites may not substantially differ from those claims approved through the registration process. Although EPA has not yet determined the extent to which it will routinely review company websites, if the Agency finds or if it is brought to our attention that a website contains false or misleading statements or claims substantially differing from claims approved through the registration process, the website may be referred to the EPA's Office of Enforcement and Compliance Assurance.

The submitted Child Resistant Packaging certification for this product was acceptable.


A stamped label with comments is enclosed for your records. Submit one (1) copy of your final printed labeling prior to release of this product for shipment.

Submit a one-year Storage Stability and Corrosion Characteristics studies (OPPTS 830.6317 and OPPTS 830.6320), when they are completed.

If these conditions are not complied with, the registration will be subject to cancellation in accordance with FIFRA sec. 6(e). Your release for shipment of the product constitutes acceptance of these conditions.

Should you have any questions concerning this letter, please contact me by telephone at (703) 308-8062 or by email at fuller.demson@epa.gov.

Sincerely,



Demson Fuller
Product Manager 32
Regulatory Management Branch II
Antimicrobials Division (7510P)

Enclosures: (Stamped Label)

Note to reviewer:
[Items in brackets [AAA] are optional and may/may not be included on final label]
{Items in braces {AAA} are for information purposes and will not appear on final label}

AW91 (PRO)

ACTIVE INGREDIENT: Calcium hypochlorite:.....	75%
OTHER INGREDIENTS:.....	25%
TOTAL.....	100%

KEEP OUT OF REACH OF CHILDREN
[MANTÉGASE FUERA DEL ALCANCE DE LOS NIÑOS]

DANGER [PELIGRO]

Contamination or improper use may cause intense fire, explosion, or the release of toxic gases. Do not allow product to contact any foreign matter, including other water treatment products. If product is exposed to small amounts of water, it can react violently to produce heat and toxic gases and spatter. Do not add water to this product. Add only into water. Do not mix this product with a small amount of water. Only add directly to your [pool][or][spa]. Highly corrosive. Causes irreversible eye damage and skin burns. May be fatal if swallowed.

Read all Precautionary Statements [on back panel] [on side panel] and First Aid Statements before use.

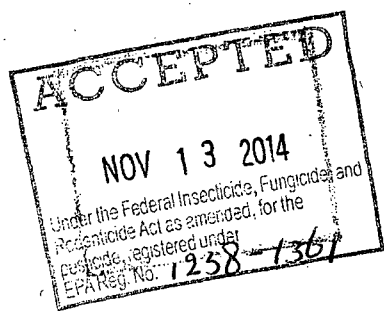
{Note to reviewer: Although this product has a "Danger" signal word, as per the EPA label review manual "The Agency may permit reasonable variations in the placement of the First Aid statement as long as the reference statement, "See First Aid (or Statement of Practical Treatment) on (identify appropriate panel)" appears on the front panel." If the First Aid Statements are placed on the front panel of the final graphic label, the statement below will not be used :}

See [left] [right] [back] [side] panel for Precautionary and First Aid Statements.

EPA Reg. No. 1258-xxxx
Superscript used in Lot Number
EPA Est. No. Xxx-yy-zz

Net Wt. xxx

Sold by:
Arch Chemicals, Inc.
P.O. Box 724438
Atlanta, GA 31139-1438



4/11

**PRECAUTIONARY STATEMENTS
HAZARDS TO HUMANS AND DOMESTIC ANIMALS**

DANGER: Highly corrosive. Causes irreversible eye damage and skin burns. May be fatal if swallowed. Irritating to nose and throat.

- Open in a well-ventilated area. Avoid breathing dust and fumes.
- Do not get in eyes, on skin, or clothing. Do not handle with bare hands. Wear protective eyewear and rubber gloves when handling this product. For additional skin protection, wear long sleeves and long pants.
- Wash thoroughly with soap and water after handling and before eating, drinking, chewing gum, using tobacco or using the toilet.
- Remove and wash contaminated clothing before reuse.
- [Only use utensils that are thoroughly clean and dry.] *{For use with resealable packages.}*

FIRST AID:

IF IN EYES: Hold eye open and rinse slowly and gently with water for 15-20 minutes. Remove contact lenses, if present, after the first 5 minutes, then continue rinsing eye. Call a poison control center or doctor for treatment advice.

IF ON SKIN OR CLOTHING: Take off contaminated clothing. Rinse skin immediately with plenty of water for 15-20 minutes. Call a poison control center or doctor for treatment advice.

IF SWALLOWED: Call a poison control center or doctor immediately for treatment advice. Have person sip a glass of water if able to swallow. Do not induce vomiting unless told to do so by a poison control center or doctor. Do not give anything by mouth to an unconscious person.

IF INHALED: Move person to fresh air. If person is not breathing, call 911 or an ambulance, then give artificial respiration, preferably mouth-to-mouth if possible. Call a poison control center or doctor for further treatment advice.

Have the product container or label with you when calling a poison control center or doctor, or going for treatment.

NOTE TO PHYSICIAN: Probable mucosal damage may contraindicate the use of gastric lavage.

IN CASE OF EMERGENCY CALL: 1-800-654-6911

PHYSICAL AND CHEMICAL HAZARDS:

If product is exposed to small amounts of water, it can react violently to produce heat and toxic gases and spatter. Do not add water to this product. Add only into water.

- Do not allow to become wet or damp before use.
- Do not mix this product with a small amount of water. Only add this product directly to your pool.

Can react with other materials, including other water treatment products, to cause intense fire, explosion, and the release of toxic gases.

- Keep all foreign matter, including other water treatment products, away from this product.
- Do not allow this product to contact other water treatment products. If used with a skimmer, make sure skimmer is completely free of residue from other water treatment products before putting this product in a skimmer.

Exposure to heat can cause this product to rapidly decompose, leading to intense fire, explosion, and the release of toxic gases.

- Store in a cool, dry, well-ventilated area.

Strong oxidizing agent: This product can increase fire intensity. Keep away from heat and from flame and burning material (like a lighted cigarette).

{Environmental hazards statement for end-use products in containers less than 50 pounds (solid, dry weight) use only the first sentence. All others use the full paragraph.}

ENVIRONMENTAL HAZARDS: This pesticide is toxic to fish and aquatic organisms. Do not discharge effluent containing this product into lakes, ponds, streams, estuaries, oceans or public waters unless in accordance with the requirements of a National Pollutant Discharge Elimination System (NPDES) permit and the permitting authority has been notified in writing prior to discharge. Do not discharge effluent containing this product to sewer systems without previously notifying the local sewage treatment plant authority. For guidance contact your State Water Board or Regional Office of the EPA.

STORAGE & DISPOSAL:

{Nonrefillable container - household/residential use}

[Keep this product dry in its tightly closed container when not in use. Store in a cool, dry, well-ventilated area. Keep away from heat or open flame. Nonrefillable container. Do not reuse or refill this container. Rinse empty container thoroughly with water to dissolve all material prior to disposal. Offer for recycling if available. Do not contaminate food or feed by storage or disposal or cleaning of equipment. FOR DISPOSAL OF A CONTAMINATED OR DECOMPOSING PRODUCT SEE EMERGENCY HANDLING.]

{Refillable container - household/residential use}

[Keep this product dry in its tightly closed container when not in use. Store in a cool, dry, well-ventilated area. Keep away from heat or open flame. Do not contaminate food or feed by storage or disposal or cleaning of equipment. FOR DISPOSAL OF A CONTAMINATED OR DECOMPOSING PRODUCT SEE EMERGENCY HANDLING. Refillable container. Refill this container with calcium hypochlorite only. Do not use this container for any other purpose. Rinse empty container thoroughly with water to dissolve all material prior to disposal.]

{Nonrefillable container - non-household/residential use}

[Keep this product dry in its tightly closed container when not in use. Store in a cool, dry, well-ventilated area. Keep away from heat or open flame. Do not contaminate food or feed by storage or disposal or cleaning of equipment. FOR DISPOSAL OF A CONTAMINATED OR DECOMPOSING PRODUCT SEE EMERGENCY HANDLING. Nonrefillable container. Do not reuse this container. Offer for recycling if available. Rinse empty container thoroughly with water to dissolve all material prior to disposal.]

{Refillable container - non-household/residential use}

[Keep this product dry in its tightly closed container when not in use. Store in a cool, dry, well-ventilated area. Keep away from heat or open flame. Do not contaminate food or feed by storage or disposal or cleaning of equipment. FOR DISPOSAL OF A CONTAMINATED OR DECOMPOSING PRODUCT SEE EMERGENCY HANDLING. Refillable container. Refill this container with calcium hypochlorite only. Do not use this container for any other purpose. Cleaning of this container before final disposal is the responsibility of the person disposing of the container. Cleaning before refilling is the responsibility of the refiller. Rinse empty container thoroughly with water to dissolve all material prior to disposal.]

EMERGENCY HANDLING: In case of contamination or decomposition – Do not reseal container. Immediately remove container to an open and well-ventilated outdoor area by itself. Flood with large amounts of water. Dispose of the container and any remaining contaminated material in an approved landfill area.

[HELPLINE:
866-4-POOL-FUN
Visit [brand]: {website}]

[poolife®] (brand name)[and the poolife® logo] [is a] [are] registered trademark[s] of Arch Chemicals, Inc.



{Optional} []

{Optional marketing statements available to all labels}

- [Controls Algae]
- [Destroys Organic Contaminants]
- [No Need to Pre-dissolve]
- [Destroys bacteria]
- [Controls [growth of] algae, kills bacteria and destroys organic contaminants in pools]
- [Dry, free-flowing form]
- [Concentrated chlorinating agent]
- [75% calcium hypochlorite]
- [Concentrated chlorinator for routine use]
- [Quick dissolving]
- [Fast acting [with minimal residue]]
- [Innovative]

{Optional statements for use with swimming pool sanitization or shock directions}

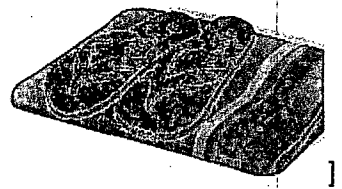
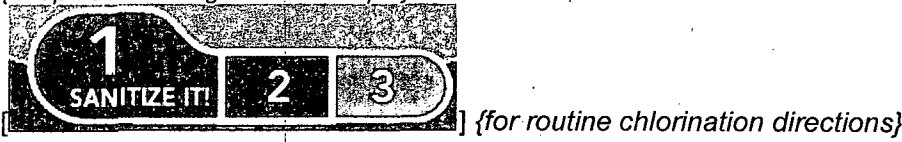
- [Contains no cyanuric acid]
- [Will not cause over stabilization]
- [Sanitizes pool water]
- [Swimming pool sanitizer]
- [Good for all pool surfaces]
- [Multipurpose chlorinator for crystal clear water]
- [Multipurpose sanitizer for crystal clear water]
- [Multipurpose sanitizer and shock treatment [all in one]]
- [Step 2] {claim for use under shock directions}
- [Kills bacteria and controls algae]
- [For all pool types]
- [Kills bacteria, kills algae and clarifies]
- [Maintains brilliantly clear water]
- [Kills bacteria, sanitizing your pool]
- [Sanitizes - kills bacteria]
- [Shocks - destroys swimmer contaminants]
- [Clarifies - clears water]
- [Algaecide - kills algae]
- [For use with all pool surfaces]
- [Restores water clarity]
- [All-in-one Chlorinates, Shocks and Kills Algae]
- [Shock treatment and algaecide]
- [Shock treats and kills algae]
- [Ideal for the toughest pool problems]

[Crystal clear results in 24 hours]
[For pools up to [15,000] gallons] {depending on package size}
[Sanitizes, Shocks and Destroys Algae]


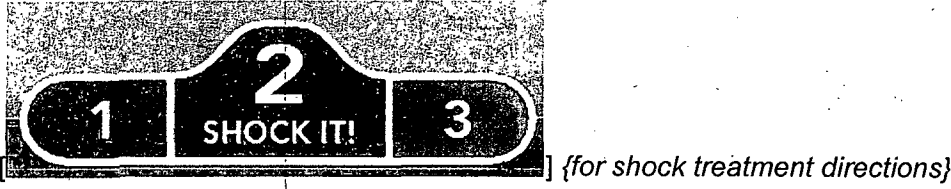
{The "[Brand or POOLIFE] 3-Step System" below may be placed on the label to allow easy product identification by consumers.}

[[Brand or POOLIFE] 3-Step System:]
[Step] [1] [Sanitize [It!]] [POOLIFE Exclusive Pool Care Collection MPT Extra][POOLIFE Exclusive Pool Care Collection Brite Stix] [POOLIFE Exclusive Pool Care Collection Active Cleaning Caplets Chlorinator]
[Step] [2] [Shock [It!]] [POOLIFE Exclusive Pool Care Collection TurboShock Shock Treatment]
[Step] [3] [Defend [It!]] [POOLIFE Exclusive Pool Care Collection Defend +]

{Graphic renderings of the 3 steps:}



[]



[]

{Optional statements for use with the [Back to Blue or other brand name] Shock System}
[Removes phosphates] {This statement refers to another product that is included in the [Back to Blue or other brand] System package}
[Transform your green water to a sparkling sea of blue]
[Shock]
[Contains Mineral Brilliance]
[Features Mineral Brilliance]

*{If the following Spanish statement is used, it must appear directly above DIRECTIONS FOR USE.}
Si usted no entiende la etiqueta, busque a alguien para que se la explique a usted en detalle. (If you do not understand the label, find someone to explain it to you in detail.)*

[This product is a concentrated chlorinating agent in a dry, free-flowing form which controls the growth of algae, kills bacteria, and destroys organic contaminants in [pools] [,] [spas] [and] [hot tubs].]

DIRECTIONS FOR USE

It is a violation of Federal law to use this product in a manner inconsistent with its labeling.

READ ALL PRECAUTIONARY STATEMENTS BEFORE USE.

{Use 1 SWIMMING POOLS}

[WHY YOU SHOULD USE THIS PRODUCT: [For [crystal] [clean] [clear] pool water, follow our 3-step pool care program: Step 1: Sanitize it!, Step 2: Shock it!, Step 3: Defend it!]

{Optional statement on dealer direct brands}

[For best results follow the weekly [brand] 3-Step System. Consult with your authorized [brand] Dealer for advice on the system that best suits your pool and your lifestyle.]

[Step 1. Sanitize [it!]

Step 2. Shock [it!]

Step 3. [Add algaecide] [Defend it!]

[Take a pool water sample to your authorized [brand] dealer regularly for a detailed water analysis.]

HOW TO USE: [Do not pre-mix this product before adding it to your pool [or skimmer].] Only add this product directly to your pool [or skimmer]. {When contents are in a resealable container} [Use only a clean, dry [scoop] [lid] to measure this product. [Do not use the [scoop] [lid] for any other purpose.]]
{When contents are in a single-use bag for use as a shock for pools 10,000 gallons or larger:} [Use entire contents when opened.]

[Method for dosing directly into pool:

Add the recommended dosage of this product [during evening hours] while the filter pump is running. When adding this product to your pool, broadcast the product evenly over a wide area in the deepest part of the pool. If any granules settle to the bottom of the pool, use brush to disperse [until completely dissolved].

[Method for skimmer addition:

[Use this method to avoid bleaching vinyl liner or paint.] Make sure that filter pump is on and properly recirculating through skimmer. Empty skimmer of all chemicals and/or debris. Contamination may cause an explosion or the release of toxic gases. Do not use this method when an automatic chemical dispensing device (e.g., feeder) is present. Pour this product slowly into skimmer, making sure that the material is drawn into the system at the same rate. DO NOT allow this material to accumulate as toxic gases may be generated.]

[Test free available chlorine residual with [a][brand] pool test kit [or test strips]. [Do not enter pool until the free available chlorine residual is 1- 4 ppm.] **Re-entry Into treated pools is prohibited above levels of 4 ppm for risk of bodily injury.**

WATER BALANCE: For best product performance, swimmer comfort, and crystal clear water: Maintain total alkalinity in the range of 60 to 120 parts per million (ppm). Maintain pH in the range of 7.2 to 7.6. Maintain calcium hardness above 200 ppm. Use a [brand] [reliable] test kit that measures all these ranges. Use [brand name] Pool Care Products to make adjustments. Follow label directions for each product. Adjust your alkalinity levels first before adjusting your pH levels. [Take a pool water sample to your authorized [brand] dealer regularly for a detailed water analysis.]

[OPENING YOUR POOL: For best results, see the "WATER BALANCE" section on this label before treatment. Always adjust and maintain pH in the 7.2 to 7.6 range. Follow "SHOCK TREATMENT /

911

SUPERCHLORINATION" directions on this package. Allow 30 minutes for product to disperse. Test free available chlorine residual with a pool test kit. Repeat treatment as needed.]

[ROUTINE CHLORINATION:

{For small pools 500 gallons to less than 10,000 gallons}

[Each 1/2– 2 teaspoons (tsp) of this product will provide approximately 1-4 ppm available chlorine in 500 gallons of water. Maintain these conditions for proper operation by frequent testing with a test kit. Follow "HOW TO USE" directions on this package.]

{For pools 10,000 gallons and larger}

[[**FOR UNSTABILIZED POOLS:** Add 5-7 ounces of this product per 10,000 gallons of pool water daily or as often as needed to maintain the free available chlorine residual at 1 – 4 ppm. Follow "HOW TO USE" directions on this package.] **[FOR POOLS STABILIZED [USING [A] [brand] STABILIZER AND CONDITIONER]:** Add 3– 5 ounces per 10,000 gallons every other day or as often as needed to maintain the free available chlorine residual at 1-4 ppm. Follow "HOW TO USE" directions on this package.]]

{For pools 10,000 gallons and larger}

[SHOCK TREATMENT / SUPERCHLORINATION: For best results, see "WATER BALANCE" and "HOW TO USE" sections on this label before treatment. Every 7 days, or as necessary to prevent pool problems, shock treat / superchlorinate the pool by adding 9-16 ounces [one bag {for 16 oz. containers}] of this product per 10,000 gallons of water to provide 5 to 10 ppm available chlorine. Additional shock treatments may be required to correct problems which are caused by visible algae, high bathing loads, heavy wind and rainstorms. Additional shock treatments may also be required to correct problems such as unpleasant odors and eye irritation. Check the available chlorine with a suitable test kit.]

{For pools 10,000 gallons and larger}

[ALGAE CONTROL: Follow "SHOCK TREATMENT / SUPERCHLORINATION" directions on this label. Add this product as close as possible to any algae on the sides or bottom of the pool. If necessary, repeat the treatment. To prevent possible staining or bleaching, take the following steps immediately after treatment: Thoroughly clean pool by brushing surface of algae growth, vacuum and cycle through filter.]

[For preventative algae control, use your preferred [brand] algaecide product regularly. Follow label directions on the algaecide.]

{Labels of resealable containers {2 lbs. or more} used to treat pools 10,000 gallons and larger}

[WINTERIZING: For best results, see "WATER BALANCE" section on this label before treatment. Gradually add 26 ounces of this product per 10,000 gallons of pool water that is clear and clean. This provides 15 ppm free available chlorine. Follow "HOW TO USE" directions on this package. Run the filter pump until granules are completely dissolved. Cover the pool with a pool cover. Prepare the heater, pump and filter components for winterizing by following manufacturer's directions.]

{Directions for a 2-Part Shock System:}

[[Back to Blue or other brand name] Shock System: If you are experiencing a severe algae bloom, which has turned your pool green, the [brand] Shock System can turn your pool sparkling blue again. This two-part system destroys the bacteria and algae that have taken over your pool and then makes it easy to vacuum out. At the start of the season, or if a severe algae bloom occurs during the season, the pool can be treated and returned to its clear blue appearance within 24 hours by using [brand I or this product] and [brand II] as part of the [brand] Shock System.

1. Check and adjust the pH to 7.2 to 7.5 to ensure the optimum level of active chlorine.
2. Add 2.6 lbs of [brand I or this product] per 15,000 gallons of water into the pool with the circulation system turned on. If any granules settle to the bottom of the pool, use a brush to disperse and assist in helping it to dissolve.
3. Once [brand I or this product] has completely been dispersed in the pool water, change valve to recirculate position and add 2.0 lbs of [brand II] per 15,000 gallons of water through the skimmer.
4. Leave the system circulating for 1 hour, then turn off the filter pump and allow to settle overnight.
5. The following day, change valve to vacuum position and vacuum the sediment to waste.
6. If the pool has not settled out or is not blue in color, repeat steps 2, 4 and 5.
7. Return valve to filter position after pool has been vacuumed.]

{Use 2 SPAS AND HOT TUBS}

[HOW TO USE: For best results, see "WATER BALANCE" section on this label before treatment. Maintain these conditions for proper operation by frequent testing with a [brand] test kit. Do not allow cyanuric acid level to exceed 100 parts per million (ppm). It is recommended that spas and hot tubs be drained every 30-90 days, more often under heavy use. Consult manufacturer's recommendations concerning the compatibility of chlorine sanitizers with their equipment. Some oils, lotions, fragrances, cleansers, etc., may cause foaming or cloudy water and may react with chlorine sanitizers to reduce their efficacy. If circulation is low ensure proper operation of pump and filter before adding chlorine or other chemicals.]

[Test free available chlorine residual with a spa test kit. Do not enter spa until the free available chlorine residual is 3-5 ppm.] **Re-entry Into treated spas is prohibited above levels of 5 ppm for risk of bodily injury.**

[WATER BALANCE: For best product performance, comfort, and crystal clear water: Maintain total alkalinity in the range of 60 to 120 ppm. Maintain pH in the range of 7.2 to 7.6. Maintain calcium hardness above 200 ppm. Use a reliable test kit that measures all these ranges. Adjust your alkalinity levels first before adjusting your pH levels. Use [brand name] [Spa] Care Products to make adjustments. Follow label directions for each product.]

[OPENING YOUR SPA] STARTUP (FRESHLY FILLED): For best results, see "WATER BALANCE" section before treatment. Turn on circulation system and ensure that it is operating properly. Add one (1) ounce of this product to provide approximately 10 ppm available chlorine for each 500 gallons of water. Check the free available chlorine (FAC) and if less than 3 ppm, repeat as needed.]

[ROUTINE CHLORINATION FOR] REGULAR USE: For best results, see "WATER BALANCE" section on this label before treatment. Turn on circulation system and ensure that it is operating properly. Scatter 2 – 3 teaspoons (tsp) of this product per 500 gallons over the surface of the water. Test for free available chlorine and add additional product if necessary to maintain 3–5 ppm FAC while unit is in use.]

[SHOCK TREATMENT / SUPERCHLORINATION: After each use, shock treat with one (1) ounce of this product to provide approximately 10 ppm available chlorine per 500 gallons of water, to control odors and algae. Repeat as needed.]

[ALGAE CONTROL: For preventative algae control, use your preferred [brand name] [spa] algaecide product regularly. Follow the label directions on the algaecide.]

12/11

[EXTENDED NON-USE PERIOD: For best results, see "WATER BALANCE" section before treatment. During extended non-use periods when the unit is not being used add 3 tsp of this product per 500 gallons twice a week with the circulation system running or as needed to maintain 3-5 ppm free available chlorine.]