



UNITED STATES ENVIRONMENTAL PROTECTION AGENCY
WASHINGTON, DC 20460

OFFICE OF CHEMICAL SAFETY
AND POLLUTION PREVENTION

January 30, 2023

Amy Toogood
Innovative Watercare, LLC
1400 Bluegrass Lakes Parkway
Alpharetta, GA 30004

Subject: Notification per PRN 98-10 – Add marketing graphics
Product Name: Baquacil® Swimming Pool Sanitizer and Algistat
EPA Registration Number: 1258-1263
Application Date: 11/18/2023
Action Case Number: 00410108

Dear Ms. Toogood:

The Agency is in receipt of your Application for Pesticide Notification under Pesticide Registration Notice (PRN) 98-10 for the above referenced product. The Antimicrobials Division (AD) has conducted a review of this request for its applicability under PRN 98-10 and finds that the action requested falls within the scope of PRN 98-10.

The label submitted with the application has been stamped “Notification” and will be placed in our records.

Should you wish to add/retain a reference to the company’s website on your label, then please be aware that the website becomes labeling under the Federal Insecticide Fungicide and Rodenticide Act and is subject to review by the Agency. If the website is false or misleading, the product would be misbranded and unlawful to sell or distribute under FIFRA section 12(a)(1)(E). 40 CFR 156.10(a)(5) list examples of statements EPA may consider false or misleading. In addition, regardless of whether a website is referenced on your product’s label, claims made on the website may not substantially differ from those claims approved through the registration process. Therefore, should the Agency find or if it is brought to our attention that a website contains false or misleading statements or claims substantially differing from the EPA approved registration, the website will be referred to the EPA’s Office of Enforcement and Compliance.

If you have any questions, you may contact Stacey Grigsby at 202.566.0821 or via email at grigsby.stacey@epa.gov.

Sincerely,

A handwritten signature in cursive script that reads "Stacey Grigsby".

Stacey Grigsby
Regulatory Risk Manager, 34
Regulatory Management Branch II
Antimicrobials Division (7510M)

Note to reviewer:

[All text in square brackets [AAA] is optional and may/may not be included on final label]

{All text in rounded brackets {AAA} is for information purposes and will not appear on final label}

Baquacil[®] Swimming Pool Sanitizer and Algistat

ACTIVE INGREDIENT:

Poly(hexamethylenbiguanide) hydrochloride 20%

[INERT][OTHER] INGREDIENTS 80%

TOTAL 100%

SEE [SIDE] [BACK][LEFT][RIGHT] PANEL FOR ADDITIONAL PRECAUTIONARY STATEMENTS.

KEEP OUT OF REACH OF CHILDREN

WARNING

EPA Reg. No. 1258-1263

[Superscript Used in Lot Number]

EPA Est. No. Xxx-yy-zz

Sold by:

Arch Chemicals, Inc.

1200 Bluegrass Lakes Parkway

Alpharetta, GA 30004

Net Contents: _____ [gal][quart][fl. oz.][ml][L]

NOTIFICATION

1258-1263

The applicant has certified that no changes, other than those reported to the Agency have been made to the labeling. The Agency acknowledges this notification by letter dated:

01/30/2023

PRECAUTIONARY STATEMENTS

HAZARDS TO HUMANS AND DOMESTIC ANIMALS

WARNING. Causes substantial but temporary eye injury. Harmful if swallowed. Do not get concentrate in eyes or on clothing. Avoid contact with skin. Avoid breathing vapor or mist. Wash thoroughly with soap and water after handling. Wear goggles or face shield when handling concentrate. Keep container closed. May cause allergic skin reactions.

FIRST AID

IF IN EYES

- Hold eye open and rinse slowly and gently with water for 15-20 minutes.
- Remove contact lenses, if present, after the first 5 minutes, then continue rinsing eye.
- Call a poison control center or doctor for treatment advice.

IF ON SKIN OR CLOTHING

- Take off contaminated clothing.
- Rinse skin immediately with plenty of water for 15-20 minutes.
- Call a poison control center or doctor for treatment advice.

IF SWALLOWED

- Call a poison control center or doctor immediately for treatment advice.
- Have person sip a glass of water if able to swallow.
- Do not induce vomiting unless told to do so by a poison control center or doctor.
- Do not give anything by mouth to an unconscious person.

[MEDICAL EMERGENCY INFORMATION CENTER][IN CASE OF EMERGENCY CALL:]

1-800-654-6911

Have the product container or label with you when calling a poison control center or doctor, or going for treatment.

ENVIRONMENTAL HAZARDS

This product is toxic to fish. Do not contaminate water by cleaning of equipment or disposal of wastes.

STORAGE AND DISPOSAL

PESTICIDE DISPOSAL

Keep container closed when not in use. Store in original container in an area inaccessible to children.

PROTECT FROM FREEZING.

In case of a leak or spill, soak up with absorbent, such as sand, earth, or sawdust, and shovel into waste container. Remove waste to chemical waste area, and dispose of in accordance with local pollution regulations.

CONTAINER DISPOSAL {Optional statements – usage depends on whether or not refillable or nonrefillable containers are used and whether or not product is packaged for household/residential use only}

{Nonrefillable container - household/residential use}

[Keep this product in its tightly closed container when not in use. Nonrefillable container. Do not reuse or refill this container. Rinse empty container thoroughly with water prior to disposal. Offer for recycling if available. Do not contaminate food or feed by storage or disposal or cleaning of equipment.]

{Refillable container – household/residential use}

[Keep this product in its tightly closed container when not in use. Do not contaminate food or feed by storage or disposal or cleaning of equipment. Refillable container. Refill this container with Poly(hexamethylenebiguanide) hydrochloride only. Do not use this container for any other purpose. Rinse empty container thoroughly with water prior to disposal.]

{Nonrefillable container - non-household/residential use}

[Keep this product in its tightly closed container when not in use. Do not contaminate food or feed by storage or disposal or cleaning of equipment. Nonrefillable container. Do not reuse this container. Offer for recycling if available. Rinse empty container thoroughly with water prior to disposal.]

{Refillable container – non-household/residential use}

[Keep this product in its tightly closed container when not in use. Do not contaminate food or feed by storage or disposal or cleaning of equipment. Refillable container. Refill this container with Poly(hexamethylenebiguanide) hydrochloride only. Do not use this container for any other purpose. Cleaning of this container before final disposal is the responsibility of the person disposing of the container. Cleaning before refilling is the responsibility of the refiller. Rinse empty container thoroughly with water prior to disposal.]

To dispose of empty container, rinse thoroughly before discarding in trash.

FOR INFORMATION ON SPILLS, CALL 1-800-654-6911.

DIRECTIONS FOR USE

It is a violation of federal law to use this product in a manner inconsistent with its labeling.

[This product][Brand] can be used in both residential and public [swimming pools] [and spas].] [[This product] [Brand] is effective for residential and public [swimming pools] [and spas].]

[For best results follow a weekly program with our [brand] System. Consult your authorized [brand] dealer for advice on the system that best suits your pool and your lifestyle.]

[Take a pool water sample to your authorized [brand] dealer regularly for a detailed water analysis.]

{SWIMMING POOL USES}

TREATING POOL

POOLS PREVIOUSLY TREATED WITH CHLORINATING CHEMICALS

Important – [[Brand] SWIMMING POOL SANITIZER AND ALGISTAT (“[brand] SANITIZER”)] [This product] is incompatible with chlorinating chemical products. Consult your authorized [brand] dealer for information on balancing your pool water.

Note: If the pool is a plaster pool,

- add 1 ¼ lbs. of [brand] METAL CONTROL per 10,000 gallons after the chlorine has been neutralized, and allow pump/filter to operate for 8-12 hours.
- Check with chlorine test kit for free chlorine prior to the beginning of neutralization.
- To neutralize chlorine, add [brand] CHLORINE NEUTRALIZER per label directions **or** add 1 gallon of [brand] OXIDIZER (27.5% hydrogen peroxide) per 10,000 gallons of pool water.
- Filter overnight.
- Check with chlorine test kit. If free chlorine is detected, repeat neutralizer treatment.

FRESHLY FILLED AND DECHLORINATED POOLS

START UP WITH [brand]

Note: If the pool water contains algae or is hazy, consult your Authorized [brand] Dealer for advice.

- Backwash or chemically clean pool filter. Check pool pH; adjust to 7.2–7.8 if necessary.
- Add [this product] [brand] SANITIZER to give a content of 50 ppm (1/2 gallon product/10,000 gallons of pool water).
- After 24 hours, check pH and [brand] SANITIZER concentration with [brand] TEST STRIPS and adjust if necessary.

NORMAL POOL ROUTINE

- Every week, check [this product] [brand] SANITIZER concentration and pH.
- Maintain [brand] SANITIZER concentration at about 50 ppm.
 - If concentration falls 10 ppm or more, add a top-up dose.
 - The level should not be allowed to drop below 30 ppm. For example, to raise the [brand] SANITIZER level 10 ppm, add 1 pint per 10,000 gallons of water.
 - Consult your authorized [brand] Dealer, for calculation instructions.

NOTE: [brand] SANITIZER AND CHLORINE ARE INCOMPATIBLE.

Consult your authorized [brand] Dealer for information on how to deal with accidental chlorination.

TREATING KIDDIE POOLS

1. Fill the pool with fresh water.
2. Add a dose of [brand] SANITIZER. Use the chart below to calculate how much to add.
3. After one minute, test the water with [brand] TEST STRIPS. The color should be in the 'OK' range.
4. After one week, drain or discard the water from the pool, scrub pool sides lightly with a soft cloth, rinse the pool and refill with fresh water. Add a fresh dose of [brand] SANITIZER.

Amount of [brand] SANITIZER to add			
Pool volume In gallons	[brand] SANITIZER in teaspoons	[brand] SANITIZER in tablespoons	[brand] SANITIZER in ounces
25	1	1/3	1/6
75	3	1	1/2
100	4	1 1/3	2/3
150	6	2	1
200	8	2 2/3	1 1/3
250	10	3 1/3	1 2/3
300	12	4	2
350	14	4 2/3	2 1/3

NOTES:

1. Grass and soil in the pool will make water cloudy. Minimizing the amount of soil and grass will help the water to remain clean and reduce the number of refills.
2. Heavy rain may dilute the sanitizer and allow bacteria to grow. After a heavy rain, check the sanitizer concentration with [brand] TEST STRIPS. If the pool is still clear but Test Strip reads "Add", add 1/2 standard dose of sanitizer. Test water with test strip to ensure that sanitizer is within range. If the water is cloudy after a rain you should drain the pool and refill with fresh water.
3. If the water becomes cloudy, drain the pool and refill with fresh water.

PROBLEM-SOLVING AND SUPPLEMENTAL POOL INFORMATION

- Do not use in freestanding spas/hot tubs. Do not use in unpainted plaster pools previously exposed to metals which may cause staining.
- Consult with your authorized [brand] dealer for specific information.
- [This product] [Brand] SANITIZER is not compatible with many detergents and some supplemental algicides (such as those based on copper).
- If algae development, cloudiness, or pool problems occur or additional information on water quality is desired, consult your authorized [brand] dealer.

{SPA / HOT TUB USES}

TREATING SPAS OR HOT TUBS

Important: [This product] [Brand] SANITIZER is incompatible with chlorinating and brominating chemical products.

[For best results follow a weekly program with our [brand] System]. [Take a spa water sample to your authorized [brand] dealer regularly for a detailed water analysis.]

Start Up with [brand] SANITIZER:

1. Remove chlorine or bromine source and disconnect feeder. Discontinue use of ionizers and electrochlorinators if present.
2. Drain existing water in spa.
3. Clean spa surface and filter.
4. Fill spa with water.
5. Have your Authorized Dealer of [brand] SANITIZER check your water for proper water balance.
6. After water has been balanced, add [brand] SANITIZER to give a concentration of 50 ppm (1 oz. of product per 150 gallons of spa water).
7. Circulate water for 15 minutes, then check [brand] SANITIZER concentration with [brand] TEST STRIPS and adjust if necessary.

NORMAL SPA MAINTENANCE

1. Every week, check [brand] SANITIZER concentration and pH. Adjust if necessary.
2. When the level of [brand] SANITIZER is 30 ppm or less, add enough [brand] SANITIZER to bring the level up to 50 ppm. The spa's level of [brand] SANITIZER should never be allowed to drop below 30 ppm. To raise the [brand] SANITIZER level 10 ppm, add 0.2 oz. per 150 gallons of spa water.

{POOLS WITH AUTOMATED DOSING SYSTEM}

TREATING POOLS ON THE [BRAND] AUTOMATED DOSING SYSTEM.

To be used only with the [brand] Automated Dosing System.

START-UP

1. Unscrew the child resistant cap (keep this cap for the possible off-season storage of chemical) and connect to appropriate feed line for the automated system.
2. [brand] Automated Dosing System will deliver an initial dose of 64 oz per 10,000 gallons to the pool water to obtain an initial reading of 50 ppm.
3. After about 24 hours, take a water sample to your Authorized [brand] Dealer for complete water analysis.

NORMAL POOL MAINTENANCE:

1. Once a week, check the CHLORINE-FREE CARE-FREE [brand] AD™ AUTOMATED DOSING SYSTEM SANITIZER AND ALGISTAT concentration, using the [brand] Test Strips.
2. To insure proper sanitization and protection, maintain your CHLORINE-FREE CARE-FREE [brand] AD™ AUTOMATED DOSING SYSTEM SANITIZER AND ALGISTAT concentration level between 30 – 50 ppm.
3. Once a month, take a water sample to your Authorized [brand] Dealer for complete water analysis.

END OF SEASON

Disconnect the CHLORINE-FREE CARE-FREE [brand] AD™ AUTOMATED DOSING SYSTEM SANITIZER AND ALGISTAT container from system and replace child resistant cap. Store in a cool place, in upright position, away from direct sunlight and out of reach of children.

{BEGIN OPTIONAL MARKETING CONTENT}

{Statements available to all labels}

© (year), Arch Chemicals, Inc.

BAQUACIL® is a registered trademark of Arch UK Biocides Limited.

Chlorine-free

For more information, visit our website at [www.\[brand\].com](http://www.[brand].com).

For Pools

For product support, call 1-877-929-7945

Pool Water Sanitizer

Sanitizes pool water

Sanitizes Spa and Hot Tub water



{or}



{kit-specific content}

You're about to discover long-lasting, effective bacteria control and spa water with a soft, silky feel all without the harsh effects of bromine or chlorine!

This Start-Up Kit features the core ingredients of the BAQUASpa System in convenient sample sizes. Inside, you'll find enough BAQUASpa products to treat and maintain the average size spa for approximately 30 days.

{Steps – Please note that on a final graphic label, only the step appropriate to this product will be highlighted, or alternately, only the step appropriate to this product will be used}

[Step: 1]

[Chlorine-free Swimming Pool Sanitizer]

[BRAND] System

Step 1: Sanitize

Step 2: Oxidize

Step 3: Add Algaecide

[BRAND] CDX System:

Step 1: Sanitize

Step 2: Oxidize

Step 3: Add CDX

[Step 1:] [Waterline Control]

[Step 2:] [Oxidize]

[Step 3:] [Sanitize]

{The three-step system may also be represented the following way}

[1 • 2 • 3]

{The individual steps may also be represented as Roman numerals}


[I]

[II]

[III]

{Brand Specific Marketing Content}


{Note to reviewer: Icons are representative, colors and fonts are subject to match brand standards on the final printed label.}




{Marketing Content Related to Pools/Spas/Hot Tubs}

{Note to reviewer: The following are representative images.}

Representative image of a swimming pool:



Representative image of pool/spa/hot tub water:



Representative image of a beach ball:




Representative image of a floatie:



Representative image of flip-flops:



Representative images of people {Note to reviewer: Images of people in or near pools/spas/hot tubs **WILL NOT** depict application of this product. They are only in reference to use of a pool/spa/hot tub that has been treated according to label directions.}



Representative images of animals in or near a pool



Requested Alternate Brand Name:

Approved Alternate Brand Names:

BAQUACIL AD Automated Dosing System Sanitizer and Algistat

Baquacil Sanitizer AD

BaquaSpa 3 Part Introductory Pack

BaquaSpa Sample Kit

BaquaSpa Sanitizer

BaquaSpa Sanitizer for Spas

BaquaSpa Start-Up Kit

BaquaSpa Three-Part Introductory Pack

Chlorine Free SPLASHES Sanitizer

Chlorine-Free Baquacil CDX System Kit

CHLORINE-FREE BAQUASPA® START-UP KIT

{END OPTIONAL MARKETING CONTENT}