

1258 - 1250

07/22/2010

1/9



UNITED STATES ENVIRONMENTAL PROTECTION AGENCY
WASHINGTON, DC 20460

OFFICE OF CHEMICAL SAFETY
AND POLLUTION PREVENTION

JUL 22 2010

John R. French
Arch Chemicals, Inc.
5660 New Northside Drive
Suite 1100
Atlanta, GA 30328

FILE COPY

Subject: Arch 52% Calcium Hypochlorite
EPA Reg. No.: 1258-1250
Application Dated: April 5, 2010
Receipt Dated: May 3, 2010

Dear Mr. French:

The following amendments, submitted in connection with registration under the Federal Insecticide, Fungicide, and Rodenticide Act (FIFRA), as amended, are acceptable with the conditions below:

Conditions:

1. Revise the "Hazards to Humans and Domestic Animals" statement as follows:

DANGER. Corrosive: Causes irreversible eye damage and skin burns. May be fatal if swallowed. Harmful if absorbed through the skin. Irritating to nose and throat. Do not get in eyes, on skin or clothing. Do not handle with bare hands. Wear goggles and rubber gloves when handling this product. For additional skin protection, wear long sleeves and long pants. Wash thoroughly with soap and water after handling and before eating, drinking, chewing gum, using tobacco or using the toilet. Open in well ventilated area. Do not breathe dust of fumes. Remove and wash contaminated clothing before reuse.

2. There are different data requirements for sanitizer use sites identified on your label. The proposed claim as a sanitizer for "*Escherichia coli*" and "*Enterococcus faecium*" must be moved to the appropriate use sites for which the data has been approved. The general claim for the organisms cited above has been removed.


3. You must provide the re-entry language in the pool section for routine chlorination and superchlorination/shock treatment. "Re-entry into treated pools is prohibited above levels of 4 ppm due to risk of bodily harm."

General Comments:

A stamped copy of the labeling accepted with conditions is enclosed. Submit one copy of your final printed label before distributing or selling the product bearing the revised labeling.

Should you have any questions concerning this letter, please contact me at Henson.Wanda@epa.gov or at (703) 308-6345.

Sincerely,

A handwritten signature in black ink, appearing to read "Wanda Henson", with a large, stylized flourish extending to the right.

Wanda Henson
Acting Product Manager (32)
Regulatory Management Branch II
Antimicrobials Division (7510P)

MASTER LABEL

Last changes in red.

[Items in brackets [AAA] are optional and may/may not be included on final label]

{Items in braces {AAA} are for information purposes and will not appear on final label}

ARCH 52% CALCIUM HYPOCHLORITE

ACTIVE INGREDIENT:

CALCIUM HYPOCHLORITE 52%

INERT INGREDIENTS 48%

TOTAL 100%

Minimum Available Chlorine..... 49 %

ACCEPTED
with COMMENTS
in EPA Letter Dated:

JUL 22 2010

Under the Federal Insecticide,
Fungicide, and Rodenticide Act as
amended, for the pesticide,
registered under EPA Reg. No. 1258-1250

KEEP OUT OF REACH OF CHILDREN

DANGER

Contamination or improper use may cause fire, explosion or the release of toxic gases. Do not allow product to contact any foreign matter, including other water treatment products. If product is exposed to small amounts of water, it can react violently to produce heat and toxic gases and spatter. Do not add water to this product. Add only into water. {The following optional statement is for use on residential use swimming pool and spa products} Do not mix this product with a small amount of water. Only add directly to your [pool] [or spa]. Highly Corrosive. Causes skin burns and irreversible eye damage. May be fatal if swallowed. Harmful if absorbed through skin.

Read all precautionary statements on label and all first aid statements before use.

Patent Pending

FIRST AID: {required on front panel} If in eyes: Hold eye open and rinse slowly and gently with water for 15-20 minutes. Remove contact lenses, if present, after the first 5 minutes, then continue rinsing eye. Call a poison control center or doctor for treatment advice. If on skin or clothing: Take off contaminated clothing. Rinse skin immediately with plenty of water for 15-20 minutes. Call a poison control center or doctor for treatment advice. If Swallowed: Call a poison control center or doctor immediately for treatment advice. Have person sip a glass of water if able to swallow. Do not induce vomiting unless told to do so by a poison control center or doctor. Do not give anything by mouth to an unconscious person. If Inhaled: Remove person to fresh air. If person is not breathing, call 911 or an ambulance, then give artificial respiration, preferably mouth-to-mouth if possible. Call a poison control center or doctor for further treatment advice.

Note to physician: Probable mucosal damage may contraindicate the use of gastric lavage. Have the product container or label with you when calling a poison control center or doctor, or going for treatment.

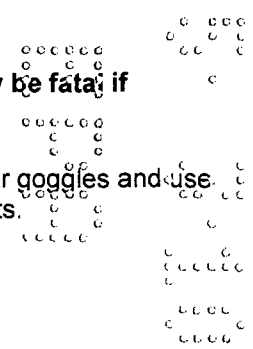
IN CASE OF EMERGENCY CALL: 1-800-654-6911

PRECAUTIONARY STATEMENTS

HAZARDS TO HUMANS AND DOMESTIC ANIMALS

DANGER: Highly corrosive. Causes skin burns and irreversible eye damage. May be fatal if swallowed. Harmful if absorbed through skin. Irritating to nose and throat.

- Open in a well ventilated area. Avoid breathing dust and fumes.
- Do not get in eyes, on skin, or on clothing. Do not handle with bare hands. Wear goggles and use rubber gloves. For additional protection of skin, wear long sleeves and long pants.
- Wash thoroughly with soap and water after handling.
- Remove and wash contaminated clothing before reuse.



MASTER LABEL

Last changes in red.

- Use only utensils which are thoroughly clean and dry.

PHYSICAL and CHEMICAL HAZARDS:

DANGER. If product is exposed to small amounts of water, it can react violently to produce heat and toxic gas and spatter. Do not add water to this product. Add only into water.

- Do not mix this product with a small amount of water. Only add this product directly to your pool or spa.
- Do not allow to become wet or damp before use.

Can react with other materials, including other water treatment products, to cause fire, explosion, and the release of toxic gases.

- Keep all foreign matter, including other water treatment products, away from this product.
- [Do not use this product in a floater or feeder that has been used with any other product.]
- Do not allow this product to contact other water treatment products. If used with a skimmer, make sure skimmer is completely clean and free of residue from other water treatment products before putting this product in a skimmer.

Exposure to heat can cause this product to rapidly decompose, leading to fire, explosion, and the release of toxic gases.

- Store in a cool, dry, well ventilated area away from heat or open flame.

Strong oxidizing agent. This product can increase fire intensity.

- Keep away from heat and from flame and burning material (like a lighted cigarette).

ENVIRONMENTAL HAZARDS:

{For end-use products in containers <5 gallons (liquid) use only the first sentence; all others use the full paragraph.} This pesticide is toxic to fish and aquatic organisms. Do not discharge effluent containing this product into lakes, ponds, streams, estuaries, oceans, or other waters unless in accordance with the requirements of a National Pollutant Discharge Elimination System (NPDES) permit and the permitting authority has been notified in writing prior to discharge. Do not discharge effluent containing this product to sewer systems without previously notifying the local sewage treatment plant authority. For guidance contact your State Water Board or Regional Office of the EPA.]

EMERGENCY HANDLING: In case of contamination or decomposition: Do not reseal container. Place the container in an open and well ventilated area by itself (if possible). Flood with large amounts of water until the material is dissolved. Dispose of container and any remaining contaminated material in an approved landfill area.

STORAGE & DISPOSAL:

{Nonrefillable container - household/residential use}

[Keep this product dry in its tightly closed container when not in use. Store in a cool, dry, well-ventilated area. Keep away from heat or open flame. Nonrefillable container. Do not reuse or refill this container. Rinse empty container thoroughly with water to dissolve all material prior to disposal. Offer for recycling if available. Do not contaminate food or feed by storage or disposal or cleaning of equipment. FOR DISPOSAL OF A CONTAMINATED OR DECOMPOSING PRODUCT SEE EMERGENCY HANDLING.]

{Nonrefillable container – single-use, non-resealable package}

[Keep this product dry in its tightly closed container. Store in a cool, dry, well-ventilated area. Keep away from heat or open flame. Nonrefillable container. Do not reuse or refill this container. Rinse and discard empty container thoroughly with water to dissolve all material prior to disposal. Offer for recycling if available. Do not contaminate food or feed by storage or disposal or cleaning of equipment. FOR DISPOSAL OF A CONTAMINATED OR DECOMPOSING PRODUCT SEE EMERGENCY HANDLING.]

{Refillable container – household/residential use}

[Keep this product dry in its tightly closed container when not in use. Store in a cool, dry, well-ventilated area. Keep away from heat or open flame. Do not contaminate food or feed by storage or disposal or cleaning of equipment. FOR DISPOSAL OF A CONTAMINATED OR DECOMPOSING PRODUCT SEE EMERGENCY HANDLING. Refillable container. Refill this container with calcium hypochlorite only. Do not use this container for any other purpose. Rinse empty container thoroughly with water to dissolve all material prior to disposal.]

MASTER LABEL

Last changes in red.

{Nonrefillable container - non-household/residential use}

[Keep this product dry in its tightly closed container when not in use. Store in a cool, dry, well-ventilated area. Keep away from heat or open flame. Do not contaminate food or feed by storage or disposal or cleaning of equipment. FOR DISPOSAL OF A CONTAMINATED OR DECOMPOSING PRODUCT SEE EMERGENCY HANDLING. Nonrefillable container. Do not reuse this container. Offer for recycling if available. Rinse empty container thoroughly with water to dissolve all material prior to disposal.]

{Refillable container – non-household/residential use}

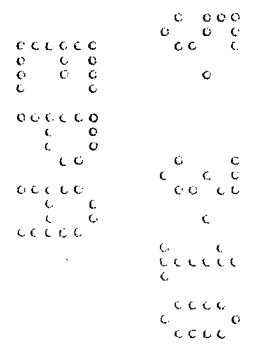
[Keep this product dry in its tightly closed container when not in use. Store in a cool, dry, well-ventilated area. Keep away from heat or open flame. Do not contaminate food or feed by storage or disposal or cleaning of equipment. FOR DISPOSAL OF A CONTAMINATED OR DECOMPOSING PRODUCT SEE EMERGENCY HANDLING. Refillable container. Refill this container with calcium hypochlorite only. Do not use this container for any other purpose. Cleaning of this container before final disposal is the responsibility of the person disposing of the container. Cleaning before refilling is the responsibility of the refiller. Rinse empty container thoroughly with water to dissolve all material prior to disposal.]

Sold by:
Arch Chemicals, Inc.
P.O. Box 723547
Atlanta, GA 31139-3547

[Please visit [brand] : www.xxx.com]

EPA Reg. No. 1258-1250
Net Wt. #####

EPA Est. No. Xxx-yy-zz



MASTER LABEL

Last changes in red.

{MARKETING CLAIMS}

- [Kills bacteria]
- [Controls Algae]
- [Destroys organic contaminants]
- [No need to predissolve]
- [Routine Chlorinator]
- [Shock Treatment (and) Superchlorinator for Swimming Pools and Spas]
- [Restores a crystal clarity to pool water]
- [Buffered Sanitizer]
- [Oxidizer]
- [Removes organic waste and produces sparkling clean swimming pool water.]
- [For pool startup and weekly shock treatment]
- [For heavy bather loads or after heavy rains]
- [Will not cause overstabilization]

- [Contains no cyanuric acid, Sanitizes pool water]
- [Swimming pool sanitizer]
- [Innovative]
- [Patent pending]
- [Ideal for vinyl and concrete pools]
- [Fast Dissolving]
- [Sanitizes spa water]
- [Produces sparkling clean spa water]
- [For spa start up and weekly shock treatment]
- [Restores crystal clarity to spa water]
- [For use in bromine or chlorine treated spas]
- [Step 2]
- [Superchlorinator]
- [Buffered for pH control]
- [For all pool types]

{Optional statements for Mass Retail Brands}

- [Step 1 Balance
- Step 2 Sanitize
- Step 3 Shock
- Step 4 Prevent Algae]

{Optional statements for inclusion on dealer direct brands}

- [Step 1. Sanitize
- Step 2. Shock
- Step 3. Add Algaecide]

{Optional statements for use with the [Green to Blue or other brand] System}

- [Transforms pool water from green to blue]
- [This package contains 2 treatments for 5,000 gallons]
- [This package contains 1 treatment for 10,000 gallons]
- [In 24 hours your pool will once again be blue]
- [Transform your green water to a clear, sparkling sea of blue]
- [Simply use shock system to rid your pool of murky water]

{[HTH] [HTH POOLIFE] [brand] HELPLINE

866-HTH-POOL] [866-4-POOL-FUN]

[Toll Free

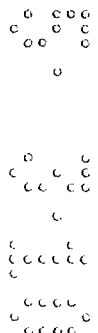
Call 7 days a week with your questions concerning pool water care. 8:00 a.m. - 10:00 p.m. Eastern Time]

[Visit [brand]: www.xxx.com]



{Optional } [

{Optional} [



MASTER LABEL

Last changes in red.

DIRECTIONS FOR USE: It is a violation of federal law to use this product in a manner inconsistent with its labeling.
READ ALL PRECAUTIONARY STATEMENTS BEFORE USE.

~~For use in accordance with its label, this product will sanitize water by mixing the following amount:~~
~~Amount:~~
~~Amount:~~

{Use 1}{SWIMMING POOLS}

[This product is a concentrated chlorinating agent.] [It is in a dry, free-flowing form.] [It kills bacteria, controls algae and destroys organic contaminants in pools.]

[WHY YOU SHOULD USE THIS PRODUCT: This is a highly effective, multi-purpose product that [sanitizes], [clarifies], [helps] prevent[s] algae and [shock treats your pool]. It is convenient, easy to use, and won't over-stabilize your pool. [For crystal clean [clear] pool water, follow our 4 step pool care program: Step 1: Test and balance pool water; Step 2: Sanitize; Step 3: Shock at least once a week; and Step 4: Add algaecide as directed.]. [For best results, follow a weekly program with our [brand] System. Consult your authorized [brand] dealer for advice on the system that best suits your pool and your lifestyle.] [Take a pool water sample to your authorized [brand] dealer regularly for a detailed water analysis.]]

METHOD OF APPLICATION: {OR} HOW TO USE: [Do not pre-mix this product.] [Only add this product directly to your pool or skimmer.]

{When contents are in a resealable container} **[Use only a clean, dry [scoop][cup][lid] to measure this product]. [Do not use the [scoop][cup][lid] for any other purpose.]**

{When contents are in a single use bag for use as a shock for pools 10,000 gallons or larger} [Use entire contents when opened].

[Method for dosing directly into pool: [1] Add the recommended dosage of this product during evening hours while the filter pump is running. [2] When adding this product to your pool, broadcast the product evenly over a wide area in the deepest part of the pool. [3] If any granules settle to the bottom of the pool, use brush to disperse.]

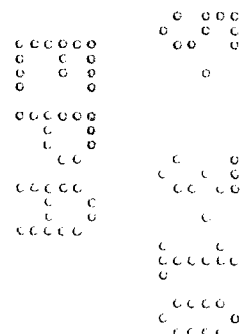
[Method for skimmer addition: Use this method to avoid bleaching vinyl liner or paint. [1] Make sure that filter pump is on and properly recirculating through skimmer. [2] Empty skimmer of all chemicals and/or debris. Contamination may cause an explosion or the release of toxic gases. Do not use this method when an automatic chemical dispensing device (e.g. feeder) is present. [3] Pour this product slowly into skimmer, making sure that the material is drawn into the system at the same rate. [4] Do not allow this material to accumulate as toxic gases may be generated.]

[WATER BALANCE: For best product performance, swimmer comfort and crystal clear water: [1] Maintain pH in the 7.2-7.6 range; [2] Maintain total alkalinity in the 60-120 ppm range; [3] Maintain calcium hardness above 200 ppm.; [4] Maintain available chlorine level at 1-4 ppm. Use a [brand] test kit that measures all these ranges. [Use [brand] Pool Care products to make adjustments. Follow label directions for each product.]]

{OR}

[Water Balance: For best product performance, swimmer comfort and crystal clear water, [use [brand] pool care products to] maintain the following water balance:

	Acceptable Range for Balance
pH	7.2-7.6
Total Alkalinity	60-120 ppm
Calcium Hardness	Above 200 ppm
Available Chlorine	1-4 ppm



MASTER LABEL

Last changes in red.

Follow label directions for each product and allow each product to dissolve and disperse before adding additional products to the pool. Use a reliable test kit that measures all these ranges.]

[OPENING YOUR POOL: Follow "POOL SHOCK TREATMENT" directions. [1] Allow 30 minutes for product to disperse and test chlorine residual with a pool test kit. [2] Repeat dosage, as needed, until chlorine residual is 1 to 4 ppm.]

[POOL SHOCK TREATMENT: [1] Add the recommended dosage of this product while the filter pump is running. See METHOD OF APPLICATION. [2] When adding this product to your pool, broadcast the product evenly over a wide area in the deepest part of the pool. **DOSAGE RATE:** [1] Adjust and maintain pH to 7.2 - 7.4 [with [brand] pH Plus or [brand] pH Minus] [or similar product]]. [2] Follow label directions. [3] Add 1 lb. (16 oz.) of this product per 12,000 gallons of water weekly to help prevent pool problems. [4] Additional shock treatments may be required to correct problems which are caused by visible algae, high bathing loads, heavy wind and rainstorms. Additional shock treatments will also remove unpleasant odors and eye irritation. [4] Do not re-enter pool until the free available chlorine residual is 1 - 4 ppm. [5] Shock treat your pool when opening, then weekly to prevent pool problems.]

[ROUTINE CHLORINATION: Throughout the pool season, add 7 to 10 oz. of this product per 10,000 gallons of pool water daily or as often as needed to maintain chlorine residual at 1-4 parts per million (ppm). **If you have stabilized your pool** [using [brand] Stabilizer & Conditioner (or similar product)] add 4 to 6 oz. per 10,000 gallons every other day or as often as needed to maintain a chlorine residual at 1-4 ppm. Follow "METHOD OF APPLICATION" {or} "HOW TO USE". As a preventative treatment, you should shock treat your pool once a week to prevent pool problems.]

[ALGAE CONTROL: If the sides or bottom of your pool develop algae spots, direct this product as close to the algae as possible. Follow "POOL SHOCK TREATMENT" directions. **Note:** Prolonged contact with pool surfaces may cause staining or bleaching. Immediately after treatment thoroughly clean pool by brushing surface of algae growth, vacuum and cycle through filter. If necessary, repeat the treatment. Pool should not be entered until the chlorine residual is 1 to 4 ppm.]

[[Green to Blue or other brand name] Shock System: If you are experiencing a severe algae bloom, which has turned your pool green, the [brand] Shock System can turn your pool sparkling blue again. This two-part system kills bacteria and algae that has invaded your pool and then makes it easy to vacuum out.

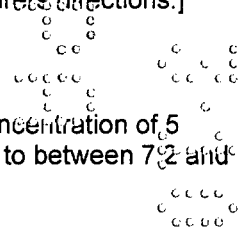
At the start of the season, or if a severe algae bloom occurs during the season, the pool can be treated and returned to its clear blue appearance within 24 hours by using [brand I and II] as part of the [brand] System.

1. Add [1.3 lbs of [brand I or this product] per 5,000 gallons OR 2.6 lbs of [brand I or this product] per 10,000 gallons] of pool water. If any granules settle to the bottom of the pool, use brush to disperse to assist in helping it to dissolve.
2. Once [brand I or this product] has completely been dispersed in the pool water, add [.65 lbs of [brand II] flocculent per 5,000 gallons OR 1.3 lbs of [brand II] flocculent per 10,000 gallons] of pool water through the skimmer.
3. Leave the system circulating for 1 hour then turn off the filter pump and allow to settle overnight.
4. The following day, vacuum the sediment to waste.
5. If the pool has not settled out or is not blue in color, repeat steps 1, 3 and 4.]

[WINTERIZING: While the water is still clear and clean, prepare for long periods of disuse by gradually adding 1 lb. of this product per 7,000 gallons of pool water. Follow "METHOD OF APPLICATION" {or} "HOW TO USE". Run the filter pump until completely dissolved. Cover the pool with a pool cover and prepare the heater, pump and filter components for winterizing by following manufacturers directions.]

{Use 2}[Spa/Hot Tubs]

Apply 0.6 oz. of product per 500 gallons of water to obtain a free available chlorine concentration of 5 ppm, as determined by a suitable chlorine test kit. Adjust and maintain pool water pH to between 7.2 and



MASTER LABEL

Last changes in red.

7.6. Some oils, lotions, fragrances, cleaners, etc. may cause foaming or cloudy water as well as reduce the efficiency of the product. To maintain the water, apply 0.6 oz. of product per 500 gallons of water over the surface to maintain a chlorine concentration of 5 ppm. Do not enter spa until chlorine residual is 1-5 ppm. After each use, shock treat with 1.8 oz. of this product per 500 gallons of water to control odor and algae. During extended periods of disuse, add 1.8 oz. of product daily per 500 gallons of water to maintain a 3 ppm chlorine concentration.]

[Water Balance: For best product performance, comfort and crystal clear water, use [brand] spa care products to maintain the following water balance:

	Acceptable Range for Balance
pH	7.2-7.6
Total Alkalinity	60-120 ppm
Calcium Hardness	Above 200 ppm
Available Chlorine	1-4 ppm

Follow label directions for each product and allow each product to dissolve and disperse before adding additional products to the pool. Use a reliable test kit that measures all these ranges. Do not enter spa until chlorine residual is 1-5 ppm.

{Use 3}{Industrial}

[SEWAGE & WASTEWATER EFFLUENT TREATMENT: The disinfection of sewage effluent must be evaluated by determining the total number of coliform bacteria and/or fecal coliform bacteria, as determined by the Most Probable Number (MPN) procedure, of the chlorinated effluent has been reduced to or below the maximum permitted by the controlling regulatory jurisdiction. On the average, satisfactory disinfection of secondary wastewater effluent can be obtained when the chlorine residual is 0.5 ppm after 15 minutes contact. Although the chlorine residual is the critical factor in disinfection, the importance of correlating chlorine residual with bacterial kill must be emphasized. The MPN of the effluent, which is directly related to the water quality standards requirements, should be the final and primary standard and the chlorine residual should be considered an operating standard valid only to the extent verified by the coliform quality of the effluent. The following are critical factors affecting wastewater disinfection. 1. **Mixing:** It is imperative that the product and the waste water be instantaneously and completely flash mixed to assure reaction with every chemically active soluble and particulate component of the waste water. 2. **Contacting:** Upon flash mixing, the flow through the system must be maintained. 3. **Dosage/Residual Control:** Successful disinfection is extremely dependent on response to fluctuating chlorine demand to maintain a predetermined, desirable chlorine level. Secondary effluent should contain 0.2 to 1.0 ppm chlorine residual after a 15 to 30 minute contact time. A reasonable average of residual chlorine is 0.5 ppm after 15 minutes contact time.]

[EFFLUENT SLIME CONTROL: Apply a 100 to 1000 ppm available chlorine solution at a location which will allow complete mixing. Prepare this solution by mixing 2.5 to 25 oz. of this product with 100 gallons of water. Once control is evident, apply a 15 ppm available chlorine solution. Prepare this solution by mixing 0.38 oz. of this product with 100 gallons of water.]

