

HTH DRY  
CHLORINATOR GRANULAR  
FOR SWIMMING POOLS

KEEP OUT OF REACH OF CHILDREN  
**DANGER**

CONTAMINATION OR IMPROPER USE MAY CAUSE FIRE OR EXPLOSION  
ADD ONLY INTO WATER  
SEE PRECAUTIONARY STATEMENTS ON BACK PANEL

ACTIVE INGREDIENT:  
CALCIUM HYPOCHLORITE.....68%  
INERT INGREDIENTS.....32%  
TOTAL.....100%

MINIMUM AVAILABLE CHLORINE..65%

EPA Reg. # 1258-1069    EPA Est. # 1258-TN-1

**STATEMENT OF PRACTICAL TREATMENT (FIRST AID):**

**IF ON SKIN:** brush off excess chemical and flush skin with water for at least 15 minutes. If irritation persists, get medical attention.

**IF INHALED:** Remove person to fresh air. Call a physician immediately.

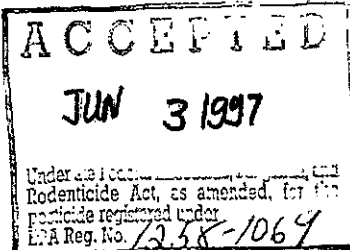
**IF IN EYES:** Flush with water for at least 15 minutes. Call a physician immediately.

**IF SWALLOWED:** Drink large quantities of water. Do not induce vomiting. Call a physician immediately.

Kills bacteria, Controls algae, Destroys organic contaminants,  
No need to predissolve  
Eliminates bacteria, Stops Bacteria, Destroys Bacteria, Get Bacteria-Free Water

Net Wt. 100#

OLIN CORP.  
501 MERRITT 7, P.O. BOX 4500,  
NORWALK, CT. 06856



**READ ALL PRECAUTIONARY STATEMENTS BEFORE USE.**

**PRODUCT DESCRIPTION:** This product is a concentrated chlorinating agent. It is in a dry, free-flowing form. It controls algae, kills bacteria (Eliminates bacteria, Stops Bacteria, Destroys Bacteria, Get Bacteria-Free Water) and destroys organic contaminants in pools, spas and hot tubs.

**DIRECTIONS FOR USE:**

It is a violation of federal law to use this product in a manner inconsistent with its labeling..

**HOW TO USE:**

1. Add the recommended dosages of this product during evening hours while the filter pump is running.
2. When adding this product to your pool, broadcast the product evenly over a wide area in the deepest part of the pool.

You can measure the product in two ways:

Use the clean, dry scoop if it is provided. DO NOT use any other scoop. DO NOT use the scoop for any other purpose. Use the markings on the container if a scoop is not provided.

**SHOCK TREATMENT:**

1. Adjust and maintain pH to 7.2 - 7.6 with HTH pH Plus or HTH pH Minus. Follow label directions.
2. Add 1 lb. (16 oz.) of this product per 10,000 gallons of water. This will provide a dosage of 7.5 ppm free available chlorine). Sock It Superchlorinator & Shock Treatment or HTH 75 Super Chlorinator Shock can be used instead. Follow label directions on those products.

Follow "HOW TO USE" directions on this package.

DO NOT reenter pool until the free available chlorine residual is 1.0 to 3.0 parts per million (ppm).

**OPENING YOUR POOL:**


Adjust and Maintain pH in the 7.2 to 7.6 range.

1. Follow 'Shock Treatment' directions on this package.
2. Allow 30 minutes for product to disperse.
3. Test free available chlorine residual with a pool test kit. DO NOT reenter pool until the free available chlorine residual is 1 to 3 ppm.
4. Repeat treatment as needed.

**ROUTINE CHLORINATION:**

Throughout the pool season, adjust and maintain pH to 7.2-7.3

**FOR UNSTABILIZED POOLS:** Add 6 to 8 ounces of this product per 10,000 gallons of pool water daily or as often as needed to maintain the free available chlorine residual at 1-3 ppm.



**FOR POOLS STABILIZED USING HTH STABILIZER CONDITIONER:** Add 3 to 4 ounces per 10,000 gallons every other day or as often as needed to maintain the free available chlorine residual at 1-3 ppm. Follow "HOW TO USE" directions on this package.

**ALGAE CONTROL**

1. Follow Shock Treatment Directions on this label.
2. Add this product as close as possible to any algae on the sides or bottom of the pool.
3. DO NOT enter pool until the free available chlorine residual is 1-3 ppm.
4. If necessary, repeat the treatment.
5. TO PREVENT POSSIBLE STAINING OR BLEACHING, take the following steps IMMEDIATELY after treatment:
  1. Thoroughly clean pool by brushing surface of algae growth.
  2. Vacuum
  3. Cycle through filter.

**WINTERIZING:**

1. Gradually add 30 ounces of this product per 10,000 gallons of pool water that is clear and clean. (This provides 15 ppm free available chlorine).
2. Follow "HOW TO USE" directions on this package.
3. Run the filter until granules are completely dissolved.
4. Cover the pool with a pool cover
5. Prepare the heater, pump and filter components for winterizing by following manufacturers directions.

**WATER BALANCE:**

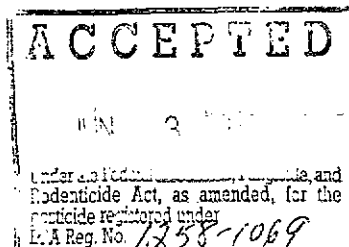
For best product performance, swimmer comfort and crystal clear water,

- \* Maintain pH in the 7.2-7.8 range,
- \* Maintain total alkalinity in the 60-100 parts per million (ppm) range
- \* Maintain calcium hardness above 200 ppm.

Use a reliable test kit that measures all these ranges.

Use the HTH Pool Care Products to make adjustments.

Follow label directions for each product.



4 7 5

**PREVENTATIVE TREATMENT:**

Shock treat your pool weekly to prevent pool problems. Use this product or Sock It Superchlorinator & Shock Treatment or HTH 75 Super Chlorinator Shock.. Follow label directions on these products.

An additional shock treatment may correct problems which are caused by:

- \* High bathing loads
- \* Heavy wind and rainstorms

Additional shock treatments will also remove

- \* Unpleasant odors
- \* eye irritation
- \* algae, which has a green color and slimy feeling

**TO DETERMINE YOUR POOL CAPACITY IN U.S. GALLONS, USE THE APPROPRIATE FORMULA BELOW:**

<b>POOL SHAPE</b>	<b>FORMULA (Use measurements in feet only)</b>
RECTANGULAR	LENGTH X WIDTH X AVERAGE DEPTH X 7.5 = TOTAL GALLONS
ROUND	DIAMETER X DIAMETER X AVERAGE DEPTH X 5.9 = TOTAL GALLONS
OVAL	MAXIMUM LENGTH X MAXIMUM WIDTH X AVERAGE DEPTH X 5.9 = TOTAL GALLONS
FREEFORM	SURFACE AREA (SQ. FEET) X AVERAGE DEPTH X 7.5 = TOTAL GALLONS

**DOSAGE CHART & PROBLEM SOLVER**

GALLONS	OPENING	ROUTINE UNSTAB.	CHLORINATION STABILIZED	SHOCK	ALGAE	WINTERIZING
5,000	8 OZ.	3- 4 OZ.	1 1/2-2 OZ	8 OZ	8 OZ	15 OZ
10,000	16 OZ	6- 8 OZ	3 -4 OZ	16 OZ	16 OZ	30 OZ
15,000	24 OZ	9-12 OZ	4 1/2-6 OZ	24 OZ	24 OZ	45 OZ
20,000	32 OZ	12-16 OZ	6 -8 OZ.	32 OZ	32 OZ	60 OZ

**ACCEPTED**

JUN 3 1997

Under the Federal Insecticide, Fungicide, and Rodenticide Act, as amended, for the pesticide registered under EPA Reg. No. 1258-1064

### STORAGE & DISPOSAL

- Keep this product dry in its tightly closed container when not in use.
- Store in a cool, dry, well-ventilated area
- Keep away from heat or open flame
- Do not reuse empty container.
- Place in trash collection.
- Do not contaminate food or feed by storage or disposal or cleaning of equipment.
- DISPOSAL FOR A CONTAMINATED OR DECOMPOSING PRODUCT:
- DO NOT reseal container if the product:
  - gives off heat
  - gives off hazardous gases
  - bubbles
- Isolate it (if possible).
- Next, flood decomposing product with large amounts of water to dissolve this product.
- Then, throw away the container and any contaminated material in an approved landfill area.

### PRECAUTIONARY STATEMENTS:

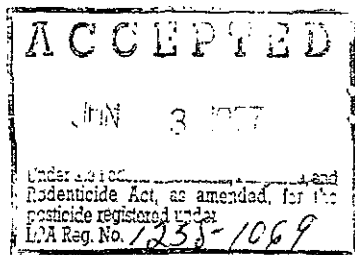
#### HAZARDS TO HUMANS AND DOMESTIC ANIMALS:

**DANGER.** Highly corrosive.

- Causes skin and eye damage.
- May be fatal if swallowed.
- Do not get in eyes, on skin or on clothing.
- Do not handle with bare hands.
- Wear goggles or face shield and use rubber gloves. Only use utensils which are thoroughly clean and dry.
- Irritating to nose and throat.
- Avoid breathing dust and fumes.
- Remove and wash contaminated clothing before reuse.

#### CHEMICAL HAZARDS: DANGER.

Strong oxidizing agent. Add only into water. Contamination may start a chemical reaction. This reaction can give off heat, hazardous gases and may cause a fire or explosion. DO NOT touch this chemical with a flame or burning material, (like a lighted cigarette). Keep all of these away from this product: moisture, garbage, dirt, chemicals including other pool chemicals, pool chlorinating compounds, household products, cyanuric acid pool stabilizers, soap products, paint products, solvents, acids, vinegar, beverages, oils, pine oil, dirty rags or any other foreign matter.



**ENVIRONMENTAL HAZARD** This pesticide is toxic to fish and aquatic organisms. Do not discharge effluent containing this product into lakes, ponds, streams, estuaries, oceans or other waters unless in accordance with the requirements of a National Pollutant Discharge Elimination System (NPDES) permit and the permitting authority has been notified in writing prior to discharge. Do not discharge effluent containing this product to sewer systems without previously notifying the local sewage treatment plant authority. For guidance, contact your State Water Board or Regional Office of the EPA.

**EMERGENCY HANDLING** In case of contamination or decomposition

- 1 Do not reseal container
- 2 Place the container in an open and well ventilated area by itself (if possible)
- 3 Flood with large amounts of water until the material is dissolved
- 4 Place contaminated material in an approved landfill area

OLIN  
 POOL CARE  
 HOTLINE  
 Toll-Free -800-222-2348  
 7 days a week  
 8 00 a m - 10 00 p m Eastern Time  
 Call with your questions about pool water care

---

LABEL TRANSLATIONS AVAILABLE  
 CALL 800-222-2348  
 FOR IMMEDIATE DELIVERY

---

TRADUCCIONES DE ETIQUETA DISPONIBLE  
 LLAME AL 800-222 2348  
 PARA ENTREGA INMEDIATA

---

TRADUCTIONS DE ETIQUETTE DISPONIBLES  
 APPELEZ AU 800-222-2348  
 POUR LIVRAISON IMMEDIATE

---

**Visit Waterworks**  
**Olin's Pool Care Internet Web Site**  
[http //waterworks olin.com](http://waterworks.olin.com)

Poolside fun pack (This refers to information under #1d)

- Mail-in Offers
- Poolside Safety Tips
- Product Info and much more

ACCEPTED

JUN 3

Under the  
 Toxic Substances Control Act as amended, for  
 registration under  
 Reg No 1258-1004