



OFFICE OF CHEMICAL SAFETY AND POLLUTION PREVENTION

WASHINGTON, D.C. 20460

June 28, 2024

SENT BY EMAIL

Joanna Holcombe
jholcombe@solenis.com
INNOVATIVE WATER CARE, LLC

Subject: Labeling Notification per Pesticide Registration Notice (PRN) 98-10 - Adding Graphics to the Label
Product Name: PACE CONCENTRATED POOL CHLORINATING GRANULES
Admin Number: 1258-984
EPA Receipt Date: 07/03/2023
Action Case Number: 00453311

Dear Joanna Holcombe:

The U.S. Environmental Protection Agency is in receipt of your application for notification under Pesticide Registration Notice 98-10 for the above referenced product. The EPA has conducted a review of this request for its applicability under PRN 98-10 and finds that the action requested falls within the scope of PRN 98-10.

The labeling submitted with this application has been stamped "Notification" and will be placed in our records.

Should you wish to add/retain a reference to your company's website on your label, then please be aware that the website becomes labeling under the Federal Insecticide, Fungicide, and Rodenticide Act and is subject to review by the EPA. If the website is false or misleading, the product will be considered to be misbranded and sale or distribution of the product is unlawful under FIFRA section 12(a)(1)(E). 40 CFR § 156.10(a)(5) lists examples of statements the EPA may consider false or misleading. In addition, regardless of whether a website is referenced on your product's label, claims made on the website may not substantially differ from those claims approved through the registration process. Therefore, should the EPA find or if it is brought to our attention that a website contains statements or claims substantially differing from statements or claims made in connection with obtaining a FIFRA section 3 registration, the website will be referred to the EPA's Office of Enforcement and Compliance Assurance.

If you have questions, please contact Aline Heffernan via email at heffernan.aline@epa.gov.

Sincerely,

Aline Heffernan, Senior Regulatory Advisor
RMB1, AD
Office of Pesticide Programs

Note to reviewer:

[Items in square brackets [AAA] are optional and may/may not be included on final label]

{Items in rounded brackets {AAA} are for information purposes and will not appear on final label}

PACE[®] Concentrated Pool Chlorinating Granules

Active Ingredient:

Sodium Dichloro-s-Triazinetrione dihydrate99%

Other Ingredients: 1%

Total:100%

[Available Chlorine56%]

KEEP OUT OF REACH OF CHILDREN

[MANTÉNGASE FUERA DEL ALCANCE DE LOS NIÑOS]

NOTIFICATION

DANGER

1258-984

[/]

The applicant has certified that no changes, other than those reported to the Agency have been made to the labeling. The Agency acknowledges this notification by letter dated:

[PELIGRO]

06/28/2024

FIRST AID:

IF IN EYES: Hold eye open and rinse slowly and gently with water for 15-20 minutes. Remove contact lenses, if present, after the first 5 minutes, then continue rinsing eye. Call a poison control center or doctor for treatment advice.

IF INHALED: Move person to fresh air. If person is not breathing, call 911 or an ambulance, then give artificial respiration, preferably mouth-to-mouth if possible. Call a poison control center or doctor for further treatment advice.

IF ON SKIN OR CLOTHING: Take off contaminated clothing. Rinse skin immediately with plenty of water for 15-20 minutes. Call a poison control center or doctor for treatment advice.

IF SWALLOWED: Call a poison control center or doctor immediately for treatment advice. Have person sip a glass of water if able to swallow. Do not induce vomiting unless told to do so by a poison control center or doctor. Do not give anything by mouth to an unconscious person.

Have the product container or label with you when calling a poison control center or doctor, or going for treatment.

NOTE TO PHYSICIAN: Probable mucosal damage may contraindicate the use of gastric lavage.

IN CASE OF EMERGENCY CALL: 1-800-654-6911

See [left][right][back][side] [panel][label] for Precautionary Statements

Sold by:

Innovative Water Care, LLC

1400 Bluegrass Lakes Parkway

Alpharetta, GA 30004

EPA Reg. No. 1258-984

[Superscript Used in Lot Number]

EPA Est. No. xxx

Net Wt. xxx

{Please note that the use of bullets in the formatting of "Precautionary Statements" & "Physical or Chemical Hazards" may or may not be used on the final printed label. Formatting decisions will be at the discretion of the registrant.}

PRECAUTIONARY STATEMENTS

HAZARDS TO HUMANS AND DOMESTIC ANIMALS

DANGER: Corrosive. Causes irreversible eye damage. May be fatal if inhaled. Harmful if swallowed or absorbed through the skin. Do not get in eyes, on skin, or on clothing. Do not breathe dust and fumes.

- Wear goggles, rubber gloves, and dust mask when handling this product. For additional protection of skin, wear long sleeves and long pants.
- Wash thoroughly with soap and water after handling and before eating, drinking, chewing gum, using tobacco, or using the toilet.
- Remove and wash contaminated clothing before reuse.
- Open in a well-ventilated area.

PHYSICAL OR CHEMICAL HAZARDS:

DANGER. Strong oxidizing agent. This product can increase fire intensity.

- Keep away from heat and from flame and burning material (like a lighted cigarette).

If product is exposed to small amounts of water, it can react to cause explosion or the release of toxic gases. Do not add water to this product. Add only into water.

- Do not allow to become wet or damp before use.

Can react with other materials, including other water treatment products, to cause fire, explosion, and the release of toxic gases.

- Keep all foreign matter, including other water treatment products, away from this product.
- Do not mix with other products or dissolve before use.
- Do not allow this product to contact other water treatment products. If used with a skimmer, make sure skimmer is completely clean and free of residue from other water treatment products before putting this product in a skimmer.

{Use first sentence only of paragraph below for containers less than 50lbs. All others use full paragraph.}

ENVIRONMENTAL HAZARDS: This pesticide is toxic to fish and aquatic organisms.

Do not discharge effluent containing this product into lakes, ponds, streams, estuaries, oceans or public waters unless in accordance with the requirements of a National Pollutant Discharge Elimination System (NPDES) permit and the permitting authority has been notified in writing prior to discharge. Do not discharge effluent containing this product to sewer systems without previously notifying the local sewage treatment plant authority. For guidance contact your State Water Board or Regional Office of the EPA.

{Please note that multiple sets of storage & disposal are included on the label to allow for variation in container type and market into which a given final container is being sold. One of the following sets of language will be included on the final printed label.}

STORAGE & DISPOSAL:

{Nonrefillable container - household/residential use}

Do not contaminate food or feed by storage or disposal or cleaning of equipment.

Storage: Keep this product dry in its tightly closed container when not in use. Store in a cool, dry, well-ventilated area. Keep away from heat or open flame.

Container Handling: Nonrefillable container. Do not reuse or refill this container. Rinse empty container thoroughly with water to dissolve all material prior to disposal. Offer for recycling, if available. FOR DISPOSAL OF A CONTAMINATED OR DECOMPOSING PRODUCT SEE EMERGENCY HANDLING.]

{Nonrefillable container - non-household/residential use}

Do not contaminate food or feed by storage or disposal or cleaning of equipment.

Storage: Keep this product dry in its tightly closed container when not in use. Store in a cool, dry, well-ventilated area. Keep away from heat or open flame.

Pesticide Disposal: Pesticide wastes may be hazardous. Improper disposal of excess pesticide, spray mixture or rinsate is a violation of Federal Law. If these wastes cannot be disposed of by use according to label instructions, contact your State Pesticide or Environmental Control Agency, or the Hazardous Waste Representative at the nearest EPA Regional Office for guidance.

Container Handling: Nonrefillable container. Do not reuse or refill this container. Rinse empty container thoroughly with water to dissolve all material prior to disposal. Offer for recycling, if available. FOR DISPOSAL OF A CONTAMINATED OR DECOMPOSING PRODUCT SEE EMERGENCY HANDLING.]

EMERGENCY HANDLING: In case of contamination or decomposition – Do not reseal container. Immediately remove container to an open and well-ventilated outdoor area by itself. Flood with large amounts of water. Dispose of the container and any remaining contaminated material in an approved landfill area.

DIRECTIONS FOR USE:

It is a violation of Federal law to use this product in a manner inconsistent with its labeling.

READ ALL PRECAUTIONARY STATEMENTS BEFORE USE.

{Use 1}[SWIMMING POOLS]

[WHY YOU SHOULD USE THIS PRODUCT: This product is an effective multi-purpose sanitizer [& shock] that protects against chlorine loss optimizing pool usage and swimmer comfort with no sediment. This product is convenient and easy to use to control the growth of algae, kill bacteria and destroy organic materials.
[For best results during the season, follow the [brand] 4 Step Program outlined [below][above][at right][at left].]

[For crystal clear pool water, follow our 4 step pool care program: Step 1: Test and adjust pool water balance; Step 2: Chlorinate and clarify; Step 3: Shock treat your pool at least once a week; and Step 4: Add algaecide regularly.]

Take a pool water sample to your authorized [brand] dealer regularly for a detailed water analysis.]

[HOW TO USE: Add the recommended dosage of this product directly to the pool during evening hours while the filter is running. When adding this product to your pool, broadcast the product evenly over a wide area in the deepest part of the pool. **[Do not pre-mix this product.] [Only add this product directly to your pool.]**
{When contents are in a resealable container} **[Use only a clean, dry [scoop] [lid] to measure this product].**
[Do not use the [scoop] [lid] for any other purpose.] {When contents are in a single use bag for use as, for example, a shock} [Use entire contents when opened]. If any granules settle to the bottom of the pool use brush to disperse.]

[WATER BALANCE: For best product performance, swimmer comfort, and crystal clear water: Maintain pH in the range of 7.2 to 7.6. Maintain total alkalinity in the range of 80 to 120 parts per million (ppm). Maintain calcium hardness above 200 ppm. Use a reliable test kit that measures all these ranges. Use [brand] pool care products to make adjustments. Follow label directions for each product.]

[OPENING YOUR POOL: For best results, see "WATER BALANCE" section above before treatment. Always adjust and maintain pH in the 7.2 to 7.6 range. Follow "SHOCK TREATMENT / SUPERCHLORINATION" directions on this package. Allow 30 minutes for product to disperse. Test free available chlorine residual with a pool test kit. Do not enter pool until the free available chlorine residual is 1–4 ppm. Repeat treatment as needed.]

[ROUTINE CHLORINATION: For best results, see "WATER BALANCE" section above before treatment. Throughout the pool season, adjust and maintain pH at 7.2–7.6. Check available chlorine with a suitable test kit. Do not reenter pool until the free available chlorine residual is 1 - 4 ppm. Add 3-5 ounces of this product per 10,000 gallons of pool water every other day or as often as needed to maintain 1-4 ppm free available chlorine. Follow "HOW TO USE" directions on this package.]

[SHOCK TREATMENT / SUPERCHLORINATION: For best results, see "WATER BALANCE" and "HOW TO USE" sections above before treatment. Every 7 days, or as necessary to prevent pool problems, shock treat / superchlorinate the pool by adding 12 - 24 ounces of this product per 10,000 gallons of water to provide 5 - 10 ppm available chlorine. [Always use [brand] products for regular shock treatment.]
[Additional shocking to keep water clean and clear is recommended after: rain and heavy winds, high number of swimmers, increased water temperature, and/or increased frequency of pool usage.]
Additional shock treatments may be required to correct problems which are caused by visible algae, high bathing loads, heavy wind and rainstorms. Additional shock treatments may also be required to correct problems such as unpleasant odors and eye irritation. Check the available chlorine with a suitable test kit. Do not reenter pool until the free available chlorine residual is 1 - 4 ppm.]

{16 ounce bag}



[SHOCK TREATMENT / SUPERCHLORINATION: For best results, see “WATER BALANCE” and “HOW TO USE” sections above before treatment. Every 7 days, or as necessary to prevent pool problems, shock treat/superchlorinate the pool by adding one (1) to two (2) bags per 13,000 gallons of water to provide a dose of 5 to 10 ppm free available chlorine in your pool.] [Use entire contents of bag when opened.]

{Pods for **SHOCK TREATMENT/SUPERCHLORINATION – pool application**}

[HOW TO USE:

Add the recommended dosage of this product during evening hours while the filter pump is running. **Do not pre-mix this product. Only add this product directly to your pool.** If any granules settle to the bottom of the pool use brush to disperse.

[For best results, see “WATER BALANCE” section [above][on panel][on label] before treatment.] Every 7 days, or as necessary to prevent pool problems, shock treat[superchlorinate] the pool by adding [[two][(2)][2] pods per 5,000 gallons] [[or] [four][(4)][4] pods per 10,000 gallons] of water to provide a dose of 10 ppm free available chlorine in your pool. Do not enter pool until the free available chlorine residual is between 1-4 ppm.]



No. of PODS	POOL VOLUME IN GALLONS
 2	5,000
 4	10,000

{Pods for **SHOCK TREATMENT/SUPERCHLORINATION – skimmer application**}

[HOW TO USE:

Add the recommended dosage of this product during evening hours while the filter pump is running. **Do not pre-mix this product. Only add this product directly to your skimmer.** Be sure that the skimmer is empty and does not contain any chemical residue or debris.

[For best results, see “WATER BALANCE” section [above][on panel][on label] before treatment.] Every 7 days, or as necessary to prevent pool problems, shock treat[superchlorinate] the pool by adding [[two][(2)][2] pods per 5,000 gallons] [[or] [four][(4)][4] pods per 10,000 gallons] of water directly into the pool skimmer while the pump is running. Allow the pod to dissolve before adding additional pods or other pool products. Only add 1 pod at a time. Do not enter pool until the free available chlorine residual is between 1-4 ppm.]

No. of PODS	POOL VOLUME IN GALLONS
 2	5,000
 4	10,000



[ALGAE CONTROL: Follow “SHOCK TREATMENT / SUPERCHLORINATION” directions on this label. Add this product as close as possible to any algae on the sides or bottom of the pool. Do not enter pool until the free available chlorine residual is 1-4 ppm. If necessary, repeat the treatment. To prevent possible staining or bleaching, take the following steps immediately after treatment: Thoroughly clean pool by brushing surface of algae growth, vacuum and cycle through filter. For preventative algae control, use your preferred [brand] algacide product regularly. Follow label directions on the algacide.]

{Pods for ALGAE CONTROL – pool application}

[HOW TO USE:

Add the recommended dosage of this product during evening hours while the filter pump is running. **Do not pre-mix this product. Only add this product directly to your pool.** If any granules settle to the bottom of the pool use brush to disperse.

[For best results, see “WATER BALANCE” section [above][on panel][on label] before treatment.] Every 7 days, or as necessary to prevent pool problems, treat the pool by adding [[two][(2)][2] pods per 5,000 gallons] [[or] [four][(4)][4] pods per 10,000 gallons] of water to provide a dose of 10 ppm free available chlorine in your pool. Add this product as close as possible to any algae on the sides or bottom of the pool. Do not enter pool until the free available chlorine residual is between 1-4 ppm. If necessary, repeat the treatment. [To prevent possible staining or bleaching, take the following steps immediately after treatment: Thoroughly clean pool by brushing surface of algae growth, vacuum and cycle through filter. [For preventative algae control, use your preferred [brand] algaecide product regularly. Follow label directions on the algaecide.]]



No. of PODS	POOL VOLUME IN GALLONS
 2	5,000
 4	10,000

{Pods for ALGAE CONTROL – skimmer application}

[HOW TO USE:

Add the recommended dosage of this product during evening hours while the filter pump is running. **Do not pre-mix this product. Only add this product directly to your skimmer.** Be sure that the skimmer is empty and does not contain any chemical residue or debris.

[For best results, see “WATER BALANCE” section [above][on panel][on label] before treatment.] Every 7 days, or as necessary to prevent pool problems, treat the pool by adding [[two][(2)][2] pods per 5,000 gallons] [[or] [four][(4)][4] pods per 10,000 gallons] of water directly into the pool skimmer while the pump is running. Allow the pod to dissolve before adding additional pods or other pool products. Only add 1 pod at a time. Do not enter pool until the free available chlorine residual is between 1-4 ppm. If necessary, repeat the treatment. [For preventative algae control, use your preferred [brand] algaecide product regularly. Follow label directions on the algaecide.]]

No. of PODS	POOL VOLUME IN GALLONS
 2	5,000
 4	10,000

[WINTERIZING:

{container sizes allowing for 36 oz. dosing}

[For best results, see “WATER BALANCE” section above before treatment. Gradually add 36 [ounces][oz.] of this product per 10,000 gallons of pool water that is clear and clean. This provides 15 ppm free available chlorine. Follow “HOW TO USE” directions on this package. Run the filter until granules are completely dissolved. Cover the pool with a pool cover. Prepare the heater, pump and filter components for winterizing by following manufacturer’s directions.]

{single use 16 ounce bag}

[For best results, see “WATER BALANCE” section above before treatment. [[Gradually] Add one (1) bag of this product per 5,000 gallons of water that is clear and clean.][Gradually add 32 [ounces][oz.] [(2 bags)] of this product per 10,000 gallons of pool water that is clear and clean.] This provides 13 ppm free available chlorine. Follow “HOW TO USE” directions on this package. Run the filter until granules are completely dissolved. Cover the pool with a pool cover. Prepare the heater, pump and filter components for winterizing by following manufacturer’s directions.]

{single use 2 lb. bags}

[For best results, see “WATER BALANCE” section above before treatment. Gradually add 32 [ounces][oz.] [(1 bag)] of this product per 10,000 gallons of pool water that is clear and clean. This provides 13 ppm free available chlorine. Follow “HOW TO USE” directions on this package. Run the filter until granules are completely dissolved. Cover the pool with a pool cover. Prepare the heater, pump and filter components for winterizing by following manufacturer’s directions.]

]

{Use 2} [[SPA & HOT TUBS]

[WHY YOU SHOULD USE THIS PRODUCT: This product is an effective sanitizer [& shock] that protects water against chlorine loss optimizing usage and comfort with no sediment. This product is convenient and easy to use to control the growth of algae, kill bacteria and destroy organic materials.

[For [crystal] [clear] [clean] water with no sediment, follow our 4 step care program: Step 1: Test and balance pool water; Step 2: Sanitize; Step 3: Shock at least once a week; and Step 4: Add algaecide as directed.]

{Optional – refers to product guide on this label}

[HTH Spa Product Guide

Maintain

Step 1

Step 2

Step 3

Enhance

Prevent]

[For best results, follow a weekly program with our [brand] System. Consult your authorized [brand] dealer for advice on the system that best suits your pool and your lifestyle.] [Take a spa water sample to your authorized [brand] dealer regularly for a detailed water analysis.]

Always use [brand] products for regular shock treatment.

Additional shocking to keep water clean and clear is recommended after: high number of bathers; increased water temperature; and/or increased frequency of usage.]

[HOW TO USE: Add the recommended dosage of this product during evening hours while the filter pump is running. For best results, see “WATER BALANCE” section below before treatment. Each 0.4 - 0.6 ounces of this product will provide approximately 3 - 5 ppm available chlorine in 500 gallons of water. Maintain these conditions for proper operation by frequent testing with a test kit. Do not allow cyanuric acid level to exceed 100 ppm. It is recommended that spas and hot tubs be drained every 30-90 days, more often under heavy use. Consult manufacturer's recommendations concerning the compatibility of chlorine sanitizers with their equipment. Some oils, lotions, fragrances, cleansers, etc., may cause foaming or cloudy water and may react with chlorine sanitizers to reduce their efficacy. If circulation is low stir water after addition of chlorine or other chemicals.]

[WATER BALANCE: For best product performance, comfort, and crystal clear water, maintain pH in the range of 7.2 to 7.8. Maintain total alkalinity in the range of 80 to 120 parts per million (ppm). Maintain calcium hardness above 200 ppm. Use a reliable test kit that measures all these ranges. Use [brand] spa [care] products to make adjustments. Follow label directions for each product.]

[STARTUP (Freshly Filled): For best results, see “WATER BALANCE” section above before treatment. Turn on circulation system and ensure that it is operating properly. Add 1.2 ounces of this product, which will provide approximately 10 ppm available chlorine for each 500 gallons of water. Check the free available chlorine (FAC) and if less than 3-5 ppm, repeat as needed.

For best results, follow the [brand] 4 Step Spa/Hot Tub care program.]

[ROUTINE CHLORINATION: For best results, see “WATER BALANCE” section above before treatment. Turn on circulation system and ensure that it is operating properly. Scatter 0.4 - 0.6 ounces of this product per 500 gallons over the surface of the water. Test for free available chlorine and add additional product if necessary to attain 3-5 ppm [free available chlorine] [(FAC)]. Maintain 3–5 ppm FAC while unit is in use.]

[SHOCK TREATMENT: After each use, shock treat with 1.2 ounces of this product, which will provide approximately 10 ppm available chlorine per 500 gallons of water, to control odors and algae. Repeat as needed. Do not enter water until the [free available chlorine] [(FAC)] is 3 - 5 ppm as measured by a [brand] test kit.]

PACE Concentrated Pool Chlorinating Granules

EPA Reg. No. 1258-984

EPA Draft Label 2023-07-03

[ALGAE CONTROL: For preventative algae control, use your preferred [brand] spa algaecide product regularly. Follow label directions on the algaecide.]

[EXTENDED NON-USE PERIOD: For best results, see “WATER BALANCE” section above before treatment. During extended non-use periods when the unit is not being used add 1.2 ounces of this product per 500 gallons twice a week with the circulation system running or as needed to maintain 3-5 ppm free available chlorine.]]

{BEGIN - Individual Water Soluble Package Label}

PACE® Concentrated Pool Chlorinating Granules

Active Ingredient:

Sodium Dichloro-s-Triazinetrione dihydrate99%

Other Ingredients:1%

Total:100%

Available Chlorine56%

KEEP OUT OF REACH OF CHILDREN

[MANTÉNGASE FUERA DEL ALCANCE DE LOS NIÑOS]

DANGER

[/]

[PELIGRO]

EPA Reg. No. 1258-984

See outer container for Precautionary Statements and Use directions.

{END - Individual Water Soluble Package Label}

{BEGIN OPTIONAL MARKETING CONTENT}

{Statements available to all labels}

2 free bags

2 free bags of shock

2 free pounds of shock

8% more free

56% available chlorine

Bonus Pack

(Brand name) and the (brand) logo are trademarks of Lonza or its affiliates.

Contamination or improper use may cause fire or explosion or the release of toxic gases. Do not allow product to contact any foreign matter, including other water treatment products. **If product is exposed to small amounts of water, it can react to cause explosion or the release of toxic gases. Do not mix this product with a small amount of water. Only add directly to your pool [or spa]. Corrosive. Causes irreversible eye damage and skin burns. May be fatal if inhaled. Harmful if swallowed or absorbed through skin.**

Controls algae

Destroys unpleasant odors

Extra Value

Extra 2 lbs of shock free

Fast dissolving

For Pop-Up Pools



[HTH®] [PACE®] [Sock It®], [Super Sock It®] and [pH Plus®] (brand name) are REGISTERED TRADEMARKS OF ARCH CHEMICALS, INC.

[HTH®] [(brand)] and the [HTH®] [(brand)] logo are registered trademarks of Arch Chemicals, Inc.

Kills [bacteria and] algae

Kills bacteria and destroys organic contaminants

Made in the USA



Made in the USA of US and imported content.

No residue

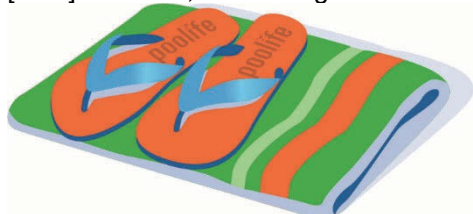
No sediment

[Now] 2 more weeks of shock treatment

Now 26 lbs

Now XX lbs

[Now] treats 20,000 more gallons of water



Protects against (bacteria) (, and algae)

Stabilized Chlorinator



{or}



Totally soluble
Value Pack

{Compatibility with salt pools}

Compatible with salt [water] [systems] [pools]



Salt [water] [system] [pool] compatible

{Heritage Claims/Logos}

90 Years of Clear Pools

90 Years of Perfect Pools

90 Years of Pool Expertise

[Here to Help] [since 1928]

Pool [Care] Experts since 1928



{Optional statements for use only with swimming pool sanitization directions}

Good for all pool surfaces

[Ideal] {and/or} [for use in] vinyl lined, colored plaster or fiberglass pools

Restores crystal clarity to pool water

Sanitizes pool water

Stabilized (sun protected) for extended chlorine life

Sun protected for extended chlorine life

Sun resistant for extended chlorine life

Swimming pool sanitizer

{Optional statements for use only with shock directions}

One dose treats 10,000 gallons

{Optional statements for use only with spa/hot tub sanitization directions}

Controls bacteria and algae

Dissolves completely with no residue

Fast Acting

Maintains crystal clarity in spa and hot tub water

Protects against odor

Restores crystal clarity in spa and hot tub water

Sanitizes and disinfects spa water

{Optional statements for Mass Retail Brands}

Step 1 Balance
Step 2 Sanitize
Step 3 Shock
Step 4 Prevent Algae

{Graphic renderings of the 4 steps:}



{for routine chlorination directions}



{for shock treatment directions}



{for algae treatment directions}

{Optional Statement for Dealer Brands}

Step 1. Sanitize
Step 2. Shock
Step 3. Add Algaecide

PACE Concentrated Pool Chlorinating Granules
EPA Reg. No. 1258-984
EPA Draft Label 2023-07-03

{Graphic renderings of the 3 steps:}



{for routine chlorination directions}



{for shock treatment directions}

{PODS ONLY}

[Add] A dose of ease

1 pod treats XXXX gallons

2 pods treat XXXX gallons



3 pods treat XXXX gallons

4 pods treat XXXX gallons



1 Pod = 6 oz.

PACE Concentrated Pool Chlorinating Granules

EPA Reg. No. 1258-984

EPA Draft Label 2023-07-03

Add just the right amount, every time!
Compact
Dissolves completely in any water temperature
Dissolves quickly
Do not cut pods



Do not cut pods

Easy application
Innovation that truly delivers
It's a pleasure to measure
Mono-dose
More compact packaging
New form, same performance
New look, same performance
No measure
No measuring
No mixing
No need to measure or pour messy powders or liquids
No spill
Pre-Measured
Pre-Measured water soluble pods
Pre-Measured: Add just the right amount, every time!
Quick and Easy Application
Quick application
Simple dosing
Single dose
Spill-free
Takes up less space
Unit Dose
Unit Dose Water Soluble Pods
Water Soluble Pods

{Product Support}

For product questions/support [from [brand] pool [[and][&] spa] care experts:

Call: [brand number] [866-HTH-Pool]

Chat online: [brand website] [hthpools.com]

We're available 7 days a week from 8 AM to 10 PM EST.

Visit: [brand website] [hthpools.com]



[Get social with us at:][Connect and Swim with us on Social:]

www.youtube.com/brand

www.facebook.com/brand

www.instagram.com/brand

www.pinterest.com/brand

www.twitter.com/brand

(use social icons)


{Scan Here Icons and Text}



Scan here for all details

{Brand Specific Marketing Content}


{Note to reviewer: Icons are representative, colors and fonts are subject to match brand standards on the final printed label.}



{Marketing Content Related to Pools/Spas/Hot Tubs}

{Note to reviewer: The following are representative images.}

Representative image of a swimming pool:



Representative image of pool/spa/hot tub water:



Representative image of a beach ball:




Representative image of a floatie:



Representative image of flip-flops:



Representative images of people {Note to reviewer: Images of people in or near pools/spas/hot tubs **WILL NOT** depict application of this product. They are only in reference to use of a pool/spa/hot tub that has been treated according to label directions.}



Approved Alternate Brand Names:

90 Years of HTH Perfect Pools Pre-measured
Water Soluble Pods Shock!
90 Years of HTH Clear Pools Pre-measured Water
Soluble Pods Shock!
90 Years of HTH Pool Expertise Pre-measured
Water Soluble Pods Shock!
90 Years of HTH Perfect Pools Pre-measured
Water Soluble Pods Algae Guard
90 Years of HTH Clear Pools Pre-measured Water
Soluble Pods Algae Guard
90 Years of HTH Pool Expertise Pre-measured
Water Soluble Pods Algae Guard
Brilliance for Spas Chlorinating Granules
Constant Chlor Public Pool Sanitizer Granules
DuPont Granular Sanitizer
HTH Advanced Bright Shock
HTH Advanced Clear Shock
HTH Advanced Shock Clear
HTH Choice Bright Shock
HTH Choice Clear Shock
HTH Choice Shock Clear
HTH Choice Shock Pure
HTH Clean Shock
hth clear chlorinating granules
HTH Clear Shock
HTH Cloud-Free Cleaning Granules
HTH Complete Shock
HTH Crystal Shock
HTH Dissolvevelocity Cleaning Granules
HTH Kwik Dissolve Cleaning Granules
HTH Pace Swift 'N ClearCleaning Granules
Stabilized Chlorinator
HTH Poolife Clean Shock Shock Treatment
HTH Poolife Instant Clear Granules Stabilized
Chlorinator
HTH Poolife Vinyl Pool Shock Shock Treatment
HTH Preferred Bright Shock
HTH Preferred Choice Clear Shock
HTH Preferred Choice Shock Clear
HTH Preferred Clear Shock

HTH Preferred Shock Clear
HTH Preferred Shock Pure
HTH Pre-measured Water Soluble Pods Algae
Guard
HTH Pre-measured Water Soluble Pods Shock!
HTH RapiDissolveCleaning Granules
HTH Shock Clear
HTH Shock II
HTH Shock II Totally Soluble Shock Treatment for
Swimming Pools
HTH Shock Pure
HTH Shock Pure Totally Soluble Shock Treatment
for Swimming Pools
HTH Sock It Low Sediment Formula
HTH Sock It Low Sediment Shock Treatment
HTH Sock It Vacuum- free Formula
HTH Sock It Vinyl Pool Shock
HTH Sock It Vinyl Pool Shock Shock Treatment
hth spa clear chlorinating sanitizer
PACE Clear Shock Shock Treatment
Pace Granular Sanitizer
Pace Public Pool Sanitizer Granules
Pool Breeze Pool Care System Chlorinating
Granules
Pool Breeze Pool Care System Clear Shock
Poolife Clean Shock Shock Treatment
Poolife Cloud-Free Cleaning Granules
Poolife Crystal Clean Granules
Poolife Exclusive Pool Care Collection Clean Shock
Shock Treatment
Poolife Exclusive Pool Care Collection Instant Clear
Cleaning Granules Stabilized Chlorinator
Poolife Instant Clear Cleaning Granules Stabilized
Chlorinator
Poolife Pods Clean Shock
Prochlor Public Pool Sanitizer Granules
SUN Public Pool Sanitizer Granules
Sun® Winterizer

{END OPTIONAL MARKETING CONTENT}