

1258-922

04/12/1984

1/45

**PACE® Tablets and Sticks for Industrial Use
For Milk Handling and Processing Equipment**

PACE® Concentrated Pool Chlorinating Sticks	EPA Reg. #1258-853
PACE® Concentrated Pool Chlorinating Giant Tablets	EPA Reg. #1258-922
PACE® Concentrated Pool Chlorinating Tablets	EPA Reg. #1258-905

(Contains 99% Trichloro-s-triazinetriene)

PACE® tablets and sticks are effective sanitizing agents. They are registered with EPA for the application described in this brochure.

PACE® tablets and sticks are convenient to use and handle. They are slow dissolving and thus require no complex extensive metering equipment or large storage tanks. Their rate of dissolution can be regulated by varying the water temperature or, the free available chlorine level in a solution can be raised by the addition of more dry chlorinator.

PACE® tablets and sticks are registered with EPA for a variety of industrial applications.

For specific use information, contact Olin for information.


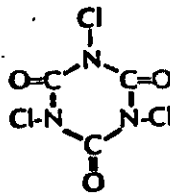
**Table 1
Chemical Description**

PACE® (Tablets & Sticks)

Trichloro-s-triazinetriene. (Also known as trichloroisocyanuric acid)

Empirical formula: $(C_1NCO)_3$

Structure:



**Table 2
Typical Properties and Chemical Analysis**

Appearance	White, crystalline
Odor	Mild chlorine
Available Chlorine (%)	
Typical value	90
Minimum value	89
Moisture (%)	
Typical value	0.2
Maximum value	0.5
Solubility @ 25°C (g/100 ml H ₂ O)	1.2
pH, 1% solution	3

APR 12 1984

Milk Handling and Processing Equipment (For use on dairy farms and in plants processing milk, cream, ice cream and cheese.)

Rinse milking machines, utensils and all equipment with cold water to remove excess milk. Clean and rinse prior to sanitizing.

To sanitize, spray or rinse all precleaned surfaces with a solution containing 100ppm available chlorine (see attached chart). Allow adequate draining before contact with dairy products.

Methods of Application for Solutions

All sanitizing solutions should be freshly prepared. Solutions should be tested during use to make sure the concentration does not drop below the recommended level. Keep in properly labeled containers to protect against contamination. Unused solutions should be discarded. All metal surfaces should be rinsed with water to avoid corrosion.

Clean-In-Place Method of Sanitizing Equipment

This method is commonly used to sanitize closed systems. It is also appropriate for sanitizing weigh tanks, coolers, short-time pasteurizers, pumps, homogenizers, fillers, sanitary piping and fittings, and bottle and can fillers.

First, clean all equipment thoroughly, immediately after use. Then place back in operating position.

Prepare a solution containing 100 ppm available chlorine in a volume sufficient to fill the equipment. Allow a 10% excess for waste.

Pump the solution through the system until it is filled and all air excluded. Close final drain valves and hold under pressure for two minutes to insure proper contact with all surfaces. Then drain the solution and flush with potable water.

Spray Methods of Sanitizing Equipment

The spray (or fog) method is generally used to sanitize large, non-porous surfaces that have already been freed of physical soil. It is appropriate for batch pasteurizers, holding tanks, weigh tanks, tank trucks and cars, vats, tile walls, ceilings and floors.

Prepare a solution containing 100 ppm available chlorine. If possible, use pressure spraying or fogging equipment designed to resist chlorine-containing solutions (e.g., rubber-coated, plastic or stainless steel). When using any other kind of spraying equipment, be sure to empty and rinse thoroughly with fresh water immediately after treatment.

Apply spray or fog heavily to all surfaces the product will touch. All treated surfaces, corners and turns should be thoroughly sprayed. Allow excess solution to drain off thoroughly, then place in service.

General Rinse Method

Solutions containing 100 ppm available chlorine will sanitize plant floors, walls and ceilings, and also control odors in refrigerated areas and drain platforms.

Flush or swab surfaces generously with the solution. After two minutes, hose or rinse metal surfaces with fresh water to avoid corrosion problems.

4200
Farm Premises Disinfecting

3/45

1. Remove all animals and feed from premises, vehicles and enclosures.
2. Remove all liter and manure from floors and surfaces of barns, pens, stalls, chutes and other facilities and fixtures occupied or traversed by animals.
3. Empty all troughs, racks and other feeding and watering appliances.
4. Thoroughly clean all surfaces with soap or detergent and rinse with water.
5. Saturate surfaces with a solution containing 1000 ppm available chlorine (see attached chart) for a period of 10 minutes.
6. Immerse all halters, ropes and other types of equipment used in handling and restraining animals, as well as forks, shovels and scrapers used for removing liter and manure, in a solution containing 1000 ppm available chlorine. (See attached sheet.)
7. Ventilate buildings, vehicles and other closed spaces. Do not house live-stock or employ equipment until treatment has been absorbed, set or dried. Thoroughly scrub treated feed racks, mangers, troughs, automatic feeders, and waterers with soap or detergent and rinse with potable water before reuse.

Handling

PACE® tablets and sticks are strong oxidizing agents. Use only clean, dry utensils when handling. Contamination with foreign material such as moisture, dirt, organic matter or other chemicals (including pool chemicals) may start a chemical reaction. This could result in the generation of heat, liberation of hazardous gases and possible fire or explosion.

PACE® tablets and sticks can cause burns to eyes, skin, mucous membranes, respiratory tract, gastrointestinal tract and may be fatal if swallowed. Do not get into eyes, on skin or on clothing. Use with adequate ventilation. Do not breathe dust. Do not handle with bare hands. Wear goggles, coveralls and impervious gloves and boots when handling. Remove contaminated clothing and wash before reuse.

Do not use PACE® tablets or sticks in any chlorinating device which has been used with any inorganic or unstabilized chlorinating compound (calcium hypochlorite, for example). Such use may cause a fire or explosion.

Do not formulate with nitrogen-containing materials (ammonia, ammonium compounds, urea, etc.) or use in concentrated solutions or slurries. Such use may generate noxious, toxic and potentially explosive fumes.

PACE® tablets and sticks decompose at 221-249°C (430-480°F). Decomposition results in the liberation of heat and harmful gases.

In case of contamination or decomposition, do not reseal the container. If possible, isolate the container in an open and well ventilated area. Flood with large volumes of water.

Avoid contact with any burning material such as a lighted cigarette.

First Aid

If skin contact occurs, brush off excess chemical and flush skin with cold water for at least 15 minutes. If irritation persists, get medical attention.

If eye contact occurs, flush with cold water for at least 15 minutes. Get immediate medical attention.

If inhaled, remove person to fresh air. Get immediate medical attention.

If swallowed, feed large amount of milk and/or water and induce vomiting. Call a physician immediately.

Storage

Keep product dry by storing in a tightly closed container. Store in a cool, dry, well ventilated area. Store away from heat and open flame.

Spill and Leak Procedure

Wear a NIOSH/MSHA approved respirators for dust and chlorine gas. Follow OSHA regulations for respirator use. (See Chapter 29, Code of Federal Regulations, 1910.134). Wear goggles, coveralls and impervious gloves and boots. Shovel or sweep up and place in an approved DOT container. Isolate and do not seal. Flush residual with plenty of water. Wash all contaminated clothing before reuse.

Disposal

Pesticide wastes are acutely hazardous. Improper disposal of excess pesticide, spray mixture, or rinsate is a violation of Federal Law. If these wastes cannot be disposed of by use according to label instructions, contact your state Pesticide or Environmental Control Agency, or the Hazardous Waste representative at the nearest EPA Regional Office for guidance.

Triple rinse ^{CONTAINER} then offer for recycling or reconditioning, or puncture and dispose of in a sanitary landfill, or incineration, or, if allowed by state and local authorities, by burning. If burned, stay out of smoke.

Technical Service

Technical service is available to facilitate further investigation or use of these products. If you have a specific question or need more information, please write or call your nearest Olin Sales Office.

This bulletin and the information contained herein are offered solely for your consideration, investigation and verification. No representations or warranties, express or implied, of merchantability or otherwise, are made or contained herein. Olin's responsibility for any claims arising in connection herewith shall in no event exceed the purchase price or fair market value of the material. User accepts full responsibility for compliance with all applicable Federal, state and local laws and regulations. Nothing contained herein shall be construed to constitute permission or a recommendation to practice any invention covered by a patent or a patent application or know-how owned by Olin Corporation or by others.

AVAILABLE CHLORINE LEVEL OF SOLUTION

Amount of PACE® Tablet/Stick Added	<u>100ppm</u>	<u>300ppm</u>	<u>500ppm</u>	<u>1000ppm</u>
1/2 oz*	34 gal	11 gal	6.8 gal	3.4 gal
1 oz	68 gal	22 gal	13.6 gal	6.8 gal
7 oz**	476 gal	154 gal	95 gal	47.6 gal
8 oz***	544 gal	176 gal	109	54.4 gal

* Weight of 1 PACE® Tablet

** Weight of 1 PACE® Giant Tablet

*** Weight of 1 PACE® Stick

KEEP OUT OF REACH OF CHILDREN


DANGER!

SEE PRINCIPAL LABEL FOR COMPLETE PRECAUTIONARY INFORMATION
AND STORAGE AND HANDLING INSTRUCTIONS

All applicable directions, restrictions, and precautions on the
EPA principal registered label are to be followed.

OLIN CHEMICALS

Consumer Products.Olin Corporation
120 Long Ridge Road
Stamford, Connecticut 06904



7/45

PACE® Tablets and Sticks for Industrial Use
For Egg Processing

PACE® Concentrated Pool Chlorinating Sticks	EPA Reg. #1258-853
PACE® Concentrated Pool Chlorinating Giant Tablets	EPA Reg. #1258-922
PACE® Concentrated Pool Chlorinating Tablets	EPA Reg. #1258-905

(Contains 99% Trichloro-s-triazinetriene)

PACE® tablets and sticks are effective sanitizing agents. They are registered with EPA and accepted by USDA for the application described in this brochure.

PACE® tablets and sticks are convenient to use and handle. They are slow dissolving and thus require no complex extensive metering equipment or large storage tanks. Their rate of dissolution can be regulated by varying the water temperature or, the free available chlorine level in a solution can be raised by the addition of more dry chlorinator.

PACE® tablets and sticks are registered with EPA for a variety of industrial applications and are authorized by USDA for use in Federally inspected meat, poultry, rabbit and egg plants to sanitize surfaces (and to clean, destain and sanitize eggs). For specific use information, contact Olin for information.

Table 1
Chemical Description

PACE® (Tablets & Sticks)
Trichloro-s-triazinetriene. (Also known as trichloroisocyanuric acid)
Empirical formula: $(C_1NCO)_3$
Structure:

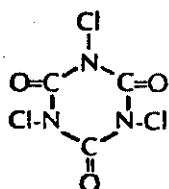


Table 2
Typical Properties and Chemical Analysis

Appearance	White, crystalline
Odor	Mild chlorine
Available Chlorine (%)	
Typical Value	90
Minimum Value	89
Moisture (%)	
Typical Value	0.2
Maximum Value	0.5
Solubility @ 25°C (g/100 ml H ₂ O)	1.2
pH, 1% solution	3

Egg Processing

To clean egg shells, spray with a solution containing 100ppm available chlorine at 90°F to 120°F (see attached chart). Spray-rinse the cleaned eggs with warm potable water

To destain egg shells, immerse the eggs in a solution containing 100ppm available chlorine at 90°F to 120°F. After destaining, the eggs must be cleaned by spraying with an acceptable cleaner. Follow with a potable water rinse.

For shell egg sanitizing, spray the eggs with warm potable water containing 100ppm available chlorine. Eggs should be reasonably dry before egg casing or breaking.

Sanitizing Equipment + Utensils

All egg cups, breaking knives, trays and other equipment that come into contact with eggs should be thoroughly cleaned and sanitized. First clean all equipment. Before placing back in use, spray with a *PACE* solution containing 100 ppm available chlorine. Allow surfaces to drain thoroughly before contact with egg products.

To sanitize egg freezers and dryers (tanks, pipelines and pumps), use the spray (or fog) method of treatment. This procedure is generally used to sanitize large, non-porous surfaces that have already been freed of physical soil.

Prepare a *PACE* solution containing 100 ppm available chlorine. Apply spray heavily to all surfaces the eggs will touch. All treated surfaces, corners and turns should be thoroughly sprayed. Allow equipment to drain adequately before contact with eggs.

Methods of Application for Solutions

All sanitizing solutions should be freshly prepared. Solutions should be tested during use to make sure the concentration does not drop below the recommended level. Keep in properly labeled containers to protect against contamination. Unused solutions should be discarded. All metal surfaces should be rinsed with water to avoid corrosion.

Spray Methods of Sanitizing Equipment

The spray (or fog) method is generally used to sanitize large, non-porous surfaces that have already been freed of physical soil.

Prepare a solution containing 100 ppm available chlorine. If possible, use pressure spraying or fogging equipment designed to resist chlorine-containing solutions (e.g., rubber-coated, plastic or stainless steel). When using any other kind of spraying equipment, be sure to empty and rinse thoroughly with fresh water immediately after treatment.

Apply spray or fog heavily to all surfaces the product will touch. All treated surfaces, corners and turns should be thoroughly sprayed. Allow excess solution to drain off thoroughly, then place in service.

General Rinse Method

Solutions containing 100 ppm available chlorine will sanitize plant floors, walls and ceilings, and also control odors in refrigerated areas and drain platforms.

Flush or swab surfaces generously with the solution. After two minutes, hose or rinse metal surfaces with fresh water to avoid corrosion problems.

Handling

PACE® tablets and sticks are strong oxidizing agents. Use only clean, dry utensils when handling. Contamination with foreign material such as moisture, dirt, organic matter or other chemicals (including pool chemicals) may start a chemical reaction. This could result in the generation of heat, liberation of hazardous gases and possible fire or explosion.

PACE® tablets and sticks can cause burns to eyes, skin, mucous membranes, respiratory tract, gastrointestinal tract and may be fatal if swallowed. Do not get into eyes, on skin or on clothing. Use with adequate ventilation. Do not breathe dust. Do not handle with bare hands. Wear goggles, coveralls and impervious gloves and boots when handling. Remove contaminated clothing and wash before reuse.

Do not use PACE® tablets or sticks in any chlorinating device which has been used with any inorganic or unstabilized chlorinating compound (calcium hypochlorite, for example). Such use may cause a fire or explosion.

Do not formulate with nitrogen-containing materials (ammonia, ammonium compounds, urea, etc.) or use in concentrated solutions or slurries. Such use may generate noxious, toxic and potentially explosive fumes.

PACE® tablets and sticks decompose at 221-249°C (430-480°F). Decomposition results in the liberation of heat and harmful gases.

In case of contamination or decomposition, do not reseal the container. If possible, isolate the container in an open and well ventilated area. Flood with large volumes of water.

Avoid contact with any burning material such as a lighted cigarette.

First Aid

If skin contact occurs, brush off excess chemical and flush skin with cold water for at least 15 minutes. If irritation persists, get medical attention.

If eye contact occurs, flush with cold water for at least 15 minutes. Get immediate medical attention.

If inhaled, remove person to fresh air. Get immediate medical attention.

If swallowed, feed large amount of milk and/or water and induce vomiting. Call a physician immediately.

Storage

Keep product dry by storing in a tightly closed container. Store in a cool, dry, well ventilated area. Store away from heat and open flame.

Spill and Leak Procedure

Wear a NIOSH/MSHA approved respirators for dust and chlorine gas. Follow OSHA regulations for respirator use. (See Chapter 29, Code of Federal Regulations, 1910.134). Wear goggles, coveralls and impervious gloves and boots. Shovel or sweep up and place in an approved DOT container. Isolate and do not seal. Flush residual with plenty of water. Wash all contaminated clothing before reuse.

Disposal

Pesticide wastes are acutely hazardous. Improper disposal of excess pesticide, spray mixture, or rinsate is a violation of Federal Law. If these wastes cannot be disposed of by use according to label instructions, contact your state Pesticide or Environmental Control Agency, or the Hazardous Waste representative at the nearest EPA Regional Office for guidance.

Triple rinse ^{container} then offer for recycling or reconditioning, or puncture and dispose of in a sanitary landfill, or incineration, or, if allowed by state and local authorities, by burning. If burned, stay out of smoke.

Technical Service

Technical service is available to facilitate further investigation or use of these products. If you have a specific question or need more information, please write or call your nearest Olin Sales Office.

This bulletin and the information contained herein are offered solely for your consideration, investigation and verification. No representations or warranties, express or implied, of merchantability or otherwise, are made or contained herein. Olin's responsibility for any claims arising in connection herewith shall in no event exceed the purchase price or fair market value of the material. User accepts full responsibility for compliance with all applicable Federal, state and local laws and regulations. Nothing contained herein shall be construed to constitute permission or a recommendation to practice any invention covered by a patent or a patent application or know-how owned by Olin Corporation or by others.

11/45

AVAILABLE CHLORINE LEVEL OF SOLUTION

Amount of PACE® Tablet/Stick Added	<u>100ppm</u>	<u>300ppm</u>	<u>500ppm</u>	<u>1000ppm</u>
1/2 oz*	34 gal	11 gal	6.8 gal	3.4 gal
1 oz	68 gal	22 gal	13.6 gal	6.8 gal
7 oz**	476 gal	154 gal	95 gal	47.6 gal
8 oz***	544 gal	176 gal	109	54.4 gal

* Weight of 1 PACE® Tablet

** Weight of 1 PACE® Giant Tablet

*** Weight of 1 PACE® Stick

KEEP OUT OF REACH OF CHILDREN

DANGER!

SEE PRINCIPAL LABEL FOR COMPLETE PRECAUTIONARY INFORMATION
AND STORAGE AND HANDLING INSTRUCTIONS

All applicable directions, restrictions, and precautions on the
EPA principal registered label are to be followed.

OLIN CHEMICALS

Consumer Products.Olin Corporation
120 Long Ridge Road
Stamford, Connecticut 06904

13/45

PACE® Concentrated pool Chlorinating Sticks EPA Reg. #1258-853
 PACE® Concentrated pool Chlorinating Giant Tablets EPA Reg. #1258-922
 PACE® Concentrated pool Chlorinating Tablets EPA Reg. #1258-905
 (Contains 99% Trichloro-s-triazinetriene)

PACE® tablets and sticks are effective sanitizing agents. They are registered with EPA and accepted by USDA for the application described in this brochure.

PACE® tablets and sticks are convenient to use and handle. They are slow dissolving and thus require no complex extensive metering equipment or large storage tanks. Their rate of dissolution can be regulated by varying the water temperature or, the free available chlorine level in a solution can be raised by the addition of more dry chlorinator.

PACE® tablets and sticks are registered with EPA for a variety of industrial applications and are authorized by USDA for use in Federally inspected meat, poultry, rabbit and egg plants to sanitize surfaces (and to clean, destain and sanitize eggs). For specific use information, contact Olin for information.

Table 1
Chemical Description

PACE® (Tablets & Sticks)
 Trichloro-s-triazinetriene. (Also known as trichloroisocyanuric acid)
 Empirical formula: $(C_1NCO)_3$
 Structure:

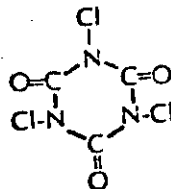


Table 2
Typical Properties and Chemical Analysis

Appearance	White, crystalline
Odor	Mild chlorine
Available Chlorine (%)	
Typical value	90
Minimum value	89
Moisture (%)	
Typical value	0.2
Maximum value	0.5
Solubility @ 25°C	
(g/100 ml H ₂ O)	1.2
pH, 1% solution	3

Food Processing and Canning Plants

PACE® tablets or sticks are sanitizers recommended for all types of nonporous equipment used in the handling of food products. Spray or rinse a solution containing 100ppm available chlorine (see attached chart) to sanitize previously cleaned processing and packaging equipment. Allow adequate draining before contact with food.

ACCEPTED
1258-922

APR 1984

Methods of Application for Solutions

All sanitizing solutions should be freshly prepared. Solutions should be tested during use to make sure the concentration does not drop below the recommended level. Keep in properly labeled containers to protect against contamination. Unused solutions should be discarded. All metal surfaces should be rinsed with water to avoid corrosion.

Spray Methods of Sanitizing Equipment

The spray (or fog) method is generally used to sanitize large, non-porous surfaces that have already been freed of physical soil.

Prepare a solution containing 100 ppm available chlorine. If possible, use pressure spraying or fogging equipment designed to resist chlorine-containing solutions (e.g., rubber-coated, plastic or stainless steel). When using any other kind of spraying equipment, be sure to empty and rinse thoroughly with fresh water immediately after treatment.

Apply spray or fog heavily to all surfaces the product will touch. All treated surfaces, corners and turns should be thoroughly sprayed. Allow excess solution to drain off thoroughly, then place in service.

General Rinse Method

Solutions containing 100 ppm available chlorine will sanitize plant floors, walls and ceilings, and also control odors in refrigerated areas and drain platforms.

Flush or swab surfaces generously with the solution. After two minutes, hose or rinse metal surfaces with fresh water to avoid corrosion problems.

15/45

Handling

PACE® tablets and sticks are strong oxidizing agents. Use only clean, dry utensils when handling. Contamination with foreign material such as moisture, dirt, organic matter or other chemicals (including pool chemicals) may start a chemical reaction. This could result in the generation of heat, liberation of hazardous gases and possible fire or explosion.

PACE® tablets and sticks can cause burns to eyes, skin, mucous membranes, respiratory tract, gastrointestinal tract and may be fatal if swallowed. Do not get into eyes, on skin or on clothing. Use with adequate ventilation. Do not breathe dust. Do not handle with bare hands. Wear goggles, coveralls and impervious gloves and boots when handling. Remove contaminated clothing and wash before reuse.

Do not use PACE® tablets or sticks in any chlorinating device which has been used with any inorganic or unstabilized chlorinating compound (calcium hypochlorite, for example). Such use may cause a fire or explosion.

Do not formulate with nitrogen-containing materials (ammonia, ammonium compounds, urea, etc.) or use in concentrated solutions or slurries. Such use may generate noxious, toxic and potentially explosive fumes.

PACE® tablets and sticks decompose at 221-249°C (430-480°F). Decomposition results in the liberation of heat and harmful gases.

In case of contamination or decomposition, do not reseal the container. If possible, isolate the container in an open and well ventilated area. Flood with large volumes of water.

Avoid contact with any burning material such as a lighted cigarette.

First Aid

If skin contact occurs, brush off excess chemical and flush skin with cold water for at least 15 minutes. If irritation persists, get medical attention.

If eye contact occurs, flush with cold water for at least 15 minutes. Get immediate medical attention.

If inhaled, remove person to fresh air. Get immediate medical attention.

If swallowed, feed large amounts of milk or water and induce vomiting. Call a physician immediately.

Storage

Keep product dry by storing in a tightly closed container. Store in a cool, dry, well ventilated area. Store away from heat and open flame.

Spill and Leak Procedure

Wear a NIOSH/MSHA approved dust respirator. Follow OSHA regulations for respirator use. (See Chapter 29, Code of Federal Regulations, 1910.134). Wear goggles, coveralls and impervious gloves and boots. Shovel or sweep up and place in an approved DOT container. Isolate and do not seal. Flush residual with plenty of water. Wash all contaminated clothing before reuse.

Disposal

"Pesticide wastes are acutely hazardous. Improper disposal of excess pesticide, spray mixture, or rinsate is a violation of Federal Law. If these wastes cannot be disposed of by use according to label instructions, contact your State Pesticide or Environmental Control Agency, or the Hazardous Waste representative at the nearest EPA Regional Office for guidance."

Triple rinse ^{CONTAINER} then offer for recycling or reconditioning, or puncture and dispose of in a sanitary landfill, or incineration, or, if allowed by state and local authorities, by burning. If burned, stay out of smoke.

Technical Service

Technical service is available to facilitate further investigation or use of these products. If you have a specific question or need more information, please write or call your nearest Olin Sales Office.

This bulletin and the information contained herein are offered solely for your consideration, investigation and verification. No representations or warranties, express or implied, of merchantability or otherwise, are made or contained herein. Olin's responsibility for any claims arising in connection herewith shall in no event exceed the purchase price or fair market value of the material. User accepts full responsibility for compliance with all applicable Federal, state and local laws and regulations. Nothing contained herein shall be construed to constitute permission or a recommendation to practice any invention covered by a patent or a patent application or know-how owned by Olin Corporation or by others.

17/45

AVAILABLE CHLORINE LEVEL OF SOLUTION

Amount, of PACE® Tablet/Stick Added	<u>100ppm</u>	<u>300ppm</u>	<u>500ppm</u>	<u>1000ppm</u>
1/2 oz*	34 gal	11 gal	6.8 gal	3.4 gal
1 oz	68 gal	22 gal	13.6 gal	6.8 gal
7 oz**	476 gal	154 gal	95 gal	47.6 gal
8 oz***	544 gal	176 gal	109	54.4 gal

* Weight of 1 PACE® Tablet

** Weight of 1 PACE® Giant Tablet

*** Weight of 1 PACE® Stick

18/45

KEEP OUT OF REACH OF CHILDREN

DANGER!

SEE PRINCIPAL LABEL FOR COMPLETE PRECAUTIONARY INFORMATION
AND STORAGE AND HANDLING INSTRUCTIONS

All applicable directions, restrictions, and precautions on the
EPA principal registered label are to be followed.

OLIN CHEMICALS

Consumer Products.Olin Corporation
120 Long Ridge Road
Stamford, Connecticut 06904

19/45

PACE® Concentrated Pool Chlorinating Sticks EPA Reg. #1258-853
 PACE® Concentrated Pool Chlorinating Giant Tablets EPA Reg. #1258-922
 PACE® Concentrated Pool Chlorinating Tablets EPA Reg. #1258-905
 (Contains 99% Trichloro-s-triazinetriene)

PACE® tablets and sticks are effective sanitizing agents. They are registered with EPA for the application described in this brochure.

PACE® tablets and sticks are convenient to use and handle. They are slow dissolving and thus require no complex extensive metering equipment or large storage tanks. Their rate of dissolution can be regulated by varying the water temperature or, the free available chlorine level in a solution can be raised by the addition of more dry chlorinator.

PACE® tablets and sticks are registered with EPA for a variety of industrial applications.

For specific use information, contact Olin for information.

Table 1
Chemical Description

PACE® (Tablets & Sticks)
 Trichloro-s-triazinetriene. (Also known as trichloroisocyanuric acid)
 Empirical formula: $(C_3N_3O_3Cl)_3$
 Structure:

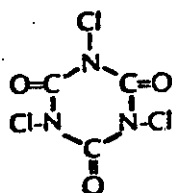



Table 2
Typical Properties and Chemical Analysis

Appearance	White, crystalline
Odor	Mild chlorine
Available Chlorine (%)	
Typical Value	90
Minimum Value	89
Moisture (%)	
Typical Value	0.2
Maximum Value	0.5
Solubility @ 25°C	
(g/100 ml H ₂ O)	1.2
pH, 1% solution	3

PACE® tablets and sticks are sanitizers recommended for all types of nonporous equipment and utensils used in the production and bottling of beverages. Use a solution containing 100ppm available chlorine (see attached chart) to sanitize previously cleaned processing and packaging equipment. Allow adequate draining before contact with beverages. For controlling the growth of bacteria in brewery pasteurizers, badly fouled systems should be cleaned prior to initiating treatment. When the system is just noticeably fouled, add 6 to 8 oz. of PACE® tablets or sticks per 10,000 gallons of water contained in the system. Repeat this dosage if necessary until a free available chlorine level (FAC) of 0.5 - 1.0 ppm is obtained (as determined by use of a reliable test kit). Maintenance Dosage - To maintain a FAC of 0.5 - 1.0 ppm, add 0.8 - 1.6 ounces of PACE® tablets or sticks per 10,000 gallons of water, daily or as needed. They should be added to the system at a point where adequate flow is maintained.

Methods of Application for Solutions

All sanitizing solutions should be freshly prepared. Solutions should be tested during use to make sure the concentration does not drop below the recommended level. Keep in properly labeled containers to protect against contamination. Unused solutions should be discarded. All metal surfaces should be rinsed with water to avoid corrosion.

Clean-In-Place Method of Sanitizing Equipment

This method is commonly used to sanitize closed systems. It is also appropriate for sanitizing weigh tanks, coolers, short-time pasteurizers, pumps, fillers, sanitary piping and fittings, and bottle and can fillers.

First, clean all equipment thoroughly, immediately after use. Then place back in operating position.

Prepare a solution containing 100 ppm available chlorine in a volume sufficient to fill the equipment. Allow a 10% excess for waste.

Pump the solution through the system until it is filled and all air excluded. Close final drain valves and hold under pressure for two minutes to insure proper contact with all surfaces. Then drain the solution and flush with potable water.

Spray Methods of Sanitizing Equipment

The spray (or fog) method is generally used to sanitize large, non-porous surfaces that have already been freed of physical soil. It is appropriate for batch pasteurizers, holding tanks, weigh tanks, tank trucks and cars, vats, tile walls, ceilings and floors.

Prepare a solution containing 100 ppm available chlorine. If possible, use pressure spraying or fogging equipment designed to resist chlorine-containing solutions (e.g., rubber-coated, plastic or stainless steel). When using any other kind of spraying equipment, be sure to empty and rinse thoroughly with fresh water immediately after treatment.

Apply spray or fog heavily to all surfaces the product will touch. All treated surfaces, corners and turns should be thoroughly sprayed. Allow excess solution to drain off thoroughly, then place in service.

General Rinse Method

Solutions containing 100 ppm available chlorine will sanitize plant floors, walls and ceilings, and also control odors in refrigerated areas and drain platforms.

Flush or swab surfaces generously with the solution. After two minutes, hose or rinse metal surfaces with fresh water to avoid corrosion problems.

Handling

PACE® tablets and sticks are strong oxidizing agents. Use only clean, dry utensils when handling. Contamination with foreign material such as moisture, dirt, organic matter or other chemicals (including pool chemicals) may start a chemical reaction. This could result in the generation of heat, liberation of hazardous gases and possible fire or explosion.

PACE® tablets and sticks can cause burns to eyes, skin, mucous membranes, respiratory tract, gastrointestinal tract and may be fatal if swallowed. Do not get into eyes, on skin or on clothing. Use with adequate ventilation. Do not breathe dust. Do not handle with bare hands. Wear goggles, coveralls and impervious gloves and boots when handling. Remove contaminated clothing and wash before reuse.

Do not use PACE® tablets or sticks in any chlorinating device which has been used with any inorganic or unstabilized chlorinating compound (calcium hypochlorite, for example). Such use may cause a fire or explosion.

Do not formulate with nitrogen-containing materials (ammonia, ammonium compounds, urea, etc.) or use in concentrated solutions or slurries. Such use may generate noxious, toxic and potentially explosive fumes.

PACE® tablets and sticks decompose at 221-249°C (430-480°F). Decomposition results in the liberation of heat and harmful gases.

In case of contamination or decomposition, do not reseal the container. If possible, isolate the container in an open and well ventilated area. Flood with large volumes of water.

Avoid contact with any burning material such as a lighted cigarette.

First Aid

22/45

If skin contact occurs, brush off excess chemical and flush skin with cold water for at least 15 minutes. If irritation persists, get medical attention.

If eye contact occurs, flush with cold water for at least 15 minutes. Get immediate medical attention.

If inhaled, remove person to fresh air. Get immediate medical attention.

If swallowed, feed large amount of milk and/or water and induce vomiting. Call a physician immediately.

Storage

Keep product dry by storing in a tightly closed container. Store in a cool, dry, well ventilated area. Store away from heat and open flame.

Spill and Leak Procedure

Wear a NIOSH/MSHA approved respirators for dust and chlorine gas. Follow OSHA regulations for respirator use. (See Chapter 29, Code of Federal Regulations, 1910.134). Wear goggles, coveralls and impervious gloves and boots. Shovel or sweep up and place in an approved DOT container. Isolate and do not seal. Flush residual with plenty of water. Wash all contaminated clothing before reuse.

Disposal

Pesticide wastes are acutely hazardous. Improper disposal of excess pesticide, spray mixture, or rinsate is a violation of Federal Law. If these wastes cannot be disposed of by use according to label instructions, contact your state Pesticide or Environmental Control Agency, or the Hazardous Waste representative at the nearest EPA Regional Office for guidance.

Triple rinse^{container} then offer for recycling or reconditioning, or puncture and dispose of in a sanitary landfill, or incineration, or, if allowed by state and local authorities, by burning. If burned, stay out of smoke.

Technical Service

Technical service is available to facilitate further investigation or use of these products. If you have a specific question or need more information, please write or call your nearest Olin Sales Office.

This bulletin and the information contained herein are offered solely for your consideration, investigation and verification. No representations or warranties, express or implied, of merchantability or otherwise, are made or contained herein. Olin's responsibility for any claims arising in connection herewith shall in no event exceed the purchase price or fair market value of the material. User accepts full responsibility for compliance with all applicable Federal, state and local laws and regulations. Nothing contained herein shall be construed to constitute permission or a recommendation to practice any invention covered by a patent or a patent application or know-how owned by Olin Corporation or by others.

AD

AVAILABLE CHLORINE LEVEL OF SOLUTION

Amount of PACE® Tablet/Stick Added	<u>100ppm</u>	<u>300ppm</u>	<u>500ppm</u>	<u>1000ppm</u>
1/2 oz*	34 gal	11 gal	6.8 gal	3.4 gal
1 oz	68 gal	22 gal	13.6 gal	6.8 gal
7 oz**	476 gal	154 gal	95 gal	47.6 gal
8 oz***	544 gal	176 gal	109	54.4 gal

* Weight of 1 PACE® Tablet

** Weight of 1 PACE® Giant Tablet

*** Weight of 1 PACE® Stick

24/45

KEEP OUT OF REACH OF CHILDREN

DANGER!

SEE PRINCIPAL LABEL FOR COMPLETE PRECAUTIONARY INFORMATION
AND STORAGE AND HANDLING INSTRUCTIONS

All applicable directions, restrictions, and precautions on the
EPA principal registered label are to be followed.

OLIN CHEMICALS

Consumer Products.Olin Corporation
120 Long Ridge Road
Stamford, Connecticut 06904

PACE® Concentrated Pool Chlorinating Sticks	EPA Reg. #1258-853
PACE® Concentrated Pool Chlorinating Giant Tablets	EPA Reg. #1258-922
PACE® Concentrated Pool Chlorinating Tablets	EPA Reg. #1258-905
(Contains 99% Trichloro-s-triazinetriene)	

PACE® tablets and sticks are effective sanitizing agents. They are registered with EPA for the application described in this brochure.

PACE® tablets and sticks are convenient to use and handle. They are slow dissolving and thus require no complex extensive metering equipment or large storage tanks. Their rate of dissolution can be regulated by varying the water temperature or, the free available chlorine level in a solution can be raised by the addition of more dry chlorinator.

PACE® tablets and sticks are registered with EPA for a variety of industrial applications.

For specific use information, contact Olin for information.

Table 1
Chemical Description

PACE® (Tablets & Sticks)
Trichloro-s-triazinetriene. (Also known as trichloroisocyanuric acid)
Empirical formula: $(ClNCO)_3$
Structure:

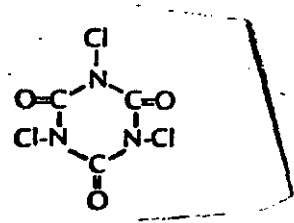



Table 2
Typical Properties and Chemical Analysis

Appearance	White, crystalline
Odor	Mild chlorine
Available Chlorine (%)	
Typical Value	90
Minimum Value	89
Moisture (%)	
Typical Value	0.2
Maximum Value	0.5
Solubility @ 25°C	
(g/100 ml H ₂ O)	1.2
pH, 1% solution	3

Fish Processing Plants

Scrub all surfaces thoroughly with a cleaning solution. A solution made from PACE® sticks or tablets containing 300-500ppm available chlorine (see attached chart) will sanitize all hard, non-porous surfaces (tile, formica, stainless steel). Use the rinse or spray method, and allow at least two minutes contact time. Rinse all surfaces with potable water before reuse.

Methods of Application for Solutions

All sanitizing solutions should be freshly prepared. Solutions should be tested during use to make sure the concentration does not drop below the recommended level. Keep in properly labeled containers to protect against contamination. Unused solutions should be discarded. All metal surfaces should be rinsed with water to avoid corrosion.

Spray Methods of Sanitizing Equipment

The spray (or fog) method is generally used to sanitize large, non-porous surfaces that have already been freed of physical soil.

Prepare a solution containing 300-500ppm available chlorine. If possible, use pressure spraying or fogging equipment designed to resist chlorine-containing solutions (e.g., rubber-coated, plastic or stainless steel). When using any other kind of spraying equipment, be sure to empty and rinse thoroughly with fresh water immediately after treatment.

Apply spray or fog heavily to all surfaces the product will touch. All treated surfaces, corners and turns should be thoroughly sprayed. *Allow at least two minute contact time. Rinse all surfaces with potable water before reuse.*

General Rinse Method

Solutions containing 300-500ppm available chlorine will sanitize plant floors, walls and ceilings, and also control odors in refrigerated areas and drain platforms.

Flush or swab surfaces generously with the solution. After two minutes, hose or rinse surfaces with fresh water.

27/45

Amount of PACE® Tablet/Stick Added	<u>100ppm</u>	<u>300ppm</u>	<u>500ppm</u>	<u>1000ppm</u>
1/2 oz*	34 gal	11 gal	6.8 gal	3.4 gal
1 oz	68 gal	22 gal	13.6 gal	6.8 gal
7 oz**	476 gal	154 gal	95 gal	47.6 gal
8 oz***	544 gal	176 gal	109	54.4 gal

* Weight of 1 PACE® Tablet

** Weight of 1 PACE® Giant Tablet

*** Weight of 1 PACE® Stick

Handling

PACE® tablets and sticks are strong oxidizing agents. Use only clean, dry utensils when handling. Contamination with foreign material such as moisture, dirt, organic matter or other chemicals (including pool chemicals) may start a chemical reaction. This could result in the generation of heat, liberation of hazardous gases and possible fire or explosion.

PACE® tablets and sticks can cause burns to eyes, skin, mucous membranes, respiratory tract, gastrointestinal tract and may be fatal if swallowed. Do not get into eyes, on skin or on clothing. Use with adequate ventilation. Do not breathe dust. Do not handle with bare hands. Wear goggles, coveralls and impervious gloves and boots when handling. Remove contaminated clothing and wash before reuse.

Do not use PACE® tablets or sticks in any chlorinating device which has been used with any inorganic or unstabilized chlorinating compound (calcium hypochlorite, for example). Such use may cause a fire or explosion.

Do not formulate with nitrogen-containing materials (ammonia, ammonium compounds, urea, etc.) or use in concentrated solutions or slurries. Such use may generate noxious, toxic and potentially explosive fumes.

APR 18 1984

PACE® tablets and sticks decompose at 221-249°C (430-480°F). Decomposition results in the liberation of heat and harmful gases.

In case of contamination or decomposition, do not reseal the container. If possible, isolate the container in an open and well ventilated area. Flood with large volumes of water.

Do not use burning material such as a lighted cigarette.

First Aid

If skin contact occurs, brush off excess chemical and flush skin with cold water for at least 15 minutes. If irritation persists, get medical attention.

If eye contact occurs, flush with cold water for at least 15 minutes. Get immediate medical attention.

If inhaled, remove person to fresh air. Get immediate medical attention.

If swallowed, feed large amount of milk and/or water and induce vomiting. Call a physician immediately.

Storage

Keep product dry by storing in a tightly closed container. Store in a cool, dry, well ventilated area. Store away from heat and open flame.

Spill and Leak Procedure

Wear a NIOSH/MSHA approved respirators for dust and chlorine gas. Follow OSHA regulations for respirator use. (See Chapter 29, Code of Federal Regulations, 1910.134). Wear goggles, coveralls and impervious gloves and boots. Shovel or sweep up and place in an approved DOT container. Isolate and do not seal. Flush residual with plenty of water. Wash all contaminated clothing before reuse.

Disposal

Pesticide wastes are acutely hazardous. Improper disposal of excess pesticide, spray mixture, or rinsate is a violation of Federal Law. If these wastes cannot be disposed of by use according to label instructions, contact your state pesticide or Environmental Control Agency, or the Hazardous Waste representative at the nearest EPA Regional Office for guidance.

Triple rinse^{container}, then offer for recycling or reconditioning, or puncture and dispose of in a sanitary landfill, or incineration, or, if allowed by state and local authorities, by burning. If burned, stay out of smoke.

Technical Service

Technical service is available to facilitate further investigation or use of these products. If you have a specific question or need more information, please write or call your nearest Olin Sales Office.

This bulletin and the information contained herein are offered solely for your consideration, investigation and verification. No representations or warranties, express or implied, of merchantability or otherwise, are made or contained herein. Olin's responsibility for any claims arising in connection herewith shall in no event exceed the purchase price or fair market value of the material. User accepts full responsibility for compliance with all applicable Federal, state and local laws and regulations. Nothing contained herein shall be construed to constitute permission or a recommendation to practice any invention covered by a patent or a patent application or know-how owned by Olin Corporation or by others.

29/45

KEEP OUT OF REACH OF CHILDREN

DANGER!

SEE PRINCIPAL LABEL FOR COMPLETE PRECAUTIONARY INFORMATION
AND STORAGE AND HANDLING INSTRUCTIONS

All applicable directions, restrictions, and precautions on the
EPA principal registered label are to be followed.

OLIN CHEMICALS

Consumer Products.Olin Corporation
120 Long Ridge Road
Stamford, Connecticut 06904

PACE® Tablets and Sticks for Industrial Use
For Restaurant and Institutional Dining Utensils

PACE® Concentrated Pool Chlorinating Sticks	EPA Reg. #1258-853
PACE® Concentrated Pool Chlorinating Giant Tablets	EPA Reg. #1258-922
PACE® Concentrated Pool Chlorinating Tablets	EPA Reg. #1258-905
(Contains 99% Trichloro-s-triazinetriene)	

PACE® tablets and sticks are effective sanitizing agents. They are registered with EPA for the application described in this brochure.

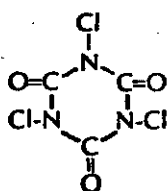
PACE® tablets and sticks are convenient to use and handle. They are slow dissolving and thus require no complex extensive metering equipment or large storage tanks. Their rate of dissolution can be regulated by varying the water temperature or, the free available chlorine level in a solution can be raised by the addition of more dry chlorinator.

PACE® tablets and sticks are registered with EPA for a variety of industrial applications.

For specific use information, contact Olin for information.

Table 1
Chemical Description

PACE® (Tablets & Sticks)
 Trichloro-s-triazinetriene. (Also known as trichloroisocyanuric acid)
 Empirical formula: $(ClNCO)_3$
 Structure:



1258-922
 APR 1 1964
 U.S. PATENT OFFICE
 DIVISION OF PATENT RECORDS

Table 2
Typical Properties and Chemical Analysis

Appearance	White, crystalline
Odor	Mild chlorine
Available Chlorine (%)	
Typical Value	90
Minimum Value	89
Moisture (%)	
Typical Value	0.2
Maximum Value	0.5
Solubility @ 25°C	
(g/100 ml H ₂ O)	1.2
pH, 1% solution	3

AF-7
 1884

Restaurant and Institutional Dining Utensils

31/45

To sanitize glasses, dishes, mugs, knives, trays, food utensils and equipment use the following procedure: Scrape and then prewash with detergent or compatible cleaner. Rinse in potable water. Sanitize in a solution containing 100ppm available chlorine (see attached chart). Immerse all utensils for at least two minutes, or time specified by governing code. When solutions of PACE® are used on food-contact processing equipment and utensils, or on other food contact articles, FDA regulations prescribe adequate draining before contact with food.

Methods of Application for Solutions

All sanitizing solutions should be freshly prepared. Solutions should be tested during use to make sure the concentration does not drop below the recommended level. Keep in properly labeled containers to protect against contamination. Unused solutions should be discarded. All metal surfaces should be rinsed with water to avoid corrosion.

General Rinse Method

Solutions containing 100 ppm available chlorine will sanitize floors, walls and ceilings, and also control odors in refrigerated areas.

Flush or swab surfaces generously with the solution. After two minutes, hose or rinse metal surfaces with fresh water to avoid corrosion problems.

Handling

PACE® tablets and sticks are strong oxidizing agents. Use only clean, dry utensils when handling. Contamination with foreign material such as moisture, dirt, organic matter or other chemicals (including pool chemicals) may start a chemical reaction. This could result in the generation of heat, liberation of hazardous gases and possible fire or explosion.

PACE® tablets and sticks can cause burns to eyes, skin, mucous membranes, respiratory tract, gastrointestinal tract and may be fatal if swallowed. Do not get into eyes, on skin or on clothing. Use with adequate ventilation. Do not breathe dust. Do not handle with bare hands. Wear goggles, coveralls and impervious gloves and boots when handling. Remove contaminated clothing and wash before reuse.

Do not use PACE® tablets or sticks in any chlorinating device which has been used with any inorganic or unstabilized chlorinating compound (calcium hypochlorite, for example). Such use may cause a fire or explosion.

Do not formulate with nitrogen-containing materials (ammonia, ammonium compounds, urea, etc.) or use in concentrated solutions or slurries. Such use may generate noxious, toxic and potentially explosive fumes.

PACE® tablets and sticks decompose at 221-249°C (430-480°F). Decomposition results in the liberation of heat and harmful gases.

In case of contamination or decomposition, do not reseal the container. If possible, isolate the container in an open and well ventilated area. Flood with large volumes of water.

Avoid contact with any burning material such as a lighted cigarette.

First Aid

If skin contact occurs, brush off excess chemical and flush skin with cold water for at least 15 minutes. If irritation persists, get medical attention.

If eye contact occurs, flush with cold water for at least 15 minutes. Get immediate medical attention.

If inhaled, remove person to fresh air. Get immediate medical attention.

If swallowed, feed large amount of milk and/or water and induce vomiting. Call a physician immediately.

Storage

Keep product dry by storing in a tightly closed container. Store in a cool, dry, well ventilated area. Store away from heat and open flame.

Spill and Leak Procedure

Wear a NIOSH/MSHA approved respirators for dust and chlorine gas. Follow OSHA regulations for respirator use. (See Chapter 29, Code of Federal Regulations, 1910.134). Wear goggles, coveralls and impervious gloves and boots. Shovel or sweep up and place in an approved DOT container. Isolate and do not seal. Flush residual with plenty of water. Wash all contaminated clothing before reuse.

Disposal

Pesticide wastes are acutely hazardous. Improper disposal of excess pesticide, spray mixture, or rinsate is a violation of Federal Law. If these wastes cannot be disposed of by use according to label instructions, contact your state pesticide or Environmental Control Agency, or the Hazardous Waste representative at the nearest EPA Regional Office for guidance.

CONTAINER

Triple rinse^A then offer for recycling or reconditioning, or puncture and dispose of in a sanitary landfill, or incineration, or, if allowed by state and local authorities, by burning. If burned, stay out of smoke.

Technical Service

Technical service is available to facilitate further investigation or use of these products. If you have a specific question or need more information, please write or call your nearest Olin Sales Office.

This bulletin and the information contained herein are offered solely for your consideration, investigation and verification. No representations or warranties, express or implied, of merchantability or otherwise, are made or contained herein. Olin's responsibility for any claims arising in connection herewith shall in no event exceed the purchase price or fair market value of the material. User accepts full responsibility for compliance with all applicable Federal, state and local laws and regulations. Nothing contained herein shall be construed to constitute permission or a recommendation to practice any invention covered by a patent or a patent application or know-how owned by Olin Corporation or by others.

AVAILABLE CHLORINE LEVEL OF SOLUTION

Amount of PACE® Tablet/Stick Added	<u>100ppm</u>	<u>300ppm</u>	<u>500ppm</u>	<u>1000ppm</u>
1/2 oz*	34 gal	11 gal	6.8 gal	3.4 gal
1 oz	68 gal	22 gal	13.6 gal	6.8 gal
7 oz**	476 gal	154 gal	95 gal	47.6 gal
8 oz***	544 gal	176 gal	109	54.4 gal

* Weight of 1 PACE® Tablet

** Weight of 1 PACE® Giant Tablet

*** Weight of 1 PACE® Stick

KEEP OUT OF REACH OF CHILDREN

DANGER!

SEE PRINCIPAL LABEL FOR COMPLETE PRECAUTIONARY INFORMATION
AND STORAGE AND HANDLING INSTRUCTIONS

All applicable directions, restrictions, and precautions on the
EPA principal registered label are to be followed.

OLIN CHEMICALS

Consumer Products.Olin Corporation
120 Long Ridge Road
Stamford, Connecticut 06904

PACE® Tablets and Sticks for Industrial Use
For Meat and Poultry Processing Plants

35/15

PACE® Concentrated Pool Chlorinating Sticks	EPA Reg. #1258-853
PACE® Concentrated Pool Chlorinating Giant Tablets	EPA Reg. #1258-922
PACE® Concentrated Pool Chlorinating Tablets	EPA Reg. #1258-905

(Contains 99% Trichloro-s-triazinetriene)

PACE® tablets and sticks are effective sanitizing agents. They are registered with EPA and accepted by USDA for the application described in this brochure.

PACE® tablets and sticks are convenient to use and handle. They are slow dissolving and thus require no complex extensive metering equipment or large storage tanks. Their rate of dissolution can be regulated by varying the water temperature or, the free available chlorine level in a solution can be raised by the addition of more dry chlorinator.

PACE® tablets and sticks are registered with EPA for a variety of industrial applications and are authorized by USDA for use in Federally inspected meat, poultry, rabbit and egg plants to sanitize surfaces (and to clean, destain and sanitize eggs). For specific use information, contact Olin for information.

Table 1
Chemical Description

PACE® (Tablets & Sticks)

Trichloro-s-triazinetriene. (Also known as trichloroisocyanuric acid)

Empirical formula: $(\text{ClNCO})_3$

Structure:

1258-922

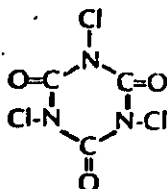


Table 2
Typical Properties and Chemical Analysis

Appearance	White, crystalline
Odor	Mild chlorine
Available Chlorine (%)	
Typical Value	90
Minimum Value	89
Moisture (%)	
Typical Value	0.2
Maximum Value	0.5
Solubility @ 25°C	
(g/100 ml H ₂ O)	1.2
pH, 1% solution	3

Meat and Poultry Processing Plants

Solutions containing 100ppm available chlorine (see attached chart) will sanitize all equipment and utensils that come in contact with meat, thus helping to prevent contamination. Clean equipment and utensils thoroughly, removing all fat and grease. Spray or rinse with PACE® solution. Allow adequate draining before contact with food.

Methods of Application for Solutions

All sanitizing solutions should be freshly prepared. Solutions should be tested during use to make sure the concentration does not drop below the recommended level. Keep in properly labeled containers to protect against contamination. Unused solutions should be discarded. All metal surfaces should be rinsed with water to avoid corrosion.

Spray Methods of Sanitizing Equipment

The spray (or fog) method is generally used to sanitize large, non-porous surfaces that have already been freed of physical soil.

Prepare a solution containing 100 ppm available chlorine. If possible, use pressure spraying or fogging equipment designed to resist chlorine-containing solutions (e.g., rubber-coated, plastic or stainless steel). When using any other kind of spraying equipment, be sure to empty and rinse thoroughly with fresh water immediately after treatment.

Apply spray or fog heavily to all surfaces the product will touch. All treated surfaces, corners and turns should be thoroughly sprayed. Allow excess solution to drain off thoroughly, then place in service.

General Rinse Method

Solutions containing 100 ppm available chlorine will sanitize plant floors, walls and ceilings, and also control odors in refrigerated areas and drain platforms.

Flush or swab surfaces generously with the solution. After two minutes, hose or rinse metal surfaces with fresh water to avoid corrosion problems.

Handling

PACE® tablets and sticks are strong oxidizing agents. Use only clean, dry utensils when handling. Contamination with foreign material such as moisture, dirt, organic matter or other chemicals (including pool chemicals) may start a chemical reaction. This could result in the generation of heat, liberation of hazardous gases and possible fire or explosion.

PACE® tablets and sticks can cause burns to eyes, skin, mucous membranes, respiratory tract, gastrointestinal tract and may be fatal if swallowed. Do not get into eyes, on skin or on clothing. Use with adequate ventilation. Do not breathe dust. Do not handle with bare hands. Wear goggles, coveralls and impervious gloves and boots when handling. Remove contaminated clothing and wash before reuse.

Do not use PACE® tablets or sticks in any chlorinating device which has been used with any inorganic or unstabilized chlorinating compound (calcium hypochlorite, for example). Such use may cause a fire or explosion.

Do not formulate with nitrogen-containing materials (ammonia, ammonium compounds, urea, etc.) or use in concentrated solutions or slurries. Such use may generate noxious, toxic and potentially explosive fumes.

PACE® tablets and sticks decompose at 221-249°C (430-480°F). Decomposition results in the liberation of heat and harmful gases.

In case of contamination or decomposition, do not reseal the container. If possible, isolate the container in an open and well ventilated area. Flood with large volumes of water.

Avoid contact with any burning material such as a lighted cigarette.

First Aid

38/45

If skin contact occurs, brush off excess chemical and flush skin with cold water for at least 15 minutes. If irritation persists, get medical attention.

If eye contact occurs, flush with cold water for at least 15 minutes. Get immediate medical attention.

If inhaled, remove person to fresh air. Get immediate medical attention.

If swallowed, feed large amount of milk and/or water and induce vomiting. Call a physician immediately.

Storage

Keep product dry by storing in a tightly closed container. Store in a cool, dry, well ventilated area. Store away from heat and open flame.

Spill and Leak Procedure

Wear a NIOSH/MSHA approved respirators for dust and chlorine gas. Follow OSHA regulations for respirator use. (See Chapter 29, Code of Federal Regulations, 1910.134). Wear goggles, coveralls and impervious gloves and boots. Shovel or sweep up and place in an approved DOT container. Isolate and do not seal. Flush residual with plenty of water. Wash all contaminated clothing before reuse.

Disposal

pesticide wastes are acutely hazardous. Improper disposal of excess pesticide, spray mixture, or rinsate is a violation of Federal Law. If these wastes cannot be disposed of by use according to label instructions, contact your state Pesticide or Environmental Control Agency, or the Hazardous Waste representative at the nearest EPA Regional Office for guidance.

Triple rinse^{CONTAINER} then offer for recycling or reconditioning, or puncture and dispose of in a sanitary landfill, or incineration, or, if allowed by state and local authorities, by burning. If burned, stay out of smoke.

Technical Service

Technical service is available to facilitate further investigation or use of these products. If you have a specific question or need more information, please write or call your nearest Olin Sales Office.

This bulletin and the information contained herein are offered solely for your consideration, investigation and verification. No representations or warranties, express or implied, of merchantability or otherwise, are made or contained herein. Olin's responsibility for any claims arising in connection herewith shall in no event exceed the purchase price or fair market value of the material. User accepts full responsibility for compliance with all applicable Federal, state and local laws and regulations. Nothing contained herein shall be construed to constitute permission or a recommendation to practice any invention covered by a patent or a patent application or know-how owned by Olin Corporation or by others.

AVAILABLE CHLORINE LEVEL OF SOLUTION

Amount of PACE® Tablet/Stick Added	<u>100ppm</u>	<u>300ppm</u>	<u>500ppm</u>	<u>1000ppm</u>
1/2 oz*	34 gal	11 gal	6.8 gal	3.4 gal
1 oz	68 gal	22 gal	13.6 gal	6.8 gal
7 oz**	476 gal	154 gal	95 gal	47.6 gal
8 oz***	544 gal	176 gal	109	54.4 gal

* Weight of 1 PACE® Tablet

** Weight of 1 PACE® Giant Tablet

*** Weight of 1 PACE® Stick

KEEP OUT OF REACH OF CHILDREN

DANGER!

SEE PRINCIPAL LABEL FOR COMPLETE PRECAUTIONARY INFORMATION
AND STORAGE AND HANDLING INSTRUCTIONS

All applicable directions, restrictions, and precautions on the
EPA principal registered label are to be followed.

OLIN CHEMICALS

Consumer Products.Olin Corporation
120 Long Ridge Road
Stamford, Connecticut 06904

41/45

PACE® Tablets and Sticks for Industrial Use
For poultry Houses

PACE® Concentrated Pool Chlorinating Sticks	EPA Reg. #1258-853
PACE® Concentrated Pool Chlorinating Giant Tablets	EPA Reg. #1258-922
PACE® Concentrated Pool Chlorinating Tablets	EPA Reg. #1258-905

(Contains 99% Trichloro-s-triazinetriene)

PACE® tablets and sticks are effective sanitizing agents. They are registered with EPA for the application described in this brochure.

PACE® tablets and sticks are convenient to use and handle. They are slow dissolving and thus require no complex extensive metering equipment or large storage tanks. Their rate of dissolution can be regulated by varying the water temperature or, the free available chlorine level in a solution can be raised by the addition of more dry chlorinator.

PACE® tablets and sticks are registered with EPA for a variety of industrial applications.

For specific use information, contact Olin for information.

Table 1
Chemical Description

PACE® (Tablets & Sticks)

Trichloro-s-triazinetriene. (Also known as trichloroisocyanuric acid)

Empirical formula: $(\text{ClNCO})_3$

Structure:

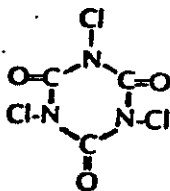


Table 2
Typical Properties and Chemical Analysis

Appearance	White, crystalline
Odor	Mild chlorine
Available Chlorine (%)	
Typical value	90
Minimum value	89
Moisture (%)	
Typical value	0.2
Maximum value	0.5
Solubility @ 25°C	
(g/100 ml H ₂ O)	1.2
pH, 1% solution	3

Poultry House Disinfection

42/45

1. Remove all poultry and feed from premises, trucks, coops, and crates.
2. Remove all litter and droppings from floors, walls and surfaces of facilities occupied or traversed by poultry.
3. Empty all troughs, racks and other feeding and watering appliances.
4. Thoroughly clean all surfaces with soap or detergent and rinse with water.
5. Saturate surfaces with a solution containing 1000 ppm available chlorine (see attached chart) for a period of 10 minutes.
6. Ventilate buildings, coops and other closed spaces. Do not house poultry or equipment until treatment has been absorbed, set or dried.
7. Thoroughly scrub treated feed racks, troughs, automatic feeders, fountains and waterers with soap or detergent and rinse with potable water before re-use.

All sanitizing solutions should be freshly prepared. Solutions should be tested during use to make sure the concentration does not drop below the recommended level. Keep in properly labeled containers to protect against contamination. Unused solutions should be discarded. All metal surfaces should be rinsed with water to avoid corrosion.

AVAILABLE CHLORINE LEVEL OF SOLUTION

Amount of PACE® Tablet/Stick Added	<u>100ppm</u>	<u>300ppm</u>	<u>500ppm</u>	<u>1000ppm</u>
1/2 oz*	34 gal	11 gal	6.8 gal	3.4 gal
1 oz	68 gal	22 gal	13.6 gal	6.8 gal
7 oz**	476 gal	154 gal	95 gal	47.6 gal
8 oz***	544 gal	176 gal	109	54.4 gal

* Weight of 1 PACE® Tablet

** Weight of 1 PACE® Giant Tablet

*** Weight of 1 PACE® Stick

Handling

PACE® tablets and sticks are strong oxidizing agents. Use only clean, dry utensils when handling. Contamination with foreign material such as moisture, dirt, organic matter or other chemicals (including pool chemicals) may start a chemical reaction. This could result in the generation of heat, liberation of hazardous gases and possible fire or explosion.

PACE® tablets and sticks can cause burns to eyes, skin, mucous membranes, respiratory tract, gastrointestinal tract and may be fatal if swallowed. Do not get into eyes, on skin or on clothing. Use with adequate ventilation. Do not breathe dust. Do not handle with bare hands. Wear goggles, coveralls and impervious gloves and boots when handling. Remove contaminated clothing and wash before reuse.

Do not use PACE® tablets or sticks in any chlorinating device which has been used with any inorganic or unstabilized chlorinating compound (calcium hypochlorite, for example). Such use may cause a fire or explosion.

Do not formulate with nitrogen-containing materials (ammonia, ammonium compounds, urea, etc.) or use in concentrated solutions or slurries. Such use may generate noxious, toxic and potentially explosive fumes.

PACE® tablets and sticks decompose at 221-249°C (430-480°F). Decomposition results in the liberation of heat and harmful gases.

In case of contamination or decomposition, do not reseal the container. If possible, isolate the container in an open and well ventilated area. Flood with large volumes of water.

Avoid contact with any burning material such as a lighted cigarette.

First Aid

If skin contact occurs, brush off excess chemical and flush skin with cold water for at least 15 minutes. If irritation persists, get medical attention.

If eye contact occurs, flush with cold water for at least 15 minutes. Get immediate medical attention.

If inhaled, remove person to fresh air. Get immediate medical attention.

If swallowed, feed large amount of milk and/or water and induce vomiting. Call a physician immediately.

Storage

Keep product dry by storing in a tightly closed container. Store in a cool, dry, well ventilated area. Store away from heat and open flame.

Spill and Leak Procedure

Wear a NIOSH/MSHA approved respirators for dust and chlorine gas. Follow OSHA regulations for respirator use. (See Chapter 29, Code of Federal Regulations, 1910.134). Wear goggles, coveralls and impervious gloves and boots. Shovel or sweep up and place in an approved DOT container. Isolate and do not seal. Flush residual with plenty of water. Wash all contaminated clothing before reuse.

Disposal

Pesticide wastes are acutely hazardous. Improper disposal of excess pesticide, spray mixture, or rinsate is a violation of Federal Law. If these wastes cannot be disposed of by use according to label instructions, contact your state pesticide or Environmental Control Agency, or the Hazardous Waste representative at the nearest EPA Regional Office for guidance.

Triple rinse ^{container} Then offer for recycling or reconditioning, or puncture and dispose of in a sanitary landfill, or incineration, or, if allowed by state and local authorities, by burning. If burned, stay out of smoke.

Technical Service

Technical service is available to facilitate further investigation or use of these products. If you have a specific question or need more information, please write or call your nearest Olin Sales Office.

This bulletin and the information contained herein are offered solely for your consideration, investigation and verification. No representations or warranties, express or implied, of merchantability or otherwise, are made or contained herein. Olin's responsibility for any claims arising in connection herewith shall in no event exceed the purchase price or fair market value of the material. User accepts full responsibility for compliance with all applicable Federal, state and local laws and regulations. Nothing contained herein shall be construed to constitute permission or a recommendation to practice any invention covered by a patent or a patent application or know-how owned by Olin Corporation or by others.

KEEP OUT OF REACH OF CHILDREN

DANGER!

SEE PRINCIPAL LABEL FOR COMPLETE PRECAUTIONARY INFORMATION
AND STORAGE AND HANDLING INSTRUCTIONS

All applicable directions, restrictions, and precautions on the
EPA principal registered label are to be followed.

OLIN CHEMICALS

Consumer Products.Olin Corporation
120 Long Ridge Road
Stamford, Connecticut 06904