

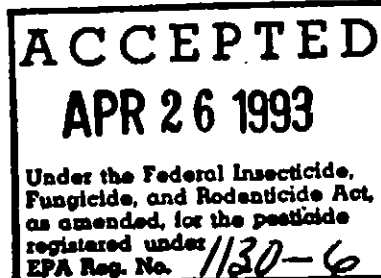
PM31 1130-6

Revised 04-20-1993

10712

MASTER LABEL COPY

Front Copy



BURNISHINE® GERMICIDAL CLOTH

For Use in: CRITICAL CARE AREAS
Where control of the hazards of cross-contamination is of prime importance.

Effective in 5 minutes against a wide range of bacteria including *Staphylococcus aureus*, *Salmonella choleraesuis* and *Pseudomonas aeruginosa* and *Klebsiella Pneumoniae*.

Exhibits effective virucidal activity against Influenza A2/HK (representative of the common Flu virus) and Herpes Simplex II (causative agent of genital herpes) in 30 seconds.

A novel way to effectively disinfect environmental surfaces.

Aids in the reduction of cross-contamination.

Convenient -- Pre-measured -- Disposable

Kills dangerous viruses such as Influenza A2/HK and Herpes Simplex Type II in 30 seconds.

Kills *Mycobacterium bovis* BCG (Tuberculosis) in 10 minutes at 20° C.

Kills Polio I Virus in 3 minutes.

KILLS HIV ON PRE-CLEANED ENVIRONMENTAL SURFACES/OBJECTS PREVIOUSLY SOILED WITH BLOOD/BODY FLUIDS in 30 seconds at room temperature (20-25°C) in healthcare settings or other settings in which there is an expected likelihood of soiling of inanimate surfaces/objects with blood or body fluids, and in which the surfaces/objects likely to be soiled with blood or body fluids can be associated with the potential for transmission of human immunodeficiency virus Type I (HIV-1) (Associated with AIDS).

Kills Rhinovirus in 3 minutes.

Kills *Trichophyton Mentagrophytes*, *Aspergillus niger* and *Candida albicans* in 5 minutes at 20°C.

Bactericidal, Tuberculocidal, Fungicidal and Virucidal

Kills pathogenic fungi in 5 minutes at 20°C.

Kills Canine Distemper, Psuedorabies Virus, Vaccinia Virus and Adeno Virus Type 5 in 10 minutes.

20412

LABEL PAGE 2

REVISED 04-20-1993

ACTIVE INGREDIENTS

n-Alkyl (68% C12, 32% C14)
dimethyl ethylbenzyl ammonium chloride.....0.14%
n-Alkyl (60% C14, 30% C16, 5% C12, 5% C18)
dimethyl benzyl ammonium chloride.....0.14%
Isopropyl alcohol (99%).....8.00%

INERT INGREDIENTS

Water, deionized.....91.72%

TOTAL.....100.00%

Keep Out of Reach of Children
CAUTION
See additional precautions on back panel

NET WT.
NET CONTENTS # OF CLOTHS SIZE
EPA Reg. No. 1130-6 EPA Est. No.

ACCEPTED
APR 26 1993
Under the Federal Insecticide,
Fungicide, and Rodenticide Act,
as amended, for the pesticide
registered under
EPA Reg. No. 1130-6

CONTACT TIME: Wipe to thoroughly wet surface. Allow to remain wet 30 seconds. let air dry. Followed by a potable water rinse.

Although efficacy at a 30 second contact time has been shown to be adequate against HIV-1 (AIDS VIRUS) this time would not be sufficient for other organisms. Use a 10 minute contact time for disinfection against all of the organisms claimed.

DISPOSAL OF INFECTIOUS MATERIALS: Dispose of used towelette in accordance with local regulations for infectious waste disposal.

PRECAUTIONARY STATEMENTS Hazards to humans and domestic animals.

CAUTION Avoid contact with eyes. In case of eye contact, flush with plenty of water for at least 15 minutes. If irritation persists, call a physician.

STORAGE AND DISPOSAL

TOWELETTE

Do not reuse towel. Dispose of used towel and empty packet in trash.

DISPENSER

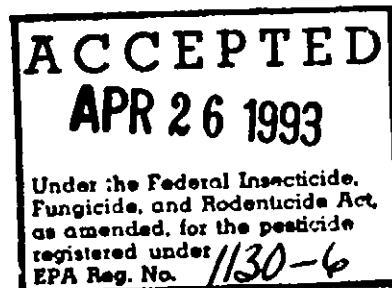
Do not reuse towel or empty container. Wrap container and put in trash collection. Dispose of used towels in trash.

STORAGE

Do not store near heat or open flame.

BURNISHINE PRODUCTS

DIV. OF HERBERT STANLEY COMPANY * SKOKIE, ILLINOIS 60076



A dual chain Quaternary/Alcohol solution impregnated in a wiping cloth.

- * Assures proper dilution strength and product effectiveness and standardized technique.
- * Greater quaternary dispersal with no hazard of cross-contamination, quick drying.
- * Non-woven disposable cloth.
- * Effective in 5 minutes against Staphylococcus aureus, Salmonella choleraesuis, Pseudomonas aeruginosa & Klebsiella Pneumoniae.
- * Kills Mycobacterium bovis BCG (Tuberculosis) in 10 minutes at 20° C.
- * Kills Polio I virus in 3 minutes.
- * Kills Influenza A2/HK and Herpes Simplex Type II in 30 seconds.

KILLS HIV ON PRE-CLEANED ENVIRONMENTAL SURFACES/OBJECTS PREVIOUSLY SOILED WITH BLOOD/BODY FLUIDS in 30 seconds at room temperature (20-25°C) in healthcare settings or other settings in which there is an expected likelihood of soiling of inanimate surfaces/objects with blood or body fluids, and in which the surfaces/objects likely to be soiled with blood or body fluids can be associated with the potential for transmission of human immunodeficiency virus Type I (HIV-1) (Associated with AIDS).

Kills Rhinovirus in 3 minutes

Kills Trichophyton Mentagrophytes, Aspergillus niger and Candida Albicans in 5 minutes at 20°C.

Kills Pathogenic Fungi in 5 minutes at 20°C.

Kills Canine Distemper, Psuedorabies Virus, Vaccinia Virus and Adeno Virus Type 5 in 10 minutes

Bactericidal, Tuberculocidal, Fungicidal and Virucidal
For use in hospitals and other critical care areas where control of the hazards of cross-contamination is required. Use on surfaces and equipment such as tables, carts, baskets, counters, cabinets, telephones in operating rooms, intensive care and emergency units.

Use on stainless steel, Formica, glass and other hard, non-porous surfaces.

Some areas of use: Hard surfaces in: Surgery, Recovery, Anesthesia, X-Ray Cat. lab, E.R., Orthopedics, New Born Nursery, Respiratory Therapy, Radiology, Central Supply.

DIRECTIONS FOR USE

TO DISINFECT NON-FOOD CONTACT SURFACES

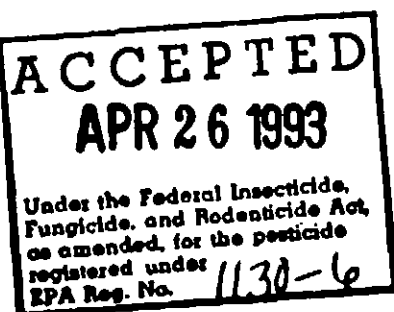
It is a violation of Federal Law to use this in a manner inconsistent with its labeling.

TOWELETTE

Remove gross filth. Open, unfold, wipe to thoroughly wet surface. Allow to remain wet 5 minutes, let air dry.

TRAVEL PACK

Peel back label slowly. Pull out wipes as needed and reseal label.
Remove gross filth. Open, unfold, wipe to thoroughly wet surface.
Allow to remain wet 5 minutes, let air dry.



Back Panel, Cont'd.

DISPENSER

To start feed; Flip open cap. Remove and discard foil seal. Remove large cover from container. From center of towelette roll, pull up a towelette corner, twist it into a point and thread it through the hole in the container cover. Pull out first towelette and snap off at a 90° angle. Remaining towelettes feed automatically, ready for next use. When through using, keep small center cap closed to prevent moisture loss.

Remove gross filth. Wipe to thoroughly wet surface. Allow to remain wet 5 minutes, let air dry.

SPECIAL INSTRUCTIONS FOR CLEANING AND DECONTAMINATION AGAINST HIV-1
(AIDS VIRUS) FOR SURFACES OR OBJECTS SOILED WITH BLOOD OR BODY FLUIDS

PERSONAL PROTECTION: When using the germicidal cloth wear disposable latex gloves, protective gowns, face masks, or eye coverings as appropriate, when handling HIV-1 infected blood or body fluids.

CLEANING PROCEDURE: All blood and other body fluids must be thoroughly cleaned from surfaces and objects before application of the germicidal solution.

CONTACT TIME: Thoroughly wet surface. Allow to remain wet 30 seconds, let air dry.

Although efficacy at a 30 second contact time has been shown to be adequate against HIV-1 (AIDS VIRUS) this time would not be sufficient for other organisms. Use a 10 minute contact time for disinfection against all of the organisms claimed.

DISPOSAL OF INFECTION MATERIALS: Dispose of used solution in accordance with local regulations for infectious waste disposal.

ACCEPTED**APR 26 1993**

Under the Federal Insecticide,
Fungicide, and Rodenticide Act,
as amended, for the pesticide
registered under
EPA Reg. No. 1130-6

Back Panel, Cont'd.

DIRECTIONS FOR USE

TO DISINFECT FOOD CONTACT SURFACES

It is a violation of Federal law to use this in a manner inconsistent with its labeling.

TOWELETTE

Remove gross filth. Open, unfold, wipe to thoroughly wet surface. Allow to remain wet 5 minutes, let air dry, followed by a potable water rinse.

TRAVEL PACK

Peel back label slowly. Pull out wipes as needed and reseal label.

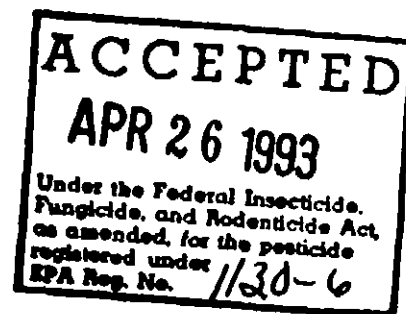
Remove gross filth. Open, unfold, wipe to thoroughly wet surface.

Allow to remain wet 5 minutes, let air dry, followed by a potable water rinse.

DISPENSER

To start feed: Flip open cap. Remove and discard foil seal. Remove large dower from container. From center of towelette roll, pull up a towelette corner, twist it into a point and thread it through the hole in the container cover. Pull out first towelette and snap off at a 90° angle. Remaining towelettes feed automatically, ready for next use. When through using, keep small center cap closed to prevent moisture loss.

Remove gross filth. Wipe to thoroughly wet surface. Allow to remain wet 5 minutes, let air dry, followed by a potable water rinse



70712

Back Panel, Cont'd.

**SPECIAL INSTRUCTIONS FOR CLEANING AND DECONTAMINATION AGAINST HIV-1
(AIDS VIRUS) FOR SURFACES OR OBJECTS SOILED WITH BLOOD OR BODY FLUIDS**

PERSONAL PROTECTION: When using the germicidal cloth wear disposable latex gloves, protective gowns, face masks, or eye coverings as appropriate, when handling HIV-1 infected blood or body fluids.

CLEANING PROCEDURE: All blood and other body fluids must be thoroughly cleaned from surfaces and objects before application of the germicidal solution.

CONTACT TIME: Thoroughly wet surface. Allow to remain wet 30 seconds, let air dry. Followed by a potable water rinse.

Although efficacy at a 30 second contact time has been shown to be adequate against HIV-1 (AIDS VIRUS) this time would not be sufficient for other organisms. Use a 10 minute contact time for disinfection against all of the organisms claimed.

DISPOSAL OF INFECTION MATERIALS: Dispose of used solution in accordance with local regulations for infectious waste disposal.

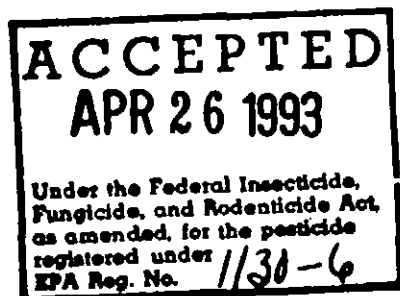
PRECAUTIONARY STATEMENTS

CAUTION

Hazards to humans and domestic animals.

Avoid contact with eyes. In case of eye contact, flush with plenty of water for at least 15 minutes. If irritation persists, call a physician.

STORAGE AND DISPOSAL



TOWELETTE

Do not reuse towel. Dispose of used towel and empty packet in trash.

DISPENSER

Do not reuse towel or empty container. Wrap container and put in trash collection. Dispose of used towels in trash.

STORAGE

Do not store near heat or open flame.

BURNISHINE PRODUCTS

DIV. OF HERBERT STANLEY COMPANY * SKOKIE, ILLINOIS 60076

One Step Cleaner

& Disinfectant, Sanitizer (Non-Food - Contact Surfaces)

Deodorizer for Disinfecting Contaminated Surfaces

A novel way to effectively clean, deodorize and sanitize against odor-causing organisms and disinfect hard surfaces. Aids in reducing cross-contamination. Kills dangerous germs such as *Salmonella choleraesuis*, *Staphylococcus aureus*, *Pseudomonas aeruginosa* and *Klebsiella Pneumoniae* in 5 minutes. Kills dangerous viruses such as Influenza A2/HK and Herpes Simplex Type II in 30 seconds. Kills *Mycobacterium bovis* BCG (Tuberculosis) in 10 minutes at 20° C. Kills Polio I Virus in 3 minutes. Easy to use. Disposable. For the reasonable person who wants to be sure. For use in public toilets, laundromats, sick rooms, hospitals, camp sites, RV's, motels, factories and offices -- whenever sanitation is of prime importance.

) KILLS HIV ON PRE-CLEANED ENVIRONMENTAL SURFACES/OBJECTS PREVIOUSLY SOILED WITH BLOOD/BODY FLUIDS in 30 seconds at room temperature (20-25°C) in healthcare settings or other settings in which there is an expected likelihood of soiling of inanimate surfaces/objects with blood or body fluids, and in which the surfaces/objects likely to be soiled with blood or body fluids can be associated with the potential for transmission of human immunodeficiency virus Type I (HIV-1) (Associated with AIDS).

Bactericidal, Tuberculocidal, Fungicidal and Virucidal

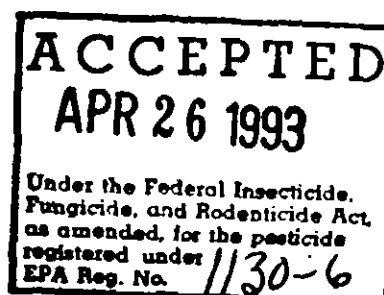
Kills Rhinovirus in 3 minutes.

Kills *Trichophyton Mentagrophytes*, *Aspergillus niger* and *Candida albicans* in 5 minutes at 20°C.

Kills pathogenic fungi in 5 minutes at 20°C.

) Kills Canine Distemper, Psuedorabies Virus, Vaccinia Virus and Adeno Virus Type 5 in 10 minutes.

Back Side
Consumer Cloth



This product kills in 5 minutes a wide range of organisms including gram negative and gram positive bacteria such as *Pseudomonas aeruginosa*, *Staphylococcus aureus*, *Klebsiella Pneumoniae* and *Salmonella choleraesuis* which cause such diseases as boils, eye and skin infections and food poisoning.

Exhibits effective virucidal activity against Influenza A2/HK (representative of the common Flu virus) and Herpes Simplex Type II (causative agent of genital herpes), in 30 seconds. Kills *Mycobacterium bovis* BCG (Tuberculosis) in 10 minutes at 20° C. Kills Polio I Virus in 3 minutes.

KILLS HIV ON PRE-CLEANED ENVIRONMENTAL SURFACES/OBJECTS PREVIOUSLY SOILED WITH BLOOD/BODY FLUIDS in 30 seconds at room temperature (20-25°C) in healthcare settings or other settings in which there is an expected likelihood of soiling of inanimate surfaces/objects with blood or body fluids, and in which the surfaces/objects likely to be soiled with blood or body fluids can be associated with the potential for transmission of human immunodeficiency virus Type I (HIV-1) (Associated with AIDS).

Kills Rhinovirus in 3 minutes

Kills Trichophyton Mentagrophytes, Aspergillus niger and Candida Albicans in 5 minutes at 20°C.

Kills pathogenic fungi in 5 minutes at 20°C.

Kills Canine Distemper, Psuedorabies Virus, Vaccinia Virus and Adeno Virus Type 5 in 10 minutes.

Bactericidal, Tuberculocidal, Fungicidal and Virucidal

For use in households; in hospitals - veterinary clinics; in laundromats in washers and dryers; on folding tables; on toilet seats and bathroom fixtures; hampers and bedpans; sickrooms; offices; in telephones; and hard hats and headphones. For use in dairies, food processing plants, food establishments, restaurants, taverns and commercial kitchens (disinfected food contact surfaces must be rinsed with potable water before reuse); in hotels, in public restroom accommodations and commercial laundries; on stainless steel, chrome, porcelain, glass, Formica, vinyl, plastic and other hard, non-porous surfaces, respirators and CPR training mannequins.

DIRECTIONS FOR USE

It is a violation of Federal law to use this product in a manner inconsistent with its labeling.

To Clean, Sanitize (Non-Food Contact Surfaces) And Deodorize

TOWELETTE

Remove gross filth. Open, unfold, wipe to thoroughly wet surface. Allow to remain wet 5 minutes. Dry with tissue or hand towel.

TRAVEL PACK

Peel back label slowly. Pull out wipes as needed and reseal labels.

Remove gross filth. Open, unfold, wipe to thoroughly wet surface. Allow to remain wet 5 minutes, let air dry.

ACCEPTED
APR 26 1993

Under the Federal Insecticide,
Fungicide, and Rodenticide Act,
as amended, for the pesticide
registered under
EPA Reg. No. 1130-6

DISPENSER

To start feed; Flip open cap. Remove and discard foil seal. Remove large cover from container. From center of towelette roll, pull up a towelette corner, twist it into a point and thread it through the hole in the container cover. Pull through about one inch. Replace cover. Pull out first towelette and snap off at a 90° angle. Remaining towelettes feed automatically, ready for next use. When through using, keep small center cap closed to prevent moisture loss.

Remove gross filth. Wipe to thoroughly wet surface. Allow to remain wet 5 minutes. Dry with tissue or hand towel.

SPECIAL INSTRUCTIONS FOR CLEANING AND DECONTAMINATION AGAINST HIV-1 (AIDS VIRUS) FOR SURFACES OR OBJECTS SOILED WITH BLOOD OR BODY FLUIDS.

PERSONAL PROTECTION: When using the germicidal cloth wear disposable latex gloves, protective gowns, face masks, or eye coverings as appropriate, when handling HIV-1 infected blood or body fluids.

CLEANING PROCEDURE: All blood and other body fluids must be thoroughly cleaned from surfaces and objects before application of the germicidal solution.

CONTACT TIME: Thoroughly wet surface. Allow to remain wet 30 seconds, let air dry.

Although efficacy at a 30 second contact time has been shown to be adequate against HIV-1 (AIDS VIRUS) this time would not be sufficient for other organisms. Use a 10 minute contact time for disinfection against all of the organisms claimed.

DISPOSAL OF INFECTION MATERIALS: Dispose of used solution in accordance with local regulations for infectious waste disposal.

To Disinfect:

NON-FOOD CONTACT SURFACES

TOWELETTE

Remove gross filth. Open package, remove towel and wipe surface with towel until surface is thoroughly wet. Allow to remain wet 5 minutes, let air dry.

TRAVEL PACK

Peel back label slowly. Pull out wipes as needed and reseal label. Remove gross filth. Open, unfold, wipe to thoroughly wet surface. Allow to remain wet 5 minutes, let air dry.

ACCEPTED
APR 26 1993

Under the Federal Insecticide,
Fungicide, and Rodenticide Act,
as amended, for the pesticide
registered under
EPA Reg. No. 1130-6

DISPENSER

To start feed; Flip open cap. Remove and discard foil seal. Remove large cover from container. From center of towelette roll, pull up a towelette corner, twist it into a point and thread it through the hole in the container cover. Pull through about one inch. Replace cover. Pull out first towelette and snap off at a 90° angle. Remaining towelettes feed automatically, ready for next use. When through using, keep small center cap closed to prevent moisture loss.

Remove gross filth. Wipe to thoroughly wet surface. Allow to remain wet 5 minutes, let air dry.

**SPECIAL INSTRUCTIONS FOR CLEANING AND DECONTAMINATION AGAINST HIV-1
(AIDS VIRUS) FOR SURFACES OR OBJECTS SOILED WITH BLOOD OR BODY FLUIDS**

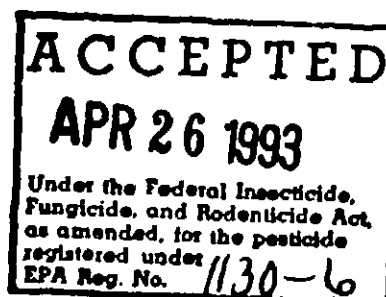
PERSONAL PROTECTION: When using the germicidal cloth wear disposable latex gloves, protective gowns, face masks, or eye coverings as appropriate, when handling HIV-1 infected blood or body fluids.

CLEANING PROCEDURE: All blood and other body fluids must be thoroughly cleaned from surfaces and objects before application of the germicidal solution.

CONTACT TIME: Thoroughly wet surface. Allow to remain wet 30 seconds, let air dry.

Although efficacy at a 30 second contact time has been shown to be adequate against HIV-1 (AIDS VIRUS) this time would not be sufficient for other organisms. Use a 0 minute contact time for disinfection against all of the organisms claimed.

DISPOSAL OF INFECTION MATERIALS: Dispose of used solution in accordance with local regulations for infectious waste disposal.



2 of 12

To Disinfect:

FOOD CONTACT SURFACES

TOWELETTE

Remove gross filth. Open package, remove towel and wipe surface with towel until surface is thoroughly wet. Allow to remain wet 5 minutes, let air dry, followed by a potable water rinse.

TRAVEL PACK

Peel back label slowly. Pull out wipes as needed and reseal label.

Remove gross filth. Open, unfold, wipe to thoroughly wet surface. Allow to remain wet 5 minutes, let air dry, followed by a potable water rinse.

DISPENSER

To start feed; Flip open cap. Remove and discard foil seal. Remove large cover from container. From center of towelette roll, pull up a towelette corner, twist it into a point and thread it through the hole in the container cover. Pull through about one inch. Replace cover. Pull out first towelette and snap off at a 90° angle. Remaining towelettes feed automatically, ready for next use. When through using, keep small center cap closed to prevent moisture loss.

Remove gross filth. Wipe to thoroughly wet surface. Allow to remain wet 5 minutes, let air dry, followed by a potable water rinse.

SPECIAL INSTRUCTIONS FOR CLEANING AND DECONTAMINATION AGAINST HIV-1 (AIDS VIRUS) FOR SURFACES OR OBJECTS SOILED WITH BLOOD OR BODY FLUIDS.

PERSONAL PROTECTION: When using the germicidal cloth wear disposable latex gloves, protective gowns, face masks, or eye coverings as appropriate, when handling HIV-1 infected blood or body fluids.

CLEANING PROCEDURE: All blood and other body fluids must be thoroughly cleaned from surfaces and objects before application of the germicidal cloth.

