

MASTER LABEL COPY

Front Copy

**BURNISHINE® GERMICIDAL CLOTH**

**For Use in:** CRITICAL CARE AREAS  
Where control of the hazards of cross-contamination is of prime importance.

Effective against a wide range of bacteria including *Staphylococcus aureus*, *Salmonella choleraesuis* and *Pseudomonas aeruginosa*.

Exhibits effective virucidal activity against Influenza A2/HK (representative of the common Flu virus) and Herpes Simplex II (causative agent of genital herpes) in 30 seconds.

A novel way to effectively disinfect environmental surfaces.

Aids in the reduction of cross-contamination.

Convenient -- Pre-measured -- Disposable

Kills dangerous viruses such as Influenza A2/HK and Herpes Simplex Type II in 30 seconds.

Kills *Mycobacterium bovis* BCG (Tuberculosis)

**ACTIVE INGREDIENTS**

n-Alkyl (68% C<sub>12</sub>, 32% C<sub>14</sub>)  
dimethyl ethylbenzyl ammonium chlorides.....0.14%  
n-Alkyl (60% C<sub>12</sub>, 30% C<sub>16</sub>, 5% C<sub>12</sub>, 5% C<sub>18</sub>)  
dimethyl benzyl ammonium chlorides.....0.14%  
Isopropyl alcohol.....8.00%

**INERT INGREDIENTS.....91.72%**

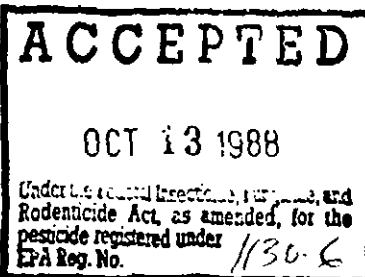
Keep Out of Reach of Children

**CAUTION**

See additional precautions on back panel

NET WT.

NET CONTENTS # of CLOTHS SIZE



### Back Panel

A dual chain quaternary/alcohol solution impregnated in a wiping cloth.

- \* Assures proper dilution strength and product effectiveness and standardized technique.
- \* Greater quaternary dispersal with no hazard of cross-contamination, quick drying.
- \* Non-woven disposable cloth.
- \* Effective against *Staphylococcus aureus*, *Salmonella choleraesuis*, *Pseudomonas aeruginosa*, Influenza A2/HK and Herpes Simplex Type II.
- \* Kills *Mycobacterium bovis* BCG (Tuberculosis)

For use in hospitals and other critical care areas where control of the hazards of cross-contamination is required. Use on surfaces and equipment such as tables, carts, baskets, counters, cabinets, telephones in operating rooms, intensive care and emergency units.

Use on stainless steel, Formica, glass and other hard, non-porous surfaces.

Some areas of use: Hard surfaces in: Surgery, Recovery, Anesthesia, X-Ray Cat. lab, E.R., Orthopedics, New Born Nursery, Respiratory Therapy, Radiology, Central Supply.

### DIRECTIONS FOR USE

#### TO DISINFECT NON-FOOD CONTACT SURFACES

It is a violation of Federal law to use this in a manner inconsistent with its labeling.

#### TOWELETTE

Remove gross filth. Open, unfold, wipe to thoroughly wet surface. Allow to remain wet 5 minutes, let air dry.

#### TRAVEL PACK

Peel back label slowly. Pull out wipes as needed and reseal label.

Remove gross filth. Open, unfold, wipe to thoroughly wet surface.

Allow to remain wet 5 minutes, let air dry.

3  
2

Back Panel, Cont'd.

DISPENSER

To start feed; Flip open cap. Remove and discard foil seal. Remove large cover from container. From center of towelette roll, pull up a towelette corner, twist it into a point and thread it through the hole in the container cover. Pull through about one inch. Replace cover. Pull out first towelette and snap off at a 90° angle. Remaining towelettes feed automatically, ready for next use. When through using, keep small center cap closed to prevent moisture loss.

Remove gross filth. Wipe to thoroughly wet surface. Allow to remain wet 5 minutes, let air dry.

DIRECTIONS FOR USE

TO DISINFECT FOOD CONTACT SURFACES

It is a violation of Federal law to use this in a manner inconsistent with its labeling.

TOWELETTE

Remove gross filth. Open, unfold, wipe to thoroughly wet surface. Allow to remain wet 5 minutes, let air dry, followed by a potable water rinse.

TRAVEL PACK

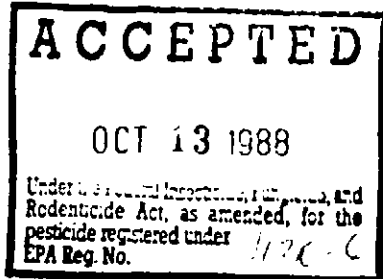
Peel back label slowly. Pull out wipes as needed and reseal label.

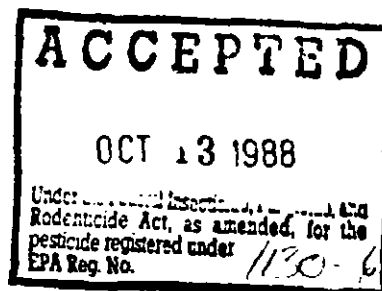
Remove gross filth. Open, unfold, wipe to thoroughly wet surface.

Allow to remain wet 5 minutes, let air dry.

DISPENSER

To start feed; Flip open cap. Remove and discard foil seal. Remove large cover from container. From center of towelette roll, pull up a towelette corner, twist it into a point and thread it through the hole in the container cover. Pull through about one inch. Replace cover. Pull out first towelette and snap off at a 90° angle. Remaining towelettes feed automatically, ready for next use. When through using, keep small center cap closed to prevent moisture loss.





Back Panel, Cont'd

Remove gross filth. Wipe to thoroughly wet surface. Allow to remain wet 5 minutes. let air dry. followed by a potable water rinse.

PRECAUTIONARY STATEMENTS      Hazards to humans and domestic animals.

CAUTION      Avoid contact with eyes. In case of eye contact, flush with plenty of water for at least 15 minutes. If irritation persists, call a physician.

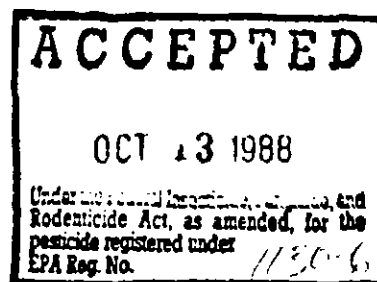
STORAGE AND DISPOSAL      TOWELETTE  
Do not reuse towel. Dispose of used towel and empty packet in trash.

DISPENSER  
Do not reuse towel or empty container. Wrap container and put in trash collection. Dispose of used towels in trash.

BURNISHINE PRODUCTS  
DIV. OF HERBERT STANLEY COMPANY \* SKOKIE, ILLINOIS 60076

.....  
.....  
.....

Front Side  
Consumer Cloth



One Step Cleaner

& Disinfectant, Sanitizer (Non-Food - Contact Surfaces)

Deodorizer for Disinfecting Contaminated Surfaces

A novel way to effectively clean, deodorize and sanitize against odor-causing organisms and disinfect hard surfaces. Aids in reducing cross-contamination. Kills dangerous germs such as *Salmonella choleraesuis*, *Staphylococcus aureus* and *Pseudomonas aeruginosa*. Kills dangerous viruses such as Influenza A2/HK and Herpes Simplex Type II in 30 seconds. Kills *Mycobacterium bovis* BCG (Tuberculosis). Easy to use. Disposable. For the reasonable person who wants to be sure. For use in public toilets, laundromats, sick rooms, hospitals, camp sites, RV's, motels, factories and offices -- whenever sanitation is of prime importance.

Back Side  
Consumer Cloth

This product kills a wide range of organisms including gram negative and gram positive bacteria such as *Pseudomonas aeruginosa*, *Staphylococcus aureus*, *Salmonella choleraesuis* which cause such diseases as boils, eye and skin infections and food poisoning.

Exhibits effective virucidal activity against Influenza A2/HK (representative of the common Flu virus) and Herpes Simplex Type II (causative agent of genital herpes), in 30 seconds. Kills *Mycobacterium bovis* BCG (Tuberculosis).

For use in households; in hospitals - veterinary clinics; in laundromats in washers and dryers; on folding tables; on toilet seats and bathroom fixtures; hampers and bedpans; sickrooms; offices; on telephones; and hard hats and headphones. For use in dairies, food processing plants, food establishments, restaurants, taverns and commercial kitchens (disinfected food contact surfaces must be rinsed with potable water before reuse); in hotels, in public restroom accommodations and commercial laundries; on stainless steel, chrome, porcelain, glass, Formica, vinyl, plastic and other hard, non-porous surfaces and CPR training manikins.

## DIRECTIONS FOR USE

It is a violation of Federal law to use this product in a manner inconsistent with its labeling.

### To Clean, Sanitize (Non-Food Contact Surfaces) And Deodorize

#### TOWELETTE

Remove gross filth. Open, unfold, wipe to thoroughly wet surface. Allow to remain wet 5 minutes. Dry with tissue or hand towel.

#### TRAVEL PACK

Peel back label slowly. Pull out wipes as needed and reseal labels. Remove gross filth. Open, unfold, wipe to thoroughly wet surface. Allow to remain wet 5 minutes, let air dry.

#### DISPENSER

To start feed: Flip open cap. Remove and discard foil seal. Remove large cover from container. From center of towelette roll, pull up a towelette corner, twist it into a point and thread it through the hole in the container cover. Pull through about one inch. Replace cover. Pull out first towelette and snap off at a 90° angle. Remaining towelettes feed automatically, ready for next use. When through using, keep small center cap closed to prevent moisture loss.

Remove gross filth. Wipe to thoroughly wet surface. Allow to remain wet 5 minutes. Dry with tissue or hand towel.

### To Disinfect:

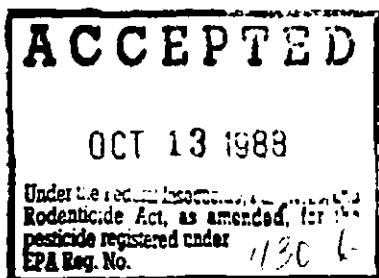
#### NON-FOOD CONTACT SURFACES

#### TOWELETTE

Remove gross filth. Open package, remove towel and wipe surface with towel until surface is thoroughly wet. Allow to remain wet 5 minutes, let air dry.

#### TRAVEL PACK

Peel back label slowly. Pull out wipes as needed and reseal label. Remove gross filth. Open, unfold, wipe to thoroughly wet surface. Allow to remain wet 5 minutes, let air dry.



#### DISPENSER

To start feed; Flip open cap. Remove and discard foil seal. Remove large cover from container. From center of towelette roll, pull up a towelette corner, twist it into a point and thread it through the hole in the container cover. Pull through about one inch. Replace cover. Pull out first towelette and snap off at a 90° angle. Remaining towelettes feed automatically, ready for next use. When through using, keep small center cap closed to prevent moisture loss.

Remove gross filth. Wipe to thoroughly wet surface. Allow to remain wet 5 minutes, let air dry.

#### To Disinfect:

#### FOOD CONTACT SURFACES

##### TOWELETTE

Remove gross filth. Open package, remove towel and wipe surface with towel until surface is thoroughly wet. Allow to remain wet 5 minutes, let air dry, followed by a potable water rinse.

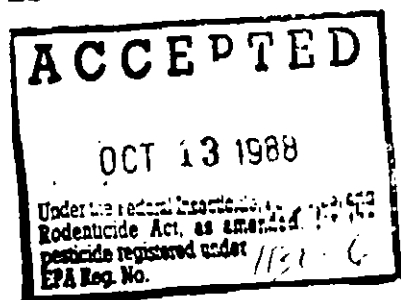
##### TRAVEL PACK

Peel back label slowly. Pull out wipes as needed and reseal label. Remove gross filth. Open, unfold, wipe to thoroughly wet surface. Allow to remain wet 5 minutes, let air dry.

##### DISPENSER

To start feed; Flip open cap. Remove and discard foil seal. Remove large cover from container. From center of towelette roll, pull up a towelette corner, twist it into a point and thread it through the hole in the container cover. Pull through about one inch. Replace cover. Pull out first towelette and snap off at a 90° angle. Remaining towelettes feed automatically, ready for next use. When through using, keep small center cap closed to prevent moisture loss.

Remove gross filth. Wipe to thoroughly wet surface. Allow to remain wet 5 minutes, let air dry, followed by a potable water rinse.



PRECAUTIONARY STATEMENTS      Hazards to humans and domestic animals.

CAUTION                      Avoid contact with eyes. In case of eye contact, flush with plenty of water for at least 15 minutes. If irritation persists, call a physician.

STORAGE AND DISPOSAL

TOWELETTE

Do not reuse towel. Dispose of used towel and empty packet in trash.

DISPENSER

Do not reuse towel or empty container. Wrap container and put in trash collection. Dispose of used towels in trash.

BURNISHINE PRODUCTS

DIV. OF HERBERT STANLEY COMPANY \* SKOKIE, ILLINOIS 60076

