

# Franklin

MAINTENANCE PRODUCTS



**Cleaning and Disinfecting Toilet Bowls:** Remove water from bowl by pushing over trap with bowl mop. Holding bowl mop directly over toilet, pour 4 fl. oz. BLU-LITE onto mop; thoroughly clean all areas and under flush ring. Flush toilet and rinse out mop.

**Cleaning and disinfecting Urinals:** Holding mop directly over urinal, pour 4 fl. oz. BLU-LITE on mop. Immediately scrub all surfaces. To deodorize, remove trap screen, pour small amount BLU-LITE into drain opening and scrub. Replace screen and flush urinal. Will not harm plumbing or septic tanks. For cleaning stainless steel, aluminum, copper, brass, ceramic, glass, plastic, cement surfaces, tile & grouting on counters and drainboards, use 4 oz. BLU-LITE to a gallon of water, scrub and rinse thoroughly.

Phosphorus as P.....4.6%

Kills most disease and odor producing bacteria found in toilet bowls and urinals such as Salmonella cholerasuis, Staphylococcus aureus, and Pseudomonas aeruginosa.

## DANGER

**DO NOT GET IN EYES, ON SKIN OR ON CLOTHING. PROTECT EYES WHEN HANDLING CONCENTRATED PRODUCT. DO NOT BREATHE VAPOR OR FUMES. DO NOT TAKE INTERNALLY.**

Rinse empty container thoroughly with water and discard it.

**FIRST AID: CALL PHYSICIAN IMMEDIATELY.**

**INTERNAL:** Give no emetics. Drink a teaspoon or more of milk of magnesia; or give in milk; or egg white beaten in water. Avoid carbonates.

**EYES:** Rinse with water for at least 15 minutes. Get prompt medical attention.

**EXTERNAL:** Wipe off gently. Flood with water, using soap freely, then cover with moist magnesia or baking soda.

EPA Reg. No. 1124-69-AA

EPA Est. 1124-CA-1

F-BL-1Q-1-CA




ACCEPTED

ACCEPTED WITH COMMENTS

# Franklin

MAINTENANCE PRODUCTS



Cleaning and Disinfecting Toilet Bowls: Remove water from bowl by pushing over trap with bowl mop. Holding bowl mop directly over toilet, pour 4 fl. oz. BLU-LITE onto mop; thoroughly clean all areas and under flush ring. Flush toilet and rinse out mop.

Cleaning and disinfecting Urinals: Holding mop directly over urinal, pour 4 fl. oz. BLU-LITE on mop. Immediately scrub all surfaces. To deodorize, remove trap screen, pour small amount BLU-LITE into drain opening and scrub. Replace screen and flush urinal. Will not harm plumbing or septic tanks. For cleaning stainless steel, aluminum, copper, brass, ceramic, glass, plastic, cement surfaces, tile & grouting on counters and drainboards, use 4 oz. BLU-LITE to a gallon of water, scrub and rinse thoroughly.

Phosphorus as P . . . . . 4.6%

Kills most disease and odor producing bacteria found in toilet bowls and urinals such as Salmonella cholerasuis, Staphylococcus aureus, and Pseudomonas aeruginosa.

## DANGER

**DO NOT GET IN EYES, ON SKIN OR ON CLOTHING. PROTECT EYES WHEN HANDLING CONCENTRATED PRODUCT. DO NOT BREATHE VAPOR OR FUMES. DO NOT TAKE INTERNALLY.**

Rinse empty container thoroughly with water and discard it.

**FIRST AID: CALL PHYSICIAN IMMEDIATELY.**


**INTERNAL:** Give no emetics. Drink a teaspoon or more of milk of magnesia; or give in milk; or egg white beaten in water. Avoid carbonates.

**EYES:** Rinse with water for at least 15 minutes. Get prompt medical attention.


**EXTERNAL:** Wipe off gently. Flood with water, using soap freely, then cover with moist magnesia or baking soda.

EPA Reg. No. 1124-69-AA

EPA Est. 1124-CA-1



F-BL-1Q-1-CA



ACCEPTED WITH COMMENTS