

DIRECTIONS FOR CLEANING • WHITENING • DISINFECTING • DEODORIZING

LAUNDRY—1 cup PUREX per load in top-loading washing machines; ½ cup in front loading machines; or ¼ cup per 2 gallons water. For bleaching and sanitizing white or colorfast cottons, linens, nylon, Dacron, Orion, rayon use bleach in washing machine or first rinse. Wash or soak 10 minutes. Rinse well. If clothes are already in machine, dilute the bleach with one quart water before using.

CLEANING KITCHEN & BATHROOM—Use ½ cup per quart of water. To clean sinks, bathtubs, tile, linoleum, porcelain, enameled metal, etc., spread solution with cloth. Let stand 2 minutes. Rinse well.

TOILET BOWLS—Use ½ cup PUREX bleach. Pour in bleach—swab with brush. Let stand for 10 min. Flush. DO NOT use with bowl cleaners or other household chemicals.

WADING POOLS—Add ¼ cup PUREX for 100 gallons new water. Mix bleach in two gallons water and spread uniformly over the surface. (Between fillings, add ¼ cup bleach per 100 gallons each day.) Small pools should be emptied daily.

REMOVING STAINS—Use ¼ cup PUREX bleach per quart of water. For stubborn stains from fruit, grass, tea, coffee, scorch, ink, mildew, etc., soak stained area in the solution 5 minutes. Rinse well. Repeat if necessary. Colored fabrics—test small piece before using. Use in glass, rubber, porcelain or enameled containers.

WHITENING AGE-YELLOWED NYLON—Use ¼ cup per quart of water. To whiten nylon that has yellowed with age, soak the fabrics in bleach solution for 10 minutes. Rinse well. Repeat if necessary.

DIAPER-PAIL PRE-SOAK—Use ¼ cup PUREX per 2 gallons water. First flush out soiled diapers. Then soak in the bleach solution.

DIAPER WASH—Use ¼ cup PUREX bleach per 2 gallons water. Flush out soiled diapers. Then follow normal laundry procedure.

DRINKING WATER—10 drops PUREX bleach to each gallon of water. To prevent possible bacterial contamination add bleach to water. Mix thoroughly and let stand at least 5 minutes before using.

1. Scrape and prewash utensils and glasses whenever possible;
2. Wash with a good detergent or compatible cleaner;
3. Rinse with clean water;

4. Sanitize in a solution of 1 ounce to 2 gals. of water (200 p.p.m.) Immerse all utensils for at least two minutes or for contact time specified by governing sanitary code.
5. Place sanitized utensils on a rack or drainboard to air dry.

**GARBAGE CANS
TEAPOTS AND CUPS
STAINED DISHES
WOODEN UTENSILS**

¼ cup PUREX bleach per quart of water. Wash thoroughly with warm suds. Rinse. Then soak in bleach solution 5 minutes. Rinse well. (Do not use on silverware.)

**REFRIGERATORS
STOVES, FLOORS
UNPAINTED WOOD
SICKROOM EQUIPMENT**

¼ cup PUREX bleach per 1 gal. of water.* Wash thoroughly with warm suds. Spread the solution with a cloth—let stand for 2 minutes and then rinse well.

* (Meets U. S. Public Health recommendations for disinfecting.)

IMPORTANT: Do not use chlorine bleach in combination with ammonia or other household chemicals, toilet bowl cleaners, and rust removers, etc. Otherwise hazardous gases may be released. Avoid transfer to food or beverage containers.

CAUTION: WILL IRRITATE SKIN AND EYES. HARMFUL IF SWALLOWED. Do not get on skin or in eyes. If splashed in eyes or on skin, flood with water, 15 minutes. Call Physician. If taken internally, give milk or bread soaked in milk followed by cooking oil. Call Physician.

KEEP OUT OF REACH OF CHILDREN — NOT FOR PERSONAL USE

Do not use in copper, aluminum or iron vessels. Use in porcelain or enamel lined vessel.

DO NOT USE ON SILK, WOOL, ACETATE OR SPANDEX


T.M. PUREX CORP. LTD. • LAKEWOOD, CALIF. 90712 • MADE IN U.S.A. • MARCA REGISTRADA • E.P.A. REG. NO. 1124-23



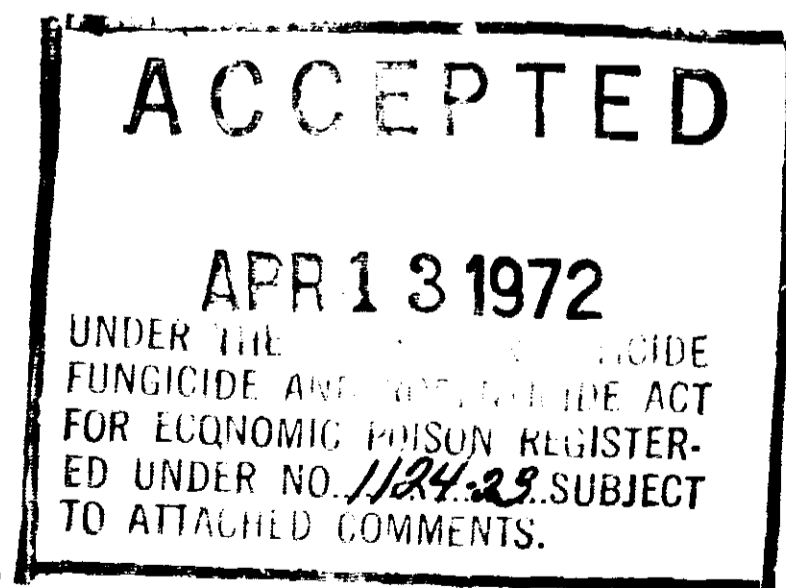
ACTIVE INGREDIENT:
SODIUM HYPOCHLORITE 6%
INERT INGREDIENTS:
94% BY WT.

CAUTION: Keep out of reach of children (See back panel for additional cautions.)

**NET 64 FL. OZ.
(TWO QUARTS)**



You'll find the Woman



per quart of water.
flee, scorch, ink,
5 minutes. Rinse
small piece before
d containers.

per quart of water.
ak the fabrics in
heat if necessary

2 gallons water.
ch solution.

gallons water.
ry procedure.

h gallon of water.
bleach to water.
es before using.

water (200 p.p.m.)
r for contact time

d to air dry.

r 1 gal. of water.*
arm suds. Spread
h—let stand for
se well.

emicals, toilet
sfer to food


eyes. If splashed
aked in milk



ACTIVE INGREDIENT:
SODIUM HYPOCHLORITE 6%
INERT INGREDIENTS:
94% BY WT.

CAUTION: Keep out
of reach of children
(See back panel for
additional cautions.)

**NET 64 FL. OZ.
(TWO QUARTS)**



PUREX[®]

SUPER BLEACH

You'll find the Woman's Touch  in every Purex product