

1022-516

07/21/2011

1/8



UNITED STATES ENVIRONMENTAL PROTECTION AGENCY
WASHINGTON, D.C. 20460

JUL 21 2011

OFFICE OF CHEMICAL SAFETY
AND POLLUTION PREVENTION

Ms. Gail Watson
IBC Manufacturing Company
416 East Brooks Rd.
Memphis, TN 38109

Subject: Permatox IPB
EPA Registration No.: 1022-516
Notification Date: 07/07/2011
EPA Receipt Date: 07/13/2011

Dear Ms. Watson,

This letter acknowledges receipt of your notification submitted under the provision of FIFRA section 3(c)9 and PR Notice 98-10.

Proposed Notification


- Update of Container Disposal statements as per PR Notice 2007-4

General Comments

Based on a review of the submitted materials, your notification for the update of the Container Disposal statements as per PR Notice 2007-4 is acceptable and has been made a part of the records on file.

Should you have any questions or comments concerning this letter, you may contact me by telephone at (703) 308-6416 or by e-mail at campbell-mcfarlane.jacqueline@epa.gov or Jaclyn Carl by telephone at (703) 347-0213 or by e-mail at carl.jaclyn@epa.gov. When submitting information or data in response to this letter, a copy of this letter should accompany the submission to facilitate processing.

Sincerely,


Jacqueline Campbell-McFarlane
Product Manager (34)
Regulatory Management Branch II
Antimicrobials Division (7510P)

PERMATOX IPB

Liquid Concentrate

For Control of Sapstain and Mold in Freshly Cut Lumber and Timber

Ingredient Statement

Active Ingredient:

3-Iodo-2-Propynyl Butyl Carbamate 6.0%

Inert Ingredients: 94.0%

Total: 100.0%

FOR INDUSTRIAL USE ONLY

EPA Reg. No. 1022-516

EPA Est. No. 1022-TN-1

IBC Manufacturing Company
416 East Brooks Road
Memphis, TN 38109

Patent Pending

Net Contents:

KEEP OUT OF REACH OF CHILDREN

DANGER

FIRST AID	
IF IN EYES:	<ul style="list-style-type: none"> Hold eye open and rinse slowly and gently with water for 15 – 20 minutes. Remove contact lenses, if present, after the first 5 minutes, then continue rinsing. Call a Poison Control Center or doctor for treatment advice.
IF ON SKIN OR CLOTHING:	<ul style="list-style-type: none"> Take off contaminated clothing. Rinse skin immediately with plenty of water for 15 – 20 minutes. Call Poison Control Center or doctor for treatment advice.
IF SWALLOWED:	<ul style="list-style-type: none"> Call a Poison Control Center or doctor immediately for treatment advice. Have person sip a glass of water if able to swallow. Do not induce vomiting unless told by a Poison Control Center or doctor.
IF INHALED:	<ul style="list-style-type: none"> Move person to fresh air. If person is not breathing, call 911 or an ambulance, then give artificial respiration, preferably mouth-to-mouth if possible. Call a Poison Control Center or doctor for further treatment advice.
In case of emergency call Chemtrec at 1-800-424-9300.	
Have the product container or label with you when calling a Poison Control Center or doctor or going in for treatment.	
NOTE TO PHYSICIAN: Probable mucosal damage may contraindicate use of gastric lavage.	

NOTIFICATION
Date Reviewed: 2/21/16
Reviewed By: J. Cal

PRECAUTIONARY STATEMENTS

HAZARDS TO HUMANS AND DOMESTIC ANIMALS

DANGER

Corrosive. Causes irreversible eye damage or skin burns. Harmful if swallowed or absorbed through the skin or inhaled. Do not get in eyes, on skin or on clothing. Avoid breathing spray mists. Remove contaminated clothing and wash before reuse.

Personal Protective Equipment (PPE)

Applicators and other handlers must wear:

- Long sleeved shirt and long pants
- Socks and shoes
- Chemical resistant gloves (such as: Barrier Laminate, or any of the following gloves at ≥ 14 mils thickness: butyl nitrile, neoprene rubber, polyvinyl chloride or Viton).
- Goggles or face shield

Follow manufacturer's instructions for cleaning / maintaining PPE. If no such instructions exist for washables, use detergent and hot water. Keep and wash PPE separately from other laundry.

User Safety Recommendations


- Users should wash hands before eating, drinking, chewing gum, using tobacco, or using the toilet.
- Users should remove clothing immediately if pesticide gets inside. Then wash thoroughly and put on clean clothing.
- User should remove personal protective equipment immediately after handling this product. Wash outside of gloves before removing. As soon as possible, wash thoroughly.

ENVIRONMENTAL HAZARDS

This pesticide is toxic to fish. DO NOT discharge effluent containing this product into lakes, streams, ponds, estuaries, oceans or other waters unless in accordance with the requirements of a National Pollutant Discharge Elimination System (NPDES) permit and the permitting authority has been notified in writing prior to discharge. DO NOT discharge effluent containing this product to sewer systems without previously notifying the local sewage treatment plant authority. For guidance, contact your State Water Board or Regional Office of the Environmental Protection Agency.

PHYSICAL AND CHEMICAL HAZARDS

COMBUSTIBLE: Do not use or store near heat or open flame.



DIRECTIONS FOR USE

It is a violation of Federal Law to use this product in a manner inconsistent with its labeling.

STORAGE AND DISPOSAL

Do not contaminate water, food, or feed by storage or disposal.

STORAGE: Store away from food or feed in a secure, well-ventilated area protected from extreme temperatures. Do not transfer to unmarked containers. Keep container closed when not in use.

PESTICIDE DISPOSAL: Pesticide wastes are acutely hazardous. Improper disposal of excess pesticide or rinsate is a violation of Federal Law. If these wastes cannot be disposed of by use according to label instructions, contact your State Pesticide or Environmental Control Agency, or the Hazardous Waste representative at the nearest EPA Regional Office for guidance.

CONTAINER HANDLING: Nonrefillable Container. Do not reuse or refill this container. Clean container promptly after emptying. Triple rinse as follows:

For containers small enough to shake: Empty the remaining contents into application equipment or a mix tank. Fill container 1/4 full with water and recap. Shake for 10 seconds. Pour rinsate into application equipment or a mix tank or store rinsate for later use or disposal. Drain for 10 seconds after flow begins to drip. Repeat procedure two more times.

For containers too large to shake:

For containers too large to shake: Empty the remaining contents into application equipment or a mix tank. Fill the container 1/4 full with water. Replace and tighten closures. Tip container on its side and roll it back and forth, ensuring at least one complete revolution, for 30 seconds. Stand the container on its end and tip it back and forth several times. Turn the container over onto its other end and tip it back and forth several times. Empty the rinsate into application equipment or a mix tank or store rinsate for later use or disposal. Repeat this procedure two more times.

Then offer for recycling if available or reconditioning if appropriate or puncture and dispose of in a sanitary landfill, or by other procedures approved by state and local authorities.

GENERAL INFORMATION

Permatox IPB is a liquid concentrate of 3-Iodo-2-Propynyl Butyl Carbamate which readily mixes with various diluents to form a preservative solution. Wood products for use in the particle board production process may be protected from sapstain and mold by the same treating processes recommended for freshly cut lumber and timber.

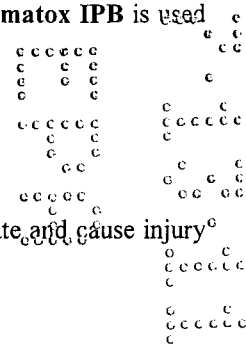
Permatox IPB is supplied as a concentrate and lends itself to automatic metering and dilution with water, using either the Sure-Mix or dispenser system, or by simply hand mixing, and then may be applied to wood products by dip, spray, or flow coat. Typically, manual procedures are used when **Permatox IPB** is used with petroleum solvents.

GENERAL PRECAUTIONS AND RESTRICTIONS

Do not apply this product in a way that it will contact workers or other persons.

Do not use indoors or in any confined area where spray mist and vapors may concentrate and cause injury to plants or animals.

This product is toxic to domestic animals.



Avoid contamination of feed and foodstuffs.

Do not use water collected from treated wood for potable water. Treated sawdust and other wood waste should not be used so that they come in contact with useful living plants.

APPLICATION INSTRUCTIONS

FOR STAIN AND MOLD CONTROL ON FRESHLY CUT LUMBER AND TIMBERS: Freshly cut wood should be treated within 24 hours. Otherwise, fungal attack may extend below the surface of the wood beyond the reach of a surface fungicide treatment. Remove sawdust and other debris from the application apparatus daily to maintain solution effectiveness. Freshly treated lumber should be protected from rain.

BASE STRENGTH: For lumber 2 inches or less in thickness, one gallon of **Permatox IPB** is combined with 200 gallons of water. Under average conditions, a Base Strength solution provides fungus control when applied to rough cut wood, provided drying, storage, and shipment are carried out in accordance with optimum industry standards.

STRONGER THAN BASE STRENGTH: Stronger solutions are needed for lumber thicker than 2 inches, for tightly bundled lumber, surfaced wood and for prolonged exposure to adverse conditions such as high humidity or frequent rain or when ultra low volume applicators are used to apply the solution. These higher-than-Base Strength solutions usually are in the range of one gallon of **Permatox IPB** diluted with 50 to 100 gallons of water. Surfaced lumber normally retains only one-half as much fungicide solution as rough cut wood and hence needs a concentration of double the Base Strength to deposit the necessary amount of fungicide on the wood.

FOR MILLWORK AND OTHER WOOD USED ABOVE GROUND: For windows, window frames, doors, stairs, porches, shingles, trellises, steps, interior trim, wall paneling, furniture, fence pickets, and rails, furring strips, arbors, flooring and beverage cases. **Permatox IPB** may be diluted with water or mineral spirits before use. Dilute 1 part of **Permatox IPB** with 10 parts of water or 1 gallon of **Permatox IPB** with 15 gallons of mineral spirits or equivalent solvent. Mild agitation is necessary during the dilution process.

The best results will be obtained if wood to be treated is immersed for 3 minutes or longer. If dipping is not possible, 2 liberal brush or spray applications can be applied. Allow at least 1 hour between applications. Make certain all surfaces are fully treated to obtain the maximum benefits. Allow 24 hours or longer after application of the preservative before painting or until all carrier (water or mineral spirits) has evaporated. Less paint is needed over wood treated with this water repellent wood preservative.

FOR GENERAL PRESERVATION OF WOOD IN GROUND CONTACT: **Permatox IPB** may be diluted with water or a suitable petroleum solvent such as mineral spirits, diesel fuel, or solvents conforming to AWWA* Standard P-9, for use in protecting wood from decay under conditions of high decay hazard. Dilute 1 part **Permatox IPB** with 10 parts water or 1 gallon of **Permatox IPB** with 15 gallons of petroleum solvent. After dilution, the **Permatox IPB** can be applied to lumber, posts, poles, and other wood products by soaking, spraying, or brushing. The degree of protection is directly related to the amount of **Permatox IPB** retained in the wood. Soaking will result in higher levels of retention than brushing or spraying and should be used when possible. Fence posts should be debarked and air seasoned until dry and then soaked 24 to 48 hours. The butts should be well treated. Lumber for steps, sills, etc. should be soaked for at least 12 hours. When wood is not to be used in ground contact, brushing or swabbing may be used. The joints should be thoroughly treated. Commercial wood treating establishments may apply ready-to-use solutions of **Permatox IPB** by pressure treatment according to methods described by AWWA. For supplemental protection against insect attack, admix appropriately labeled, EPA-registered insecticides to the ready-to-use **Permatox IPB** solutions. Follow the directions given on the insecticide product label.

