



UNITED STATES ENVIRONMENTAL PROTECTION AGENCY  
WASHINGTON, DC 20460

OFFICE OF CHEMICAL SAFETY  
AND POLLUTION PREVENTION

May 2, 2019

Thomas A. Lennan  
Regulatory Affairs Specialist  
MGK  
8810 Tenth Ave North  
Minneapolis, MN 55427

Subject: Notification per PRN 98-10 – Addition of alternate brand names and a descriptor statement.  
Product Name: MGK Formula 2993  
EPA Registration Number: 1021-2822  
Application Date: December 14, 2018  
Decision Number: 547492

Dear Mr. Lennan:

The Agency is in receipt of your Application for Pesticide Notification under Pesticide Registration Notice (PRN) 98-10 for the above referenced product. The Registration Division (RD) has conducted a review of this request for its applicability under PRN 98-10 and finds that the action requested falls within the scope of PRN 98-10.

The label submitted with the application has been stamped “Notification” and will be placed in our records.

The alternate brand names **Outback Yellowjacket Bait, Infiltrate Yellowjacket Bait, VespX Yellowjacket Bait, Vespex Yellowjacket Bait, Vespula Yellowjacket Bait, Vespex Yellowjacket Bait, VespX, Vespex, Vespula, and Vespex** have been added to the product record.

Should you wish to add/retain a reference to the company’s website on your label, then please be aware that the website becomes labeling under the Federal Insecticide Fungicide and Rodenticide Act and is subject to review by the Agency. If the website is false or misleading, the product would be misbranded and unlawful to sell or distribute under FIFRA section 12(a)(1)(E). 40 CFR 156.10(a)(5) list examples of statements EPA may consider false or misleading. In addition, regardless of whether a website is referenced on your product’s label, claims made on the website may not substantially differ from those claims approved through the registration process. Therefore, should the Agency find or if it is brought to our attention that a website contains false or misleading statements or claims substantially differing from the EPA approved registration, the website will be referred to the EPA’s Office of Enforcement and Compliance.

If you have any questions, you may contact please contact Jennifer Gaines at 703-305-5967 or via email at [gaines.jennifer@epa.gov](mailto:gaines.jennifer@epa.gov).

Sincerely,

A handwritten signature in cursive script that reads "Jennifer Daines" followed by a small mark that appears to be "bn".

Elizabeth Fertich  
Product Manager 04  
Invertebrate & Vertebrate Branch 1  
Registration Division (7505P)  
Office of Pesticide Programs

NOTIFICATION

1021-2822

The applicant has certified that no changes, other than those reported to the Agency have been made to the labeling. The Agency acknowledges this notification by letter dated:

05/02/2019

# MGK® Formula 2993

~~[ABNs: Outback Yellowjacket Bait; Infiltrate Yellowjacket Bait; VespX Yellowjacket Bait, Vespex Yellowjacket Bait; Vesputa Yellowjacket Bait; <sup>TM</sup>Yellowjacket Bait; Vespedex Yellowjacket Bait; VespX; Vespex; Vesputa<sup>TM</sup>; Vespedex;]~~

[To control yellowjackets.]  
[A bait to control yellowjackets.]

[For use outdoors around buildings, establishments and areas such as: commercial, industrial, agricultural, residential, public settings and transportation equipment where yellowjackets are a nuisance.]

ACTIVE INGREDIENT:		
Fipronil .....	0.1%	
OTHER INGREDIENTS .....	99.9%	
	100.0%	

## KEEP OUT OF REACH OF CHILDREN

See [inside] [booklet] [package [insert] [or box] [original container label]] [side] [back [panel]] for [additional] [Precautionary [Statements,]] [Directions for Use] [and] [Storage and Disposal].

Have the product container or label with you when calling a poison control center or doctor or going for treatment. For information regarding medical emergencies or pesticide incidents, call 1-888-740-8712.

Manufactured for:



8810 Tenth Avenue North  
Minneapolis, MN 55427

EPA Reg. No. 1021-2822

EPA Est. No. 1021-MN-2

Net Contents: \_\_\_\_\_ [Grams, Fluid oz.]

### PRECAUTIONARY STATEMENTS HAZARDS TO HUMANS AND DOMESTIC ANIMALS

Wash hands thoroughly with soap and water after handling and before eating, drinking, chewing gum, using tobacco or using the toilet.

### ENVIRONMENTAL HAZARDS

This pesticide is toxic to fish and wildlife. Cover or collect spilled bait during loading. Do not apply directly to water. Do not contaminate water by cleaning of equipment or disposal of equipment wash waters.

### PHYSICAL OR CHEMICAL HAZARDS

Do not apply this product around electrical equipment due to the possibility of shock hazard.

~~[MGK® (Brand Name) Yellowjacket Bait effectively kills yellowjacket colonies. [MGK (Brand name) Yellowjacket Bait (Station) contains (an ingredient) (Fipronil) that kills yellowjackets continuously (nonstop). MGK (Brand name) Yellowjacket Bait (station) is attractive to [pestiferous (scavenger)] species of yellowjackets and kills the nest (colony) [including queens]. [MGK (Brand name) Yellowjacket Bait] may be placed outdoors where you have seen yellowjackets [foraging or flying]. MGK (Brand name) Yellowjacket Bait is effective even under high yellowjacket pressure.]~~

### DIRECTIONS FOR USE

It is a violation of Federal law to use this product  
In a manner inconsistent with its labeling.

READ ENTIRE LABEL. USE STRICTLY IN ACCORDANCE WITH PRECAUTIONARY STATEMENTS AND DIRECTIONS AND WITH APPLICABLE STATE AND FEDERAL REGULATIONS.

**For use outdoors around buildings, establishments and areas such as:** commercial, industrial, agricultural, residential, public settings and transportation equipment where yellowjackets are a nuisance.

**To control yellowjackets.**

**USE RESTRICTIONS:**

- Do not use without a bait station.
- Do not place the bait station within reach of small children or pets.
- Do not place stations within 20 feet of known yellowjacket nest (colony).
- Do not apply bait outside of station.
- Do not spray or add any other insecticides to the bait or station.
- Apply no more than 45 grams of bait per half acre [90 grams per acre] at any one time.

**USE DIRECTIONS:**

This product is for use outdoors in a bait station for the control of yellowjackets. For best results bait should be applied when yellowjackets are actively foraging, such as in the morning or during sunny warm conditions when the expected daytime temperature is greater than 50°F [10°C] and less than 90°F [32°C]. It is not necessary to find or locate the yellowjacket nest (colony) for bait to be effective.

The number of stations used may vary, as long as no more than 90 grams of bait per acre are applied at any one time. For best results, place at least 8-10 stations per acre. For areas less than an acre, fewer stations can be used. [See Application Rate Table]

Hang or attach the station at least 4 feet off the ground, to available trees or structures within area of protection.

If no tree or structure is available in a given area, stakes or poles can be used for placement of bait stations at least 4 feet off the ground.

### Bait Station Directions

Do not use bait stations with an opening outside of these dimensions 16.5mm x 16.5 mm to 24mm x 24mm.

This allows adequate room for yellowjacket entry and exit while not allowing non-target access.

#### Option 1:

##### Bottle Stations

Pre-drilled bottles may be available for purchase separately.



- 1) Push down on cover and twist counter clockwise to open. [Other graphic/illustration]
- 2) Apply 3-9 grams of bait (each gram = 1/5 teaspoon) onto inside wall of station.

[Graphic/illustration approx. 3 grams of bait  ]


- 3) Replace cover and turn clockwise to close. [Graphic/illustration]
- 4) Position the station at least 4 feet above the ground by hanging to or attaching to an object, using the string/wire or double-sided adhesive pad. [Graphic/illustration]
- 5) When yellowjackets are no longer present in treatment area, remove stations.
- 6) If the bait in the stations is not entirely consumed, please refer to the Storage and Disposal statements for proper disposal.

**Option 2:**

**Easy Grip Station**

Prepare the station for placement as follows:

- 1) Remove station from package.
- 2) Open station by squeezing rear handles together.
- 3) While maintaining pressure to keep station open, apply 3-9 grams (each gram = 1/5 teaspoon) of bait to inside wall of station.
- 4) Position the station at least 4 feet above the ground by hanging to or attaching to an object using a hanger/ an S-hook/ a zip tie/ a string/ a wire/ a double-sided adhesive pad. [Graphic/illustration]
- 5) When yellowjackets are no longer present in treatment area, remove stations.
- 6) If the bait in the stations is not entirely consumed, please refer to the Storage and Disposal statements for proper disposal.



**Option 3:**

**Orange Clamshell Station**

Prepare the station for placement as follows:

[Other Illustration]

- 1) Remove station from packaging and unfold/open it up.

[Other Illustration]



- 2) Apply 3-9 grams (each gram = 1/5 teaspoon) of bait onto inside wall or bottom of station.

[graphic or illustration  = approx. 3 grams of bait]

[Other Illustration]




- 3) Snap station closed on top.
- 4) Position the station at least 4 feet above the ground by hanging to or attaching to an object, using an S-hook hanger/string/wire/zip tie or double-sided adhesive pad.
- 5) When yellowjackets are no longer present in treatment area, remove stations.
- 6) If the bait in the stations is not entirely consumed, please refer to the Storage and Disposal statements for proper disposal.

**Option 4: This option is to be used for packages that contain bait only, without station. Professional pest management professionals will reuse existing stations.**

**Refill**

Use bait only in a station specifically designed for yellowjackets, and with openings from 16.5mm x 16.5mm to 24mm x 24mm:

- 1) Apply 3-9 grams (each gram = 1/5 teaspoon) of bait onto inside wall or bottom of station.  
[graphic or illustration [  = approximately 3 gm bait]
- 2) Position the station at least 4 feet above the ground by hanging to or attaching to an object using a using a n S-hook hanger/string/wire/zip tie or double-sided adhesive pad.
- 3) When yellowjackets are no longer present in treatment area, remove stations.
- 4) If the bait in the stations is not entirely consumed, please refer to the Storage and Disposal statements for proper disposal.



**APPLICATIONS TO LARGE OUTDOOR AREAS:**

Place at least 8-10 bait stations per acre (see application rate instructions below). Place stations approximately 70 feet apart. If a yellowjacket nest (colony) location is identified, do not place a station within 20 feet of the nest (colony) because yellowjackets tend to forage farther away from their nest (colony). In large areas, it is recommended to draw a diagram marking all bait station placements to prevent bait stations from being lost. Use the diagram to check bait stations and for collection of stations after control is achieved.

**APPLICATION RATES:**

Apply 3-9 grams (each gram = 1/5 teaspoon) of bait per station depending on the severity of the yellowjacket problem. Use at least 8-10 stations per acre. Apply no more than 90 grams of bait per acre (43,560 sq. ft.). [45 grams of bait per half acre (21,780 sq. ft.)]

For best results, initially apply 3 grams of bait in each station. Before leaving the treatment area, it is recommended to check the early station placements. If more than 75% of the bait has been removed from the station and there is still yellowjacket activity, reapply the full 9 grams of bait to each depleted station as long as no more than 90 grams of bait per acre are present. [45 grams of bait per half acre (21,780 sq. ft.)]

**Rebaiting Process**

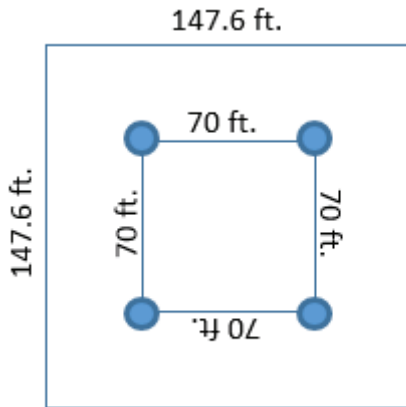
For best results, check bait stations 3-4 days after bait placement but no longer than 7 days after placement. Add up to 9 grams of fresh bait to each depleted station as long as no more than 90 grams of bait per acre are present. [45 grams of bait per half acre (21,780 sq. ft.)]

For the stations where no bait was taken, dump unused bait into a container for later disposal, per the Storage and Disposal instructions, and apply fresh bait to station. Move the stations to a new location within the treatment area where yellowjacket activity or bait removal has been observed.

**[Grams of Bait**

- 1 grams = 1/5 teaspoon
- 2 grams = 2/5 teaspoon
- 3 grams = 3/5 teaspoon
- 6 grams = 1 1/5 teaspoons
- 9 grams = 1 4/5 teaspoons]

**[4 Station Placement Example for Half Acre**



Dots represent bait stations.

Total coverage area is 21,780 sq. ft. for half-acre applications.

Place four stations roughly 70 feet from one another (a maximum of 9 grams per station for 4-station placement.)]

**Optional table for recommended application rate per station**

[Application Rate Table

**Maximum Grams of Bait per Station**

Stations	Area in Square Feet (Acres)						
	4,356 ft <sup>2</sup> (0.1 A)	10,890 ft <sup>2</sup> (0.25 A)	14,519 ft <sup>2</sup> (0.33 A)	21,780 ft <sup>2</sup> (0.5 A)	29,040 ft <sup>2</sup> (0.67A)	32,670 ft <sup>2</sup> (0.75A)	43,560 ft <sup>2</sup> (1A)
1	9.0 gm	9.0 gm	9.0 gm	9.0 gm	9.0 gm	9.0 gm	9.0 gm
2	4.5 gm	9.0 gm	9.0 gm	9.0 gm	9.0 gm	9.0 gm	9.0 gm
3	3.0 gm	7.1 gm	9.0 gm	9.0 gm	9.0 gm	9.0 gm	9.0 gm
4	██████	5.6 gm	7.5 gm	9.0 gm	9.0 gm	9.0 gm	9.0 gm
5	██████	4.4 gm	6.0 gm	9.0 gm	9.0 gm	9.0 gm	9.0 gm
6	██████	3.7 gm	5.0 gm	7.5 gm	9.0 gm	9.0 gm	9.0 gm
7	██████	3.2 gm	4.2 gm	6.4 gm	8.5 gm	9.0 gm	9.0 gm
8	██████	██████	3.7 gm	5.6 gm	7.5 gm	8.4 gm	9.0 gm
9	██████	██████	3.3 gm	5.0 gm	6.6 gm	7.5 gm	9.0 gm
10	██████	██████	3.0 gm	4.5 gm	6.0 gm	6.7 gm	9.0 gm

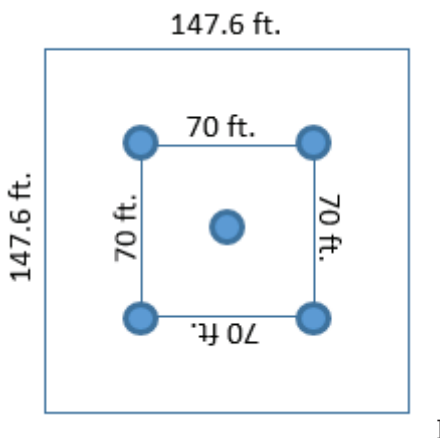
[Each gram of bait is roughly 1/5 of a teaspoon.]

[Application Rate Table

Acres	Maximum Area Bait in Grams	Maximum Number of Stations
0.1 (1/10)	9.0	3
0.25 (1/4)	22.5	7
0.33 (1/3)	30.0	10
0.5 (1/2)	45.0	15
0.66 (2/3)	60.0	20
0.75 (3/4)	67.5	22
1	90.0	30

[Each gram of bait is roughly 1/5 of a teaspoon.]

**5 Station Placement Example for Half Acre**



## STORAGE AND DISPOSAL

### PESTICIDE STORAGE:

Store at room temperature and avoid extended exposure to heat. Store in a dry place. Always store pesticides in the original container. Store away from food and pet food.

### PESTICIDE DISPOSAL AND CONTAINER HANDLING:

Syringe is not a refillable container. Do not reuse or refill this syringe.

If empty:

Place in trash or offer for recycling if available.

If partly filled:

Call your local solid waste agency for disposal instructions. Never place unused product down any indoor or outdoor drain.

### [Storage and Disposal for non-refillable bulk containers for repacking into end use containers]

## STORAGE AND DISPOSAL

Do not contaminate water, food, or feed by storage or disposal.

**PESTICIDE STORAGE:** Keep this product in its tightly closed original container when not in use.

Store at room temperature and avoid extended exposure to heat. Store in an area that is inaccessible to children and animals.

**PESTICIDE DISPOSAL:** Wastes resulting from the use of this product may be disposed of on site or at an approved waste disposal facility.

**CONTAINER HANDLING:** Non-refillable container. Do not reuse or refill this container. Triple rinse (or equivalent) and offer for recycling if available or reconditioning if appropriate, or puncture and dispose of in a sanitary landfill, or by other approved State and local procedures.

### OPTIONAL WARRANTY STATEMENTS:

**NOTICE:** To the extent consistent with applicable law, buyer assumes all responsibility for safety and use not in accordance with directions.

**[IMPORTANT:** Read the entire Directions for Use, Conditions of Sale and Disclaimer of Warranties and Limitations of Liability before using this product.

**CONDITIONS OF SALE:** The directions for use of this product have been determined to be appropriate for the correct use of this product. This product has been tested under different environmental conditions similar to those that are ordinary and customary where the product is to be used. Insufficient control of pests or plant injury may result from the occurrence of extraordinary or unusual conditions, or from failure to follow label directions. In addition, failure to follow label directions may cause injury to animals, man and damage to the environment. Manufacturer and Seller offer, and the buyer accepts and uses, this product subject to the conditions that extraordinary or unusual environmental conditions, or failure to follow label directions are beyond the control of Manufacturer and Seller and are, therefore, the responsibility of the buyer.

### LIMITED WARRANTY AND LIMITATION OF DAMAGES

Manufacturer and Seller warrant that this material conforms to the chemical description on the label. TO THE EXTENT CONSISTENT WITH APPLICABLE LAW, MANUFACTURER AND SELLER MAKE NO OTHER EXPRESS OR IMPLIED WARRANTY, INCLUDING ANY OTHER EXPRESS OR IMPLIED WARRANTY OF FITNESS OR MERCHANTABILITY, and no agent of Manufacturer or Seller is authorized to do so except in writing with a specific reference to this warranty. Any damages arising from a breach of this warranty shall be limited to direct damages and shall not include consequential commercial damages such as loss of profits or values, etc.]

## **Marketing Claims**

### **General**

New (for 6 months)  
Clean, Odorless Bait  
Clean, Effective and Easy to Use  
Easy to use  
For outdoor use in commercial, industrial and residential areas  
Only attracts Yellowjackets / Vespula Spp.

### **Efficacy**

Kills (Controls) Yellowjackets / Vespula Spp.  
Effective bait against Yellowjackets / Vespula Spp.  
Effective bait for Yellowjackets / Vespula Spp.  
Kills (Controls) Yellowjacket / Vespula Spp. Nests (Colonies) in structures  
Kills (Controls) Yellowjacket / Vespula Spp. Nests (Colonies)  
Kills (Controls) Yellowjacket / Vespula Spp. Nests (Colonies) in the ground  
Effective [localized] control of Yellowjackets  
Kills [Controls] Yellowjacket / Vespula Spp. Nests (Colonies) within a quarter acre of the station  
Controls Yellowjacket / Vespula Spp. Nests (Colonies) [even those] that cannot be located  
For use all season long in controlling Yellowjacket / Vespula Spp. Nests (Colonies)  
Kills hidden (unseen) Yellowjacket / Vespula Spp. Nests (Colonies)  
Kills Yellowjacket/Vespula Spp. Nests (Colonies) you can't find (locate) (see)  
Kills the [Yellowjacket / Vespula Spp.] queen  
Collapses the entire Yellowjacket nest

### **Bait Transfer Claims**

Horizontal transfer [of the bait] kills the colony (nest)  
Foraging Yellowjackets transfer (take) the bait to the (nest) (colony) effectively killing the nest (colony) [including queens]  
The yellowjackets feed on the bait and then take the bait back to kill the others in the nest [colony]. There is no need to find or disturb the nest (colony) to destroy it.

### **Palatability**

Yellowjacket bait provides long range olfactory cues, up to 350 ft.  
Attracts Yellowjackets which then return to their nest (colony) and share the bait that kills the colony  
Do not use this product for Paper Wasps, Baldfaced Hornets or Mud Daubers  
Dual action – attracts and kills yellowjackets

### **Location Claims**

For use in yards

### **Convenience Claims**

Ideal for situations when the nest (colony) location is unknown or inaccessible  
For nests (colonies) you can't find (locate) (see)

### **Optional Claims When Package Includes a Station**

Easy to Use Station  
[Convenient] Station can be placed or hung almost anywhere at least 4 feet off the ground.  
[Refillable] Station can be used year after year  
Refills available

### **Optional Claims When Package Does Not Include a Station**

Must use a station with openings 16.5-24mm in diameter  
Only attracts Yellowjackets.

### **How it Works**

Bait is taken back and shared within the colony  
Active ingredient is transferred throughout the colony