

1021-2618

1 / 14 / 2014

1 / 11



U.S. ENVIRONMENTAL PROTECTION AGENCY
Office of Pesticide Programs
Registration Division (H7505C)
1200 Pennsylvania Avenue, N.W.
Washington, D.C. 20460

EPA Reg. Number:
1021-2618

Date of Issuance:
JAN 14 2014

Term of Issuance:
Unconditional

Name of Pesticide Product:
ESD 12101

NOTICE OF PESTICIDE:

- Registration
- Reregistration

(Under FIFRA as amended)

Name and Address of Registrant (include ZIP Code):
McLaughlin Gormley King Company
8810 Tenth Avenue
Minneapolis, MN 55427

Note: Changes in labeling differing in substance from that accepted in connection with this registration must be submitted to and accepted by the Registration Division prior to use of the label in commerce. In any correspondence on this product always refer to the above EPA registration number.

On the basis of information furnished by the registrant, the above named pesticide is hereby registered/reregistered under the Federal Insecticide, Fungicide and Rodenticide Act.

Registration is in no way to be construed as an endorsement or recommendation of this product by the Agency. In order to protect health and the environment, the Administrator, on his motion, may at any time suspend or cancel the registration of a pesticide in accordance with the Act. The acceptance of any name in connection with the registration of a product under this Act is not to be construed as giving the registrant a right to exclusive use of the name or to its use if it has been covered by others.

This product is unconditionally registered in accordance with FIFRA sec. 3(c)(5) provided:

1. You will submit and/or cite all data required for registration/reregistration of your product under FIFRA sec. 3(c)(5) when the Agency requires all registrants of similar products to submit such data; and submit acceptable responses required for reregistration of your product under FIFRA section 4.
2. You make the following label changes:
 - a. Revise the EPA Registration Number to read "EPA Reg. No.1021-2618".
 - b. The efficacy studies are acceptable and support the addition of the pest "mosquitoes to the label. Note that the distance from the trap changed from the original protocol from seven to six feet.
 - Change area of protection to 100 square feet from 155 square feet.
 - Change "Protects a 12 to 14 feet diameter [of repellency] to "10 feet x 10 feet area"
 - Change the area protected by six fixtures to 600 square feet
 - c. Remove reference to specific species on the label. Replace with "mosquitoes".

d. Remove the following claims:

- Odorless.
- Repellent you don't apply to [spray on] clothes or skin
- Spray-less [spray-free] [biting] mosquito repellent [protection]
- Remove repellent is odorless [silent] [and invisible]
- Effective season long mosquito protection for your entire deck, porch or patio
- Attractive light fixtures that protect your outdoor patio, [unenclosed porch], [walkway], [or deck] area from [biting] mosquitoes all season
- Remove all references to invisible
- Remove "season long" from the label.
- It's as easy as turning on the lights to say goodbye to [biting mosquitoes] mosquitoes and the old hassles of keeping them away the entire summer
- Buy one get one free
- Coupon (\$) rebate inside

4. The basic Confidential Statement of Formula (CSF) dated April 8, 2013 is acceptable and is the basic CSF of record. The alternate CSF dated April 8, 2013 is also acceptable.

5. The acute toxicity studies were reviewed and classified as acceptable. The acute toxicity profile for this product is:


Acute Toxicity Study

Toxicity Category

Acute Toxicity Study	Toxicity Category	
Acute Oral	IV	Acceptable
Acute Dermal	IV	Acceptable
Acute Inhalation	IV	Acceptable
Primary Eye Irritation	IV	Acceptable
Primary Dermal Irritation	IV	Acceptable
Dermal Sensitization	Negative	Acceptable

Please submit two (2) copies of your final printed labeling before releasing the product for shipment. If these conditions are not complied with, the registration will be subject to cancellation in accordance with FIFRA section 6(e). Your release for shipment of the product bearing amended labeling constitutes acceptance of these conditions. A stamped copy of the label is enclosed for your records.

If you have any questions regarding this registration, please contact Kevin Sweeney at (703) 305-5063. Thank you for your cooperation in this matter.

Signature of Approving Official: 	Date:
Richard Gebken, Product Manager, RD/IB (7905P)	JAN 14 2014

Enclosure

3/11

ESD 12101

For Outdoor Use Only

- [Repels [protects against] [biting] mosquitoes, including those that may transmit encephalitis, [West Nile Virus], [Eastern equine encephalitis], [Western equine encephalitis], [La Crosse encephalitis], [California encephalitis], [St. Louis encephalitis] and [dengue].
- Repels *Aedes (aegypti)*, *Anopheles (dirus)* and *Culex (quinquefasciatus)* mosquitoes
- Repels [biting] mosquitoes
- Provides effective mosquito protection
- Fast-acting mosquito protection
- Easy to Use
- Convenient
- No Mess, no sprays, no creams
- Non-Staining
- Odorless
- Unscented
- Repellent you don't apply to [spray on] clothes [or skin].
- Spray-less [spray-free] [biting] mosquito repellent [protection]
- Repellent is odorless, [silent] [and invisible]]

**ACCEPTED
with COMMENTS
In EPA Letter Dated
JAN 14 2014**
Under the Federal Insecticide,
Fungicide, and Rodenticide Act,
as amended, for the pesticide
registered under EPA Reg. No.
1021-2618

{Additional alternate bullets at end of label}

ACTIVE INGREDIENT:	
Metofluthrin.....	4.0%
*OTHER INGREDIENTS.....	96.0%
	100.0%
* Contains petroleum distillate	

EPA Reg. No. 73049 - xxxx

EPA Est. No.

KEEP OUT OF REACH OF CHILDREN CAUTION

See [side (back) panel] [inside (outside) packaging] insert for additional precautions

PRECAUCION AL CONSUMIDOR: Si usted no lee inglés, no utilice este producto hasta que la etiqueta le haya sido explicada ampliamente.

(TO THE USER: If you cannot read English, do not use this product until the label has been fully explained to you.)

Net Contents: Contains a total of 1.52 fl oz. (45ml) to 13.52 fl. oz. (400 ml)

{Product Name with fixture}

Contains: 1 to 8 Fixture(s) [Device(s)] [Unit(s)] and 1 x 1.52 fl. oz. (45 ml) to 8 x 1.52 fl. oz. (45 ml) or 1 x 1.69 fl. oz. (50 ml) to 8 x 1.69 fl. oz. (50 ml) Bottle Name [Repellent Bottle(s)] [Repellent Cartridge(s)] [Repellent Refill(s)]

{Bottle only}

Contain(s): 1 x 1.52 fl. oz. (45 ml) to 8 x 1.52 fl. oz. (45 ml) or 1 x 1.69 fl. oz. (50 ml) to 8 x 1.69 fl. oz. (50 ml) Bottle Name [Repellent Bottle(s)] [Repellent Cartridge(s)] [Repellent Refill(s)]

Lot Number:

FIRST AID	
If swallowed:	<ul style="list-style-type: none"> • Immediately call a poison control center or doctor. • Do not induce vomiting unless told to do so by a poison control center or doctor. • Do not give any liquid to the person. • Do not give anything by mouth to an unconscious person.
HOT LINE NUMBER	
Have the product container or label with you when calling a poison control center or doctor, or going for treatment. In case of <i>Medical</i> emergencies or health and safety inquiries or in case of fire, leaking or damaged containers, information may be obtained by calling 1-877-315-9819.	
NOTE TO PHYSICIAN	
Contains petroleum distillate – vomiting may cause aspiration pneumonia.	

PRECAUTIONARY STATEMENTS HAZARDS TO HUMANS AND DOMESTIC ANIMALS

CAUTION

Harmful if swallowed. Wash hands thoroughly with soap and water after handling and before eating, drinking, chewing gum, using tobacco or using the toilet.

ENVIRONMENTAL HAZARDS

Do not apply to water.

DIRECTIONS FOR USE

It is a violation of Federal Law to use this product in a manner inconsistent with its labeling.

For use outdoors on patios, decks, unenclosed porches, walkways, around swimming pools and other areas where mosquito protection is desired.

Do not use indoors.

Do not pry ESD12101 [Bottle Name] [Repellent Bottle] [Repellent Cartridge] [Repellent Refill] open.

For best results [protection] [coverage] [for a typical sized deck or patio] place [install] one fixture [Product Name] [Device] [Unit] every 12 to 14 ft. around [throughout] the area you wish to protect [from biting mosquitoes].

A set of 4 Fixtures [Devices] [Units] provides up to 600 square feet of mosquito protection. [A set of 6 Fixture [Device] [Unit] provides up to 900 square feet of mosquito protection.]

The Vaporizer [Liquid] [Repellent] [Emanator] works [operates] independently from [with or without] the Light [Light Fixture] [Lamp] [LED].

The Vaporizer [Liquid] [Repellent] [Emanator] should be turned off when not in use.

The Vaporizer [Liquid] [Repellent] [Emanator] will get hot while in use. Always allow Vaporizer [Liquid] [Repellent] [Emanator] to cool before replacing with ESD12101 [Bottle Name] [Repellent Bottle] [Repellent Cartridge] [Repellent Refill].

After 6 weeks of use, Open [Remove] Fixture [device] cover and visually inspect ESD12101 [Bottle Name] [Repellent Bottle] [Repellent Cartridge] [Repellent Refill] to determine usage rate.

Replace when ESD12101 [Bottle Name] [Repellent Bottle] [Repellent Cartridge] [Repellent Refill] is empty.

Replace ESD12101 [Bottle Name] [Repellent Bottle] [Repellent Cartridge] [Repellent Refill] when power to device is [turned] off.

Do not insert [use] anything other than ESD12101 [Bottle Name] [Repellent Bottle] [Repellent Cartridge] [Repellent Refill] in [to] the Fixture [product name] [Device] [Unit].

Operating Instructions:

Use photosensor, [timer] [or switch] to operate [to turn on] Vaporizer [mosquito repellent] [repellent] [mosquito protection] [system] [device] [Liquid] [Repellent] [Emanator].

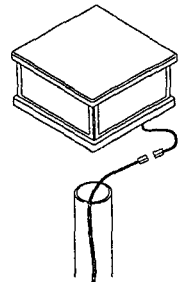
Use photosensor, [timer,] [or switch] to operate [turn on] Light [Light Fixture] [Lamp] [LED].

Use with 12v transformer and controller provided [available separately].

Installation instructions – [Please refer to detailed instructions provided with the (Product name)]

[Turn off electricity at main circuit breaker panel before beginning installation.]
Consult local building codes to ensure compliance with wiring and grounding requirements.

- 1) Attach each Fixture [Device] [Unit] to post or stem, using hardware provided making sure Fixture [Device] [Unit] is level.
- 2) Connect Vaporizer [Liquid] [Repellent] [Emanator] and Light [Light Fixture] [Lamp] [LED] wires to controlled 12v power source, [or use [Product name] Controller and Transformer].
- 3) Place [Install] one ESD12101 [product name] [Fixture] [Device] [Unit] every 12 to 14 feet.

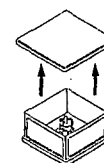
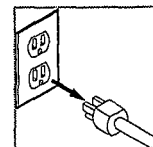


If you have any questions about wiring, get assistance from a professional electrical contractor.

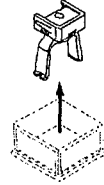
When using for the first time [For first time] [Initial] Use:

How to insert ESD12101 [Bottle Name] [Repellent Bottle] [Repellent Cartridge] [Repellent Refill] Into Fixture [Device] [Unit].

1. Remove 1 (one) ESD12101 [Bottle Name] [Repellent Bottle] [Repellent Cartridge] [Repellent Refill] from packaging.
2. Place on a flat surface and remove protective cap.
3. Unplug [Disconnect power to] Fixture [Device] [Unit].
4. Open [Remove] Fixture [Device] [Unit] cover.



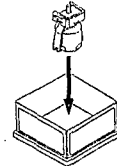
5. Disconnect and remove Vaporizer [Liquid] [Repellent] [Emanator] assembly from Fixture [Device] [Unit].



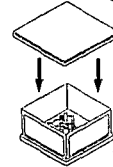
6. Ensuring that the cap is removed, attach ESD12101 [Bottle Name] [Repellent Bottle] [Repellent Cartridge] [Repellent Refill] assembly so that top of wick fits into Vaporizer [Liquid] [Repellent] [Emanator] assembly.



7. Connect and attach Vaporizer [Liquid] [Repellent] [Emanator] assembly to Fixture [Device] [Unit].



8. Replace [Attach] Fixture [Device] [Unit] cover.

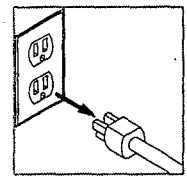


9. Repeat for each Fixture [Device] [Unit].

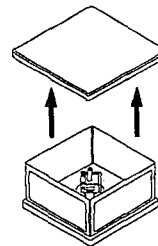
10. When finished, plug in Fixture [Device] [Unit] [reconnect power].

How to replace empty ESD12101 [Bottle Name] [Repellent Bottle] [Repellent Cartridge] [Repellent Refill] into fixture [device].

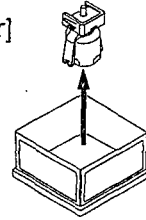
1. Unplug [Disconnect power to] Fixture [Device] [Unit]. If Vaporizer [Liquid] [Repellent] [Emanator] has been operating, allow at least 1 hour to cool down before handling.



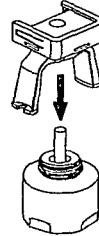
2. Open [Remove] Fixture [Device] [Unit] cover.



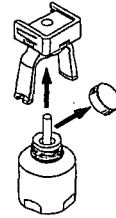
- 3. Disconnect and remove Vaporizer [Liquid] [Repellent] [Emanator] assembly from Fixture [Device] [Unit].



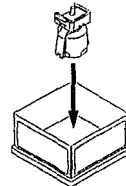
- 4. Remove used [empty] ESD12101 [Bottle Name] [Repellent Bottle] [Repellent Cartridge] [Repellent Refill] from assembly.



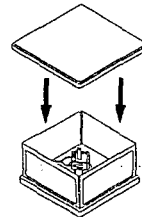
- 5. Remove cap, attach ESD12101 [Bottle Name] [Repellent Bottle] [Repellent Cartridge] [Repellent Refill] to assembly so that top of wick fits into Vaporizer [Liquid] [Repellent] [Emanator] assembly.



- 6. Connect and attach Vaporizer [Liquid] [Repellent] [Emanator] assembly to Fixture [Device] [Unit].



- 7. Replace [re-Attach] [Fixture] [Device] [Unit] cover.



- 8. Repeat for each Fixture [Device] [Unit].

- 9. When finished, plug in Fixture [Device] [Unit]] [reconnect power].

STORAGE AND DISPOSAL

Do not contaminate water, food, or feed by storage and disposal of repellent unit.

Pesticide Storage: Store in a cool, dry place. Keep container tightly closed. Store refills out of direct sunlight

Pesticide Disposal and Container Handling: Non-refillable [liquid vaporizer] [bottle] [cartridge][container]. Do not reuse or refill this [liquid vaporizer] [bottle] [cartridge] [container]. **If empty or at the end of the season, dispose of unused portion according to label directions:** Place in trash. **If partly filled:** Call your local solid waste agency for disposal instruction. Never place unused product down any indoor or outdoor drain

8/11

IMPORTANT: READ BEFORE USE

Read the entire Directions for Use, Conditions, Disclaimer of Warranties and Limitations of Liability before using this product. If terms are not acceptable, return the unopened product container at once.

By using this product, user or buyer accepts the following conditions, disclaimer of warranties and limitations of liability.

CONDITIONS: The directions for use of this product are believed to be adequate and must be followed carefully. However, it is impossible to eliminate all risks associated with the use of this product. Ineffectiveness or other unintended consequences may result because of such factors as weather conditions, presence of other materials, or the manner of use or application, all of which are beyond the control of Valent BioSciences Corporation. All such risks shall be assumed by the user or buyer.

DISCLAIMER OF WARRANTIES: TO THE EXTENT CONSISTENT WITH APPLICABLE LAW, VALENT BIOSCIENCES CORPORATION MAKES NO OTHER WARRANTIES, EXPRESS OR IMPLIED, OF MERCHANTABILITY OR OF FITNESS FOR A PARTICULAR PURPOSE OR OTHERWISE, THAT EXTEND BEYOND THE STATEMENTS MADE ON THIS LABEL. No agent of Valent BioSciences Corporation is authorized to make any warranties beyond those contained herein or to modify the warranties contained herein. To the extent consistent with applicable law, Valent BioSciences Corporation disclaims any liability whatsoever for special, incidental or consequential damages resulting from the use or handling of this product.

LIMITATIONS OF LIABILITY: TO THE EXTENT CONSISTENT WITH APPLICABLE LAW, THE EXCLUSIVE REMEDY OF THE USER OR BUYER FOR ANY AND ALL LOSSES, INJURIES OR DAMAGES RESULTING FROM THE USE OR HANDLING OF THIS PRODUCT, WHETHER IN CONTRACT, WARRANTY, TORT, NEGLIGENCE, STRICT LIABILITY OR OTHERWISE, SHALL NOT EXCEED THE PURCHASE PRICE PAID, OR AT VALENT BIOSCIENCES CORPORATION'S ELECTION, THE REPLACEMENT OF PRODUCT.

[Or alternate text]

Note [Notice]: Seller warrants that this product complies with the specifications expressed in this label. To the extent consistent with applicable law, seller makes no other warranties, and disclaims all other warranties, express or implied, including but not limited to warranties of merchantability and fitness for the intended purpose. To the extent consistent with applicable law, seller's liability or default, breach or failure under this label shall be limited to the amount of the purchase price. To the extent consistent with applicable law, seller shall have no liability for consequential damages.]

[Or alternate text]

Notice: To the extent consistent with applicable law, buyer assumes all responsibility for safety and use not in accordance with directions.]

©Valent BioSciences Corporation, 2013

[[Fixture] [Device] [Unit] made in (country of Origin)]

[[Bottle Name] [Repellent Bottle] [Repellent Cartridge] [Repellent Refill] made in (country of origin)]

Valent BioSciences Corporation
Environmental Science Division
870 Technology Way
Libertyville, IL 60048

9/11

{Additional alternate bullets}

- [For optimal performance activate within 15 minutes of use
- Provides protection within 15 minutes of use
- Contains 1 [2] [3] [4] [5] [6] [7] [8] ESD12101 [Bottle Name] [Repellent Bottle] [Repellent Cartridge] [Repellent Refill][s] [for product name].
- Includes 1 (one) [2 (two)] [3 (three)] [4 (four)] [5 (five)] [6 (six)] [7 (seven)] [8 (eight)] ESD12101 [Bottle Name] [Repellent Bottle] [Repellent Cartridge] [Repellent Refill]
- Available [in] single pack [multi pack] [2 pack] [4 pack] [6 pack] [8 pack]
- Effective, season-long* mosquito protection for your entire deck, porch or patio
- Attractive light fixtures that protect your outdoor patio, [unenclosed porch], [walkway] [or deck] area from [biting] mosquitoes all season*
- Attractive lights enhance your patio, unenclosed porch, deck, walkways or yard
- Each Fixture [Product Name] [Device] [Unit] contains a Vaporizer [Liquid] [Repellent] [Emanator] [that] releases an odorless, invisible repellent [that] [and] protects up to 155 square feet (sq. ft) (SF)
- Protects [up to] a 155 sq. ft. area
- Protects [provides] a 12 to 14 ft. diameter [area] [of repellency]
- 155 ft2 (square feet) (SF) [area] [zone] of protection [from biting mosquitoes] from each Fixture [Product Name] [Device] [Unit]
- Use [Recommend using] four [4] Fixture [Device] [Unit] on a typical [average] sized deck, patio or outdoor area [for] [provides] over 600 square feet [sq ft] of coverage
- Use [Recommend using] six [6] Fixture [Device] [Unit] on a large [typical] [average] sized deck, patio or outdoor area [for] [provides] over 900 square feet [sq ft] of coverage
- Fixture [Product Name] [Device] [Unit] produces an invisible area [cloud] [zone] of protection which repels [biting] mosquitoes
- Fixture [Product Name] [Device] [Unit] produces invisible [odorless] vapor to repel [that repels] [biting] mosquitoes
- Vaporizer [Liquid] [Repellent] [Emanator] produces an invisible area [cloud] [zone] of protection which repels [biting] mosquitoes
- Vaporizer [Liquid] [Repellent] [Emanator] produces invisible [odorless] vapor to repel [that repels] [biting] mosquitoes
- [Each] 45 ml (1.52 fl oz) ESD12101 [Bottle Name] [Repellent Bottle] [Repellent Cartridge] [Repellent Refill] provide(s) Season-Long* mosquito protection
- [Each] 45 ml (1.52 fl oz.) ESD12101 [Bottle Name] [Repellent Bottle] [Repellent Cartridge] [Repellent Refill] provide(s) 90 days [3 months] of mosquito protection 4.5 hours per day
- [Each] 45 ml (1.52 fl oz) ESD12101 [Bottle Name] [Repellent Bottle] [Repellent Cartridge] [Repellent Refill] provide(s) 400 [total] hours of mosquito protection
- [included] [Each] 50 ml (1.69 fl oz) ESD12101 [Bottle Name] [Repellent Bottle] [Repellent Cartridge] [Repellent Refill] provide(s) Season-Long** mosquito protection
- [Each] 50 ml (1.69 fl oz.) ESD12101 [Bottle Name] [Repellent Bottle] [Repellent Cartridge] [Repellent Refill] provide(s) 90 days [3 months] of mosquito protection [5 hours per day]
- [Each] 50 ml (1.69 fl oz) ESD12101 [Bottle Name] [Repellent Bottle] [Repellent Cartridge] [Repellent Refill] provide(s) 455 [total] hours of mosquito protection]
- Replace ESD12101 [Bottle Name] [Repellent Bottle] [Repellent Cartridge] [Repellent Refill] for each Fixture [Device] [Unit] after [90 days] [400 hours] [455 hours] of use
- Each ESD12101 [Bottle Name] [Repellent Bottle] [Repellent Cartridge] [Repellent Refill] lasts for up to 400 [455] hours

*assumes 90 days/ average use 4.5 hours per day [45 ml fill]

**assumes 90 days/ average use 5.0 hours per day [50 ml fill]

- [ESD12101 with] Mosquito Protection Technology
- Patent Pending Mosquito Protection Technology
- Easy to install
- No batteries [required]
- No open flame
- No candles
- Powered by low voltage electricity
- No butane [required]
- No external fuel required
- Use timer [or switch] to turn on Vaporizer [mosquito repellent] [repellent] [system] [device] [mosquito protection] [Liquid] [Repellent] [Emanator].
- Use photosensor, [timer,] [or switch] to turn on lights.
- Lights [Lighting] [Light] [Light Fixture] [Lamp] [LED] may be used independently of Vaporizer [mosquito repellent] [repellent] [system] [Liquid] [Repellent] [Emanator] [mosquito protection].
- Durable [metal and glass] construction will provide beautiful lighting [and mosquito protection] for years to come
- Efficient LEDs [use less power for year-round energy savings] [and] [last up to 20,000 [30,000] hours]
- Plus attractive, low-voltage outdoor lighting for that perfect summer evening.
- It's as easy as turning on the lights to say goodbye to [biting] mosquitoes and the old hassles of keeping them away for the entire summer!
- Use on patios, [unenclosed porches,] [decks,] [walkways,] [yards] and other outdoor areas where mosquito protection is desired [required] [needed].
- Designed to mount [sit] on [existing] deck post or a stake in the ground.
- Permanent, low voltage lighting [fixtures] are easy to install using a supplied [available] transformer and low voltage wire.
- Use with 12v transformer and controller [included] [available separately]
- Control with timer, [photo sensor] [or switch] for lighting and/or repellent when you want them, [day or night]
- Vaporizer [Liquid] [Repellent] [Emanator] can operate [be used] independently of lights [with or without] [having] lights on
- Refillable light(ing) fixtures ESD12101 [Bottle Name] [Repellent Bottle] [Repellent Cartridge] [Repellent Refill]
- Free ESD12101 [Bottle Name] [Repellent Bottle] [Repellent Cartridge] [Repellent Refill] included
- Extra refill included
- Buy one get one free
- Coupon [\$] Rebate(s) available [inside]
- ESD12101 [Bottle Name] [Repellent Bottle] [Repellent Cartridge] [Repellent Refill] works with [in] [product name]
- ESD12101 [Bottle Name] [Repellent Bottle] [Repellent Cartridge] [Repellent Refill]
- Specially designed for use with [in] product name
- For protection and added comfort outdoors
- Works [when you want it] [day [and] [or] night]
- [Helps you] enjoy your evening activities with fewer [less] annoying [biting] mosquitoes.
- Simply turn [switch] off the Vaporizer [Liquid] [Repellent] [Emanator] when protection is not needed.
- Won't harm plants, [flowers], [shrubs] or [and] [grass] [lawns]
- Illuminated [Green] [Yellow] [Orange][Blue] LED indicator [light] on [fixture] [device] indicates [signals] that Vaporizer [Liquid] [Repellent] [Emanator] is operating.]

Individual Small Bottle Label

ESD12101 [Bottle Name] [Repellent Bottle] [Repellent Cartridge] [Repellent Refill]

ACTIVE INGREDIENT:

Metofluthrin.....	4.0%
*OTHER INGREDIENTS.....	<u>96.0%</u>
	100.0%

* Contains petroleum distillate

EPA Reg. No. EPA Est. No.

KEEP OUT OF REACH OF CHILDREN

CAUTION

See [outside] [Bottle Name] [Repellent Bottle] [Repellent Cartridge] [Repellent Refill] packaging
[carton] [insert] for precautions and directions for use