

1021-2564

09-27-2011

1/17



UNITED STATES ENVIRONMENTAL PROTECTION AGENCY
WASHINGTON, D.C. 20460-0001

OFFICE OF CHEMICAL SAFETY
AND POLLUTION PREVENTION

September 27, 2011

Mr. Jeffrey Nelson,
Regulatory Affairs Specialist
McLaughlin Gormley King Company
8810 Tenth Avenue North
Minneapolis, MN 55427-4319

**Subject: Label Notification(s); Pesticide Registration Notification (PRN) 98-10
MGK® Pyrethrum Home and Garden Powder, EPA Reg. No. 1021-2564
Your Submission Dated September 8, 2011**

Dear Mr. Nelson:

The Agency is in receipt of your application for Pesticide Notification under Pesticide Registration Notification (PRN) 98-10, dated September 8, 2011, for the referenced product. The Registration Division has conducted a review of this request for its applicability under PRN 98-10, and finds that the action(s) requested fall within the scope of PRN 98-10.


Please be reminded that 40 CFR §156.140(a)(4) requires that a batch code, lot number, or other code identifying the batch of the pesticide distributed and sold be placed on non-refillable containers. The code may appear either on the label (and can be added by non-Notification/PRN 98-10) or durably marked on the container itself.

The label submitted with this application has been time-stamped "Notification," and will be placed within the administrative file for this product. If you have any questions, please contact Mr. Carmen Rodia at (703) 306-0327 or via e-mail at Rodia.Carmen@epa.gov.

Sincerely yours,

A handwritten signature in black ink, appearing to read "Richard Gebken".

Richard J. Gebken
Product Manager (10)
Insecticide Branch
Registration Division (7504P)

 <p>United States Environmental Protection Agency Washington, DC 20460</p>	Registration Amendment Other <input checked="" type="checkbox"/>	OPP Identifier Number
--	--	-----------------------

Application for Pesticide - Section I

1. Company/Product Number 1021-2564	2. EPA Product Manager Richard Gebken	3. Proposed Classification <input checked="" type="checkbox"/> None <input type="checkbox"/> Restricted
4. Company/Product (Name) Pyrethrum Home and Garden Powder	PM# 10	
5. Name and Address of Applicant (Include Zip Code) McLAUGHLIN GORMLEY KING COMPANY 8810 TENTH AVENUE NORTH MINNEAPOLIS, MN 55427 <input type="checkbox"/> Check if this is a new address		6. Expedited Review. In accordance with FIFRA Section 3(c)(3)(b)(i), my product is similar or identical in composition and labeling to: NOTIFICATION EPA Reg. No. _____ Product Name SEP 27

Section - II

<input type="checkbox"/> Amendment - Explain below.	<input type="checkbox"/> Final printed labels in response to Agency letter dated _____
<input type="checkbox"/> Resubmission in response to Agency letter dated _____	<input type="checkbox"/> "Me Too" Application.
<input checked="" type="checkbox"/> Notification - Explain below.	<input type="checkbox"/> Other - Explain below.

Explanation: Use additional page(s) if necessary. (For section I and Section II.)

Notification per PR-Notice 98-10.

NOTIFICATION
SEP 27 2011

Section - III

1. Material This Product Will Be Packaged In:				2. Type of Container	
Child-Resistant Packaging <input type="checkbox"/> Yes* <input checked="" type="checkbox"/> No	Unit Packaging <input type="checkbox"/> Yes <input checked="" type="checkbox"/> No	Water Soluble Packaging <input type="checkbox"/> Yes <input checked="" type="checkbox"/> No		<input checked="" type="checkbox"/> Metal	<input type="checkbox"/> Plastic
*Certification must be submitted		If "Yes" Unit Packaging wgt.	No. per container	If "Yes" Package wgt.	No. per container
3. Location of Net Contents information <input checked="" type="checkbox"/> Label <input type="checkbox"/> Container		4. Size(s) Retail Container 2.0 oz to 5.0 lbs		5. Location of Label Directions <input checked="" type="checkbox"/> On Label <input type="checkbox"/> On Labeling accompanying product	
6. Manner in Which Label is Affixed to Product <input type="checkbox"/> Lithograph <input checked="" type="checkbox"/> Other <input checked="" type="checkbox"/> Paper glued <input type="checkbox"/> Stenciled					

Section - IV

1. Contact Point (Complete items directly below for identification of individual to be contacted, if necessary, to process this application.)		
Name Jeffrey Nelson	Title Regulatory Affairs Specialist	Telephone No. (Include Area Code) (763) 593.3440
Certification I certify that the statements I have made on this form and all attachments thereto are true, accurate and complete. I acknowledge that any knowingly false or misleading statement may be punishable by fine or imprisonment or both under applicable law.		6. Date Application Received (Stamped)
2. Signature 	3. Title Regulatory Affairs Specialist	
4. Typed Name Jeffrey Nelson	5. Date 9/8/2011	

3
17



McLAUGHLIN GORMLEY KING COMPANY

8810 Tenth Avenue North • Minneapolis, MN 55427-4319 U.S.A.
763-544-0341 • 800-645-6466 • Fax 763-544-6437 • www.mgk.com

NOTIFICATION

SEP 27 2011

September 8, 2011

Document Processing Desk (NOTIF)
U.S. ENVIRONMENTAL PROTECTION AGENCY
Office of Pesticide Programs (H7504C)
Room S-4900, One Potomac Yard
2777 South Crystal Dr.
Arlington, VA 22202-4501

Via Courier

NOTIFICATION

SEP 27 2011

Subject: Pyrethrum Home and Garden Powder
EPA Reg. No. 1021-2564
Notification Per PR-Notice 98-10

Dear Sir or Madam:

By Notification we are adding numerous non-public health pests and new claims to this label.

Please find enclosed 2 copies of the label, one of which has the changes highlighted.

This notification is consistent with the provisions of PR Notice 98-10 and EPA regulation at 40 CFR 152.46, and no other change have been made to the labeling or the confidential statement of formula for this product. I understand that it is a violation of 18 U.S.C. Sec. 1001 to willfully make any false statement to EPA. I further understand that if this notification is not consistent with the terms of PR Notice 98-10 and 40 CFR 152.46, this product may be in violation of FIFRA and I may be subject to enforcement action and penalties under sections 12 and 14 of FIFRA.

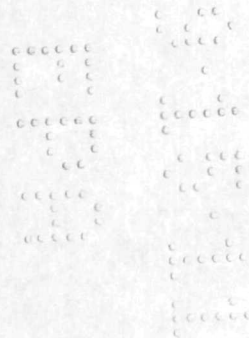
If there are any questions or you need anything further, please contact this office.

Sincerely,

McLAUGHLIN GORMLEY KING COMPANY

Jeffrey Nelson
Regulatory Affairs Specialist

Enclosures



4
17

7463_1021-2564_06440911

MGK[®]

McLAUGHLIN
GORMLEY
KING COMPANY

Pyrethrum Home and
Garden Powder

8810 Tenth Avenue N. / Minneapolis, Minnesota 55427-4319 U.S.A. - Telephone (763) 544-0341

{ } OR [] indicates alternate or optional wording

Can be used up until the day before harvest
Use on consumable crops up to the day before harvest
Kills "last minute" vegetable garden pests when applied the day before harvest
Contains Pyrethrins – a botanical insecticide derived from Chrysanthemum flowers
[Ready –to-Use]

NOTIFICATION

SEP 27 2011

Kills [over] 250 [250+] [types of] Insects [on] [Vegetables, Ornamentals, Fruits]
[For Home Gardens – Vegetables, Fruit Trees and Ornamental Plants]
[Use on Home Garden Fruits, Roses, Vegetables & [Flowers] Ornamental Plants]
[Where to Use – On [Home Garden] Fruit Trees, Fruits, Roses, Flowers and Vegetables]
[Where to Use – On ornamentals including Roses, vegetables, melons, fruit and nut trees]
[For Home Gardens, Greenhouses, Nurseries, and Orchards]
[Use on Fruit Trees, Flowers, Fruits & Vegetables]
[Broad Spectrum Insecticide and Miticide which kills listed Insects and Mites on Vegetables, Fruits, Nuts, Herbs, Spices, Roses, Flowers, and Shrubs around the Home]
[Dust Roses Daily as preventative aphid and mite treatment]
[1 ounce of dust treats 5 Rose Bushes]
[8 ounces Treats 40 Rose Bushes]
[Kills aphids, mealybugs, whiteflies, mites, and other listed pests (see back panel) on foliage plants, flowers, shrubs, trees, vegetables, fruits and nuts in and around homes, and home greenhouses]
[For use on indoor plants, flowers, and bedding plants]
[Kills Snails and Slugs by Contact]
[Kills Beetles, Caterpillars & Bugs]
[Kills Japanese Beetles, Aphids, Horn Worms and other listed pests]
[Rose & Flower Dust]
[Kills Aphids, Armyworms, Beetles, caterpillars, cutworms, Japanese Beetles, leafhoppers, and other listed garden insects.
[Plus others listed!] See Back]
[Product Facts: Kills Insects – Beetles (including Japanese & Cucumber Beetles), Caterpillars (including Armyworm, Beet Armyworm, Cabbage Looper, Corn Earworm, Cutworm, Diamondback Moth, Fall Armyworm, Hornworm, Imported Cabbageworm, *Lepidopterosus* Larvae, Lesser Peachtree Borer, Oriental Fruit Moth, Peach Twig Borer, Southern Armyworm, Tomato Fruitworm, Tomato Pinworm), Leafhoppers & other listed Garden Insects (and other insects as listed)] - Plus Fleas & Ticks
[To kill fleas, lice, and ticks on dogs.]

[May be] [Can be] used up until the day before harvest

From the Makers of Sevin®

Insecticide and Miticide

Home and Garden Insecticide [and Miticide]

For [home] [outdoor] residential use only

Can be used in vegetable gardens

For use in vegetable gardens

For use on fruits and vegetables

No mixing

Fast Acting

For Home [Vegetable and Flower] Gardens, Nurseries, Home Greenhouses, and Orchards

Got [insert listed insect here]? Get [insert brand name here]!


Convenient

Easy To Use

Kills during dormant stage

Kills all accessible stages of insects

Kills in dormant season [and scale insects, mites, and mealy bugs on dormant shrubs (roses), evergreens, fruit trees, and shade trees]



5
17

ACTIVE INGREDIENTS:

Pyrethrins, a botanical insecticide	0.10%
OTHER INGREDIENTS	99.90%
	<hr/> 100.00%

0.001 lbs. active ingredient per lbs. of Pyrethrum Home and Garden Powder

KEEP OUT OF REACH OF CHILDREN
CAUTION

FIRST AID	
IF ON SKIN OR CLOTHING:	<ul style="list-style-type: none"> ▪ Take off contaminated clothing. ▪ Rinse skin immediately with plenty of water for 15-20 minutes. ▪ Call a poison control center or doctor for treatment advice.
IF SWALLOWED	<ul style="list-style-type: none"> ▪ Call a poison control center or doctor immediately for treatment advice. ▪ Have person sip a glass of water if able to swallow. ▪ Do not induce vomiting unless told to do so by a poison control center or doctor. ▪ Do not give anything by mouth to an unconscious person.
Have the product container or label with you when calling a poison control center or doctor, or going for treatment. For additional information on this pesticide product (including health concerns, medical emergencies or pesticide incidents), you may call 1-888-740-8712.	

Net Contents _____

Manufactured by:
Mc LAUGHLIN GORMLEY KING COMPANY
8810 Tenth Avenue North
Minneapolis, MN 55427

EPA Reg. No. 1021-2564

EPA Est. No. 1021-MN-2

PRECAUTIONARY STATEMENTS
HAZARDS TO HUMANS AND DOMESTIC ANIMALS

CAUTION

Harmful if swallowed or absorbed through the skin. Avoid contact with skin, eyes or clothing. Wash hands thoroughly with plenty of soap and water after handling and before eating, drinking, chewing gum, using tobacco or using the toilet. Remove and wash contaminated clothing before reuse. Prolonged or frequently repeated skin contact may cause allergic reactions in some individuals.

ENVIRONMENTAL HAZARDS

This pesticide is toxic to aquatic organisms, including fish and invertebrates. To protect the environment, do not allow pesticide to enter or run off into storm drains, drainage ditches, gutters or surface waters. Applying this product in calm weather when rain is not predicted for the next 24 hours will help to ensure that wind or rain does not blow or wash pesticide off the treatment area.

This product is highly toxic to bees exposed to direct treatment on blooming crops or weeds. Do not apply this product or allow it to drift to blooming crops or weeds while bees are actively visiting the treatment area.

PHYSICAL OR CHEMICAL HAZARDS

Do not use or store near heat or open flame.

DIRECTIONS FOR USE

It is a violation of Federal law to use this product in a manner inconsistent with its labeling.

READ ENTIRE LABEL BEFORE EACH USE

USE INFORMATION

6
17

Pyrethrum Home and Garden Powder: [This product] may be used throughout the growing season; or as a pre-harvest treatment. It is acceptable for use up to the day of harvest on edible plants. Apply when insects first appear before damage from feeding occurs. Contact insects directly whenever possible.

Wear household latex or rubber gloves, use a dust applicator as available. Apply dust uniformly to upper and lower leaf surfaces with a thin, even film of dust. Apply when air is calm to avoid drift and contact with eyes and skin. Allow dust to settle in treated areas before re-entering. Wash hands thoroughly after handling and before eating or smoking. Do not allow dust to wind drift to non-target plants or water supplies. Start applying at the farthest corner of the treatment area and work backward to avoid contact with dusted surfaces. Wash all fruits and vegetables before eating.

Phytotoxicity Note: Plant safety is an important consideration when using insecticides. However, it is not possible to evaluate the potential adverse effects of [this product] on numerous plant varieties that may react differently to insecticides in different growth stages or under varying environmental conditions. Before making widespread applications of [this product] treat a limited number of plants and observe for adverse effects over a one to 10 day period.

[This product] must come into contact with insects in order to kill them. Coverage of the target insect is vital to achieving good performance. Apply [this product] to cover upper and lower surfaces of leaves stems and flowers with a thin, even film of dust. Apply when insects or insect damage first appears.

HOME GARDENS

[This product] is not for use on plants being grown for sale or other commercial use.
[For use on home gardens. Not for use on plants being grown for sale or other commercial use]

HOW TO APPLY: Wearing household latex or rubber gloves, open cap and shake gently to apply.
Dust lightly to cover both upper and lower leaf surfaces with a thin, even film of dust.
(Many insects hide on the underside of the leaf).
Apply when the air is calm to avoid drift and contact with eyes and skin.

[HOW TO APPLY:

1. Apply when air is calm to avoid drift and contact with eyes and skin.
2. Wearing household latex or rubber gloves, unscrew cap and remove seal from bottle top.
3. Tightly screw cap back on the bottle and flip top open.
4. From a distance of 12 inches, point bottle toward plant to be treated.
5. Point bottle downward in a 45 degree angle and with one hand apply light constant pressure to the center of the bottle while shaking sideways to product a light dusting.
6. Dust lightly to cover upper and lower leaf surfaces with a thin, even film of dust. Many insects hide on the underside of the leaf.
7. To continue applying, release pressure from bottle before squeezing again.]

Application Methods:

Apply Pyrethrum Home & Garden Powder [this product] using a dust applicator, a shaker can, dust gun, puffer or other bulbous duster, hand pump duster, hand operated rotary duster, static charge duster, or other appropriate hand operated duster.

For Dusting Plants: Be sure to lightly cover all plant surfaces with [this product]. Do not apply when bees are active in the area. Do not apply if rain is expected within 24 hours. Do not apply if wind causes drift.

For Dusting Trees and Tree Crops: Dust lightly using a dust gun or rotary duster [an appropriate duster as available].

For ----- oz. Duster: Shake to fluff powder [dust]. This container is a refillable puffer applicator. Open the container, aim at plants to be treated and with your fingers rapidly squeeze and release the sides of the container. Follow the instructions for each plant.

For ----- lb. Canister: Shake to fluff powder [dust]. This container is a refillable duster [puffer] applicator. Shake over plants to be treated or crush the sides of the canister in and rapidly squeeze and release in order to get a bellows dusting effect. Follow the instructions for each plant.

For ----- lb. Applicator Bags: This bag is a self-contained Duster Bag. Cut off the bottom at the line indicated. Invert the bag and gently shake to move dust away from the screen. Open the Zip-Loc closure. Slowly turn the bag over and dust plants by holding the handle and gently shaking up and down. Follow the instructions for each plant. When finished, invert the bag and reseal the Zip-Loc for storage.

WHEN TO APPLY: Use at first signs of insect infestation, preferably before damage and feeding occurs.
Can be Used Up to Day Before Harvest

For most effective results, follow directions for specific use areas. Avoid contamination of food and feedstuffs

Pre-Harvest Application to Garden Crops and Greenhouse Crops

Use Restrictions

Do not make applications during rain.
 Aerial applications are prohibited.
 Do not water the treated area to the point of run-off.
 Do not reapply within 3 days except under extreme pest pressure
 In case of extreme pest pressure, do not reapply within 24 hours.
 Do not apply more than 1 time per day.
 Do not apply the maximum application rate more than 10 times per growing season
 The maximum application rate per application is 4 ounces per 208 square feet or 1 ounce per 52 square feet.
 The maximum application rate is equivalent to 0.05 pounds of pyrethrins per acre.
 Applications with power duster equipment are prohibited.

PHYTOTOXICITY NOTE:

Plant safety is an important consideration when using insecticides in a greenhouse. Plant varieties may react differently to insecticides in different growth stages or under varying environmental conditions. Before making widespread applications of [this product], treat a limited number of plants and observe for leaf burn or noticeable plant damage over a 24-hour period.

For Best Results:

Apply in the twilight hours of the evening or just before sunrise to avoid possible harm to honey bees. Honey bees normally forage during the daylight hours, when the temperatures reach or exceed 55 degrees F.

Contact as many insects as possible when applying [this product]. Apply to provide thorough coverage of foliage and upper and lower leaf surfaces to kill the following listed home garden and home greenhouse (Growing Crop) insects:

Crop	Target pest (Insects [Killed])
-------------	--

Vegetable Crops	Insect Pests
Edible-podded Legume Vegetables including: snap bean, wax bean, yardlong bean, jack bean, edible-pod pea, snow pea, and sugar snap pea. Dried shelled legume vegetables including: Field bean, kidney bean, lima bean, (dry), navy bean, pinto bean, adzuki bean, blackeyed pea, cowpea, mung bean, southern pea, and dry lentil.	Bean leaf beetle, cucumber beetles, corn earworm, flea beetles, Japanese beetles, leafhoppers, Lima bean pod borer, lygus bug, Mexican bean beetle, stink bugs
Cole Crops including: Broccoli, Brussel Sprouts, Cabbage, Chinese Cabbage, Chinese Broccoli (on gai lon, white flowering), Cauliflower, Collards, Kale, Kohlrabi, and Mustard Greens	Armyworms, corn earworm, Diamond-back moth larvae, flea beetles, harlequin bugs, imported cabbageworm, leafhoppers, stinkbugs, tarnished plant bug, and thrips
Cucurbit vegetables including: Balsam Pear - bitter melong, Chinese waxgourd - Chinese preserving melong, Citron melon, cucumber, Gherkin, Edible gourds, honeyballs, honeydew mellons, mango melons, muskmelon, Persian melon, pumpkins, cantelope, casaba, crenshaw, zucchini, squash, and watermelon (including hybrids)	Aphids, cabbage looper, Cucumber beetles, cutworm, flea beetles, leafhopper, leafminer, melonworms, pickleworm, plant bug, and squash bug, <u>mellon worm, squash bugs</u>

Fruiting Vegetables (except Cucurbits) including: Eggplants, Tomatoes, and Bell Peppers (including green peppers)	Aphid, beet armyworm, cabbage looper, Colorado potato beetle, corn earworm, European corn borer, fall armyworm, flea beetles, granulate cutworm, hornworm, leafhoppers, pepper weevil, stink bugs, tomato fruitworm, tomato hornworms, tomato pinworm, and vegetable leafminer
Leafy Vegetables (except brassica) including: Amaranth, Arugula, celery, chervil, corn salad, Chrysanthemum (edible-leaved and garland), Cress (garden and upland), Dandelion, Dock, Endive, Fennel, lettuce, parsley, purslane (garden and winter), radicchio, rhubarb, spinach and Swiss chard.	Alfalfa looper, aphid, aster leafhopper, beet armyworm, cabbage looper, corn earworm, cutworm, European corn borer, fall armyworm, green cloverworm, Southern armyworm, tobacco budworm (<i>Heliothis</i> spp), and vegetable leafminer
Onions (dry bulb and garlic)	Bulb mites, leafminers, lesser bulb fly, onion fly, onion maggots, onion thrips, seed corn maggots, stink bugs, thrips, and Western flower thrips
Corn (sweet and pop) and Rice	Corn earworm, corn rootworm (adult), European corn borer, Fall armyworm, grape colaspis, grasshoppers, hop vine borer, leafhopper, Japanese beetles, plant hoppers, rice water weevil, Sap beetles, Southern armyworm, stalk borer, stem borers, and stink bugs.
Root and Tuber Vegetables including: Artichokes, Carrots, garden beets, potatoes, radishes, rutabagas, and turnips	Armyworm, artichoke plume moth, beet armyworm, cabbage looper, carrot weevil, Colorado potato beetle, corn earworm, cutworm, Diamond-back moth larvae, flea beetles, harlequin bug, imported cabbageworm, leafhoppers, leafminer, lygus bugs, potato aphid, potato flea beetle, potato leafhopper, potato psyllid, potato tuberworm, spittlebugs, stink bugs, and tarnished plant bugs
Asparagus, Okra, Grapes, and Strawberries	Asparagus beetle, cutworm, grape berry moths, grape leafhopper, grape leaf skeletonizer, Japanese beetle, June beetle, meadow spittlebug, red-handed leafroller, strawberry leafroller, and strawberry weevil

<p>Berries including: Blackberries, blueberries, boysenberries, loganberries, dewberries, and raspberries (Black and Red)</p>	<p>Blueberry maggot, cherry fruitworms, cranberry fruitworms, Japanese beetles, leafhoppers, leafrollers, and raspberry aphid</p>
<p>Herbs and Spices including: Basil, Chives, Clove, Cilantro, Dill, Fennel, Ginger, Mint, Nutmeg, Oregano, Parsley, Rosemary, Saffron, Sage, Savory, Tarragon, and Thyme</p>	<p>Aphids, cabbage loopers, caterpillars, flea beetles, leafminer, slugs, spider mites, and tomato hornworms</p>

HOME ORCHARD CROPS

Pre-Harvest Application to Fruit and Nut Trees and Orchard Crops

Use Restrictions

- Do not make applications during rain.
- Aerial applications are prohibited.
- Do not water the treated area to the point of run-off.
- Do not reapply within 3 days except under extreme pest pressure
- In case of extreme pest pressure, do not reapply within 24 hours.
- Do not apply more than 1 time per day.
- Do not apply the maximum application rate more than 10 times per growing season
- The maximum application rate per application is 4 ounces per 208 square feet or 1 ounce per 52 square feet.
- The maximum application rate is equivalent to 0.05 pounds of pyrethrins per acre.
- Applications with power duster equipment are prohibited.

For Dusting Trees and Tree Crops: Dust lightly using a dust gun or rotary duster [an appropriate duster is available].

Crop

Target pest (Insects [Killed])

<u>Fruit and Nut Trees</u>	
----------------------------	--

10
17

Apples and Pears	Apple aphids, Apple Maggot, Codling Moth, Green Fruitworm, Japanese Beetle, Leafhoppers, Mealybugs, Oriental Fruit Moth, Pear Psylla, Pear Sawfly, Periodical Cicada, Plant Bug, Plum Curculio, Redbanded Leafroller, San Jose Scale, Spotted Tentiform Leafminer, Tarnished Plantbug, Tent Caterpillars, Tufted Apple Budworm, and white apple leafrollers.
Cherries	Clearwig Borer, Mealybugs, Cherry Fruit Fly, Japanese Beetle, Leafhoppers, Black Cherry Aphids, Stink Bugs, Plant Bugs, Green fruitworm, lesser peachtree borer, plum curculio, redbanded leafroller, rose chafer, and tarnished plant bug.
Peaches, Apricots, Nectarine and Plums	American Plum Borer, Clearwig Borer, Japanese Beetle, Leafhoppers, Mealybugs, Green fruitworm, lesser peach tree borer, oriental fruit moth, peach twig borer, Periodical Cicada, plum curculio, rose chafer, Stink Bugs, Tent Caterpillar, and tarnished plant bug.
Almonds, Pecans, and Walnuts	Codling moth, Navel orangworm, walnut husk fly, walnut Aphids, chinch bug, Ants, Stink bug, Plant Bug, leafrollers, Pecan Casebearer, Pecan Weevil, Pecan Aphid, Pecan Spittelbug, Pecan Phylloxera,
Citrus Fruits including Oranges and Lemons	Aphids, Codling Moth, Pink Scavenger Caterpillars, Glassy Winged Sharpshooter, Mealybugs, Navel orangworm, orange tortix, scale, plant bugs, spider mites

HOME ROSE AND FLOWER GARDENS

Application to Roses and Ornamental Flowers

Use Restrictions

Do not make applications during rain.
 Aerial applications are prohibited.
 Do not water the treated area to the point of run-off.
 Do not apply more than 1 time per day.
 1 ounce dust treats 5 rose bushes
 The maximum application rate per application per day is 8 ounces per 200 square feet or 2 ounces per 50 square feet.
 The maximum application rate is equivalent to 0.10 pounds of pyrethrins per acre.
 Applications with power duster equipment are prohibited.

For Best Results:

Apply in the twilight hours of the evening or just before sunrise to avoid possible harm to honey bees. Honey bees normally forage during the daylight hours, when the temperatures reach or exceed 55 degrees F.

11
17

Contact as many insects as possible when applying [this product]. Apply to provide thorough coverage of foliage and upper and lower leaf surfaces for the control of the following home garden and home greenhouse (Growing Crop) insects:

Crop

Target pest (Insects [Killed])

<u>Roses and Ornamental Flowers</u>	
<p>Including: African violets, Ageratum, Aster, Azalea, Begonia, Camellia, Carnation, Chrysanthemum, Coleus, Common Snowberry, Crassula, Dahlias, Delphinium, Exacum, Fuchsia, Geranium, Gladiolus, Gold Bells, Hypoestes, Marigold, Orchid, Palm, Panzy, Petunia, Phioldendron, Poinsettia, Rhododendron, Rose, Snapdragon, Stocks, Taxus Wax Plant, Wandering Jew, and Zinnias.</p>	<p>Aphids, asparagus beetle, bagworms, beet armyworm, blister beetles, boxelder bugs, cabbage looper, cankerworms, chrysanthemum leaf miners, cicadas, clover mites, corn earworms, cutworms, exposed thrips, fall cankerworm, fall webworm, flea beetles, fungus gnats, inchworms, Iris borer, Japanese beetle (adults), lacebugs, leafhopper, leafminer, lygus bug, mealybugs, omnivorous leafroller, periodical cicada, pillbugs, plant bugs, psyllids, red lily beetles, root weevils, rose aphids, rose slug, slugs, scale insects in the crawler stage, spider mites, stinkbugs, adult strawberry root weevil, adult obscure root weevil, tent caterpillars, thrips and whiteflies.</p>

12
17

ORNAMENTAL FLOWER BEDS, Planted Borders, Ornamental Flower Container Gardens, Flower Boxes, Dichondra Lawns, Hedges, Ivy Patches (Outdoors)

Pest [Killed]: Ants (excluding Fire and Pharaoh ants) army worms, caterpillars, crickets, cutworms, earwigs, fleas, fungus gnats, grasshoppers, leafhoppers, millipedes, sow bugs, slugs, snails, spiders, and ticks.

When to Apply: Apply in the evening hours or anytime you see listed pests. Contact as many exposed insects as possible. To prevent damage to transplants and seedlings, apply immediately after Spring planting. Do not apply more than 1 time per day.

How to Apply: Evenly apply up to 8 ounces of product for every 250 sq. ft. area (or 2 ounces for every 50 sq. ft. area). 8 ounces of product applied to 250 square feet is equivalent to 0.10 pounds pyrethrins per acre. Where possible, lightly rake into soil to a depth of 1 – 2 inches. Avoid watering less than 24 hours after application.

HOME ORNAMENTAL EVERGREENS, BUSHES, TREES, AND SHRUBS

Applications to Ornamental Evergreens, Bushes, Trees, Shade Trees, and Shrubs

Use Restrictions

Do not make applications during rain.

Aerial applications are prohibited.

Do not water the treated area to the point of run-off.

Do not apply more than 1 time per day.

The maximum application rate per application per day is 8 ounces per 200 square feet or 2 ounces per 50 square feet.

The maximum application rate is equivalent to 0.10 pounds of pyrethrins per acre.

Applications with power duster equipment are prohibited.


When treating trees, shrubs and similar plants, treat the trunk, the base of the trunk and the critical root zone. Treat the tree crotch, knotholes, wounds and other areas where insects may harbor. Allow dust to settle in treated areas before reentering. Do not water or irrigate immediately following treatment.

For Dusting Trees and Tree Crops: Dust lightly using a dust gun or rotary duster [an appropriate duster as available].

Crop

Target pest (Insects [Killed])

Crop	Target pest (Insects [Killed])
<u>Ornamental Trees and Shrubs</u>	



Including: Alder, Ash, Arizona Cypress, Azalea, Birch, Box Elder, Boxwood, Cherry (ornamental), Common Ninebark, Conifers, Cottonwood, Crepe Myrtle, Dogwood, Douglas Fir, Elm, English Ivy, Euonymous, Fir, Grape Vines (ornamental), Hawthorn, Holly, Honeysuckle, Hydrangia, Juniper, Laurel, Lilac, Locust, Maple, Mimosa, Mock Orange, Nannyberry, Oak, Palm Pea Shrub, Pine Plum, Poplar, Spruce, Sycamore, Tulip Poplar, Weeping Fig, and Willow

Aphids, Asian Pine Tip Moths, Bagworms, Birch Leafminer, Black Vine Weevil, Boxelder Bugs, Boxwood Leafminer, Brown Spruce Longhorn Beetle, California Oakworm, Cankerworms, Chrysanthemum Leaf Miners, Cicadas, Clover mites, Clover Weevil, Clearwig Borer, Cone Beetles, Cone Worms, Conifer Spider Mite (Adult), Cottonwood Borer, Cottonwood Leaf Beetles, Douglas Fir Midge, Douglas Fir Tussock Moth, Eastern Tent Caterpillar, Elmleaf Beetle, Emerald Ash Borer, European Pine Shoot Moth, European Pine Tip Moth, Fall Webworm, Forest Tent Caterpillar, Fungus Gnats, Gypsy Moth (adults & larvae), Japanese Beetle, Leafhoppers, Mealybugs, Mimosa Webworm, Plant Mites, Nantucket Pine Tip Moth, Pillbugs, Pine Bark Beetles, Pine Engraver, Ponderosa Pine Needle Miner, Red Gum Lerp Psyllid, Red Lily Beetles, Red Oak Borer, Root Weevils, Royal Palm Bugs, Sawflies, Seed Bugs, Southern Pine Beetles, Southern Red Mite (Adult), Spider Mites, Subtropical Pine Tip Moth, Sycamore Leaf Beetle, Spruce Mite (adult), Two-Banded Beetles, Webworms, Western Pine Tip Moth, Whiteflies

[OPTIONAL] [INSECTS [KILLED]]

On Fruit & Nut Trees:

Apple aphid, caterpillars, codling moth, filbertworm, fruit fly, green fruitworm, leafhoppers, leafrollers, lesser peach tree borer, mired bug, navel orangeworm, oriental fruit moth, peach twig borer, pear psylla, plum curculio, rose chafer, spotted tentiform leafminer, tarnished plant bug, thrips, and walnut husk fly.

On Vegetables & Melons:

Aphids, armyworms, artichoke plume moth, asparagus beetle, cabbage looper, Colorado potato beetle, corn earworm, corn rootworm (adult), cucumber beetle (adult), cutworms, diamondback moth, European corn borer, flea beetles, hornworms, imported cabbage looper, leaf hoppers, leaf miners, melon worm, onion maggot (adult), onion thrips, pepper weevil, pickleworm, plantbugs (including lygus, squash, and stink bugs), potato psyllid, potato tuberworm, rindworm, squash vine borer, tomato fruitworm, and tomato pinworm.

On Ornamentials (including Roses):

Asparagus beetle, beet armyworm, cabbage looper, Japanese beetle, lygus bug, and omnivorous leafroller.

On and Around Ornamental Roses, Flowers, Evergreens, Trees, Shade Trees, Bushes and Shrubs:

Adelgids, Ants (excluding Pharaoh and Carpenter ants), Aphids, Apple Aphids, Apple Maggots, Armyworms, Asian Cerambycid Beetles, Asian Lady Beetles, Asian Pine Tip Moths, Australian Sod Flies, Azalea Leafminers, Bagworms, Beetles, Billbugs, Birch Leafminers, Black

Fungus Beetles, Black Turfgrass Ataenius (adult), Black Turpentine Beetles, Black Vine Weevils, Blister Beetles, Blow Flies, Blue Grass Billbug (adult), Boll Weevils, Boxelder Bugs, Boxwood Leafminers, Brown Dog Ticks, Brown Spider Beetles, Brown Spruce Longhorn Beetles, Browntail Moths, Budworms, Cadelles, California Oakworms, Campylomma Bugs, Cankerworms, Carrion Beetles, Catalpa Sphinx, Caterpillar Ants, Caterpillars (including Tent), Catorama beetles, Centipedes, Chinch Bugs, Chrysantemum Leaf Miners, Cicadas, Clearwing Borers, Climbing Cutworms, Clover Mites, Clover Weevils, Cockroaches, Codling Moths, Cone Beetles, Cone Worms, Conifer Spider Mites (adult), Corn Borers, Corn Earworms, Cottonwood Borers, Cottonwood Leaf Beetles, Crane Flies, Crickets, Cutworms (exposed), Dermisid Beetles, Diamondback Larvae, Dichondra Flea Beetles, Dingy Cutworm Adult, Douglass Fir Midge, Douglass Fir Tussock Moth, Dung Beetles, Earwigs, Eastern Tent Caterpillars, Elm Leaf Aphids, Elm Spanworms, Elmleaf Beetles, Emerald Ash Borer, Eriophyid Mites, European Pine Shoot Moths, European Pine Tip Moths, European Red Mites, Fall Armyworms, Fall Cankerworms, Fall Webworms, Field Crickets, Firebrats, Fireworms, Flatheaded Borers, Fleas, Flea Beetles, Forest Tent Caterpillars, Fruit Flies, Fruittree Leafrollers, Fuller Rose Beetles, Fungus Beetles, Fungus Gnats, Gall Midges, Gall Wasps, German Cockroaches, Giant Root Aphids, Glassy-winged Sharpshooters, Ground Beetles, Grasshoppers, Green Apple Aphids, Green Bugs, Greenhouse Thrips, Greenhouse Whiteflies, Greenstriped Mapleworms, Grubs, Gypsy Moths (adult and larvae), Hackberry Nipplegall Makers, Hairy Fungus Beetles, Harlequin Bugs, Heliothis spp., Holly Budmoths, Holly Leafminers, Hoplia Beetles, Hornworms, Hyperodes Weevils (adult), Inchworms, Iris Borer, Jackpine Budworms, Japanese Beetles, Jeffery Pine Needleminers, June Beetles, Katydid, Lace Bugs, Lawn Moths (Sod Webworms), Leaf Tiers, Leafhoppers, Leafminers, Leafrollers, Lesser Peach Tree Borers, Lice, Locust Borers, Loopers, Love Bugs, Lygus Bugs, Madrone Thrips, Maggots, Maple Leafcutters, McDaniel Spider Mites, Mealybugs, Millipedes, Mimosa Webworms, Plant Mites, Mole Crickets (nymphs and young adults), Moths Murmidius Beetles, Mushroom Flies, Nantucket Pine Tip Moths, Oak Leaf Skeletonizers, Oak Leafminers, Oakworm complex, Oleander Caterpillars, Olive Ash Borers, Orange Tortrix, Orangestriped Oakworms, Pacific Mites, Palmetto Bugs, Peach Twig Borer, Pear Psylla, Pear Sawflies, Pearleaf Blister Mites, Periodical Cicadas, Phorid Flies, Pillbugs, Pine Bark Beetles, Pine Engraver, Pine Sawflies, Pine Spittlebugs, Pink Scavenger Caterpillars, Pinworms, Pitch Pine Tip Moths, Plant Bugs, Plum Curculia, Poinsettia Hornworms, Ponderosa Pine Needle Miner, Psyllids, Puss Caterpillars, Rasperry Horntail, Red Gum Lerp Psyllid, Red Lilly Beetles, Red Oak Borers, Redbanded Leafrollers, Redhumped Oakworms, Rootworms, Rose Aphids, Rose Chafers, Rose Curculios, Rose Leafhoppers, Rose Slugs, Rosy Apple Aphids, Royal Palm Bugs, Saddled Prominent Caterpillar, Sawflies (exposed), Scale (Crawlers), Sciarid Flies, Seedbugs, Silverfish, Small Fruit Flies, Southern Pine Beetles, Souther Red Mite (adult), Southern Chinch Bugs, Sowbugs, Spider Beetles, Spider Mites, Spiders, Spiny Elm Caterpillars, Spittlebugs, Springtails, Spruce Budworms, Spruce Needleminers, Stalk Borers, Strawberry Mites, Subtropical Pine Tip Moths, Sweet Potato Whiteflies, Sycamore Leaf Beetle, Tarnished Plant Bug, Tent Caterpillars, Thorn Bugs, Thrips (exposed), Ticks, Trogoderma Beetles, Two-spotted Spider Mites, Viburnum Leaf Beetles, Walnut Caterpillars, Wasps, Waterbugs, Webworms (including Garden, Sod, Tropical), Weevils, Western Flower Thrips, Western Hemlock Loopers, Western Pine Tip Moth, Western Spruce Budworms, White Apple Leafhoppers, White Apple Leafrollers, White Grubs (Japanese Beetle, European Chafer, Southern Chafer), Willow Leaf Beetles, Wolly Apple Aphids, and Yellow Poplar Weevils.]

[OPTIONAL]: Ornamental Trees, Shrubs, Flowers and Foliage Plants :

Including: African Violet, Ageratum, Aster, Azalea, Begonia, Calceolaria, Calendula, Calla, Camellia, Carnation, Ceanothus, Cineraria, Chrysanthemum, Coleum, Cyclamen, Cypress, Daffodil, Dahlia, Delphinium, Dogwood, Elm, Eucalyptus, Fern, Ficus, Foliage Plants, Fuchsia, Garsenia, Geranium, Gladiolus, Gloxinia, Gypsophila, Holly, Hyacinth, Hydrangea, Iris, Lily, Maidenhair Fern, Marigold, Narcissus, Palm, Pansy, Peony, Pelargonium, Petunia, Philodendron, Phlox, Pine, Pyracantha, Rhododendron, Roses, Rubber Plant, Snapdragon, Sweet Pea, Tulips, Viburnum, Wandering Jew, Yew, Zinnia and Andromeda, Arborvitae, Ash, Beech, Birch, Boxwood, Cotoneaster, Crabapple, Euonymus, Fir, Firethorn, Forsythia, Hawthorn, Hemlock, Hickory, Honey Locust, Horse Chestnut, Juniper, Larch, Laurel, Lilac, Linden, Mimosa, Myrtle, Oak, Pine, Privet, Tulip Tree, Viburnum, Willow.

OUTDOOR [BROADCAST] APPLICATIONS AROUND THE HOME

Directions for use as an OUTDOOR SURFACE TREATMENT covering an area greater than 9 square feet: The maximum application rate of this product is no more than 2 pounds [32 ounces] per 1,000 square feet.

Examples of likely outdoor, non-spot, surface treatment sites include: Backyards, Doors, Driveways, Entranceways, outside surfaces of buildings, patio furniture, picnic areas, Residential areas, screens, siding, storage areas, under eaves, under siding, wall voids, crawl spaces, window frames, under stairways, patios, garages, and other areas where the listed pests congregate or have been seen.

[Foundation Treatment] Building Perimeter Treatments: To [prevent] [aid in preventing] entry and infestations of buildings by listed insects, Apply 16 to 32 oz of [this product] per 1,000 square feet to building exterior as a perimeter treatment in a band extending 12 - 18" along and adjacent to foundation, and to a height of 2 to 3 feet up the side of the building where these pests are active and may find entrance. Also treat outside surface of buildings including porches, decks, window frames, eaves, patios, garages, refuse dumps and other areas where the listed pests congregate or have been seen.

Earwigs: [This product] is effective in killing earwigs. When properly used, it will reduce the number of earwigs gaining entrance into homes. Earwigs breed over wide areas around yards and fields and are driven by cold weather to seek shelter in warm buildings. As they move along the foundation wall seeking entrance, they come into contact with the treated area and are killed or repelled. Use as a foundation treatment and be sure to treat in front of all steps and other entrance ways. Apply around refuse and manure piles, lumber, mulch and other areas in the yard offering protection to earwigs. Repeat application in 10 days or when earwigs become troublesome. If the [dust] [powder] is washed away by rain, it should be replaced with a new application if earwigs are still a problem.

[Home Lawns] To Kill Insects Harboring in Lawns, Landscaping, and Backyards:

To [kill] [aid in the control of] earwigs, fall armyworms, millipedes, sod webworm, sowbugs and other listed insects, sprinkle lightly on the grass at a rate of 16 to 32 ounces of [this product] per 1,000 square feet.

To kill ants (except pharaoh and carpenter ants), fleas, spiders (except Brown recluse and Black Widow) and ticks, sprinkle lightly on grass. These pests must be directly contacted by the product to be effective.

For treatment of localized infestations of these insects in areas where there are weed or bushy non-crop areas. Dust infested areas thoroughly. For ants, thoroughly treat hills and runways. Repeat application no more than once per week as needed.

15
17

For best results: lawn should be mowed one to two (1 - 2) days before applying, and clippings removed. Be sure to cover the entire lawn surface where insects are present, or normally frequent. Apply under ornamental plants, shrubs and trees. Do not water or irrigate immediately following application. Keep pets and children out of the treated area until after the dust has settled.

[OTHER] OUTDOOR APPLICATIONS [SPOT TREATMENTS] AROUND THE HOME

FOR USE OUTDOORS (Non-Crop Surfaces): Areas include Atriums, carports, Decks, fences, gazebos, Lanais, Porches, Sheds, Tree houses, Verandas, Tents, Fencerows, Hedgerows, Patios, Paths, Nonagricultural rights-of-ways, paved areas, private roads, sidewalks, dumpsters, manure piles and other listed areas.

Use Restrictions:

Do not make applications during rain.
Aerial applications are prohibited.
Do not water the treated area to the point of run-off.
Do not reapply more than 1 time per day
Remove or cover exposed food and drinking water before application
Applications with power duster equipment are prohibited.

Directions for use OUTDOORS as a SPOT TREATMENT OR CRACK AND CREVICE TREATMENT [areas no greater than 3 feet by 3 feet (9 square feet)]: The application rate of [this product] can be made up to equivalent to 0.22 pounds per square foot and no more than 2.0 pounds [32 ounces] of this product in a targeted area greater than 9 square feet. Apply as a uniform dust to localized areas where target pests are found.

Examples of outdoor spot treatment sites include: Ant hills, ant nests, Tree holes, Garbage bins and cans, Meter boxes, Electrical Equipment, Electrical fittings, compost piles, Spigots and tunnels and cavities in wood.

Outdoor Meter Boxes, Electrical Fittings and Electrical Equipment: To kill cockroaches, ants, silverfish, spiders, boxelder bugs and crickets, Using a bulbous duster, apply a small amount of material directly into cracks and crevices such as expansion joints between different elements of construction or between equipment bases and the floor, wall voids, motor housings, junction boxes or switch boxes, conduits or hollow equipment legs where these pests hide. Care should be taken to avoid depositing the product onto exposed surfaces or introducing the material into the air.

INDOOR AND HOME GREENHOUSE

ROSE AND ORNAMENTAL FLOWER APPLICATIONS:

FOR USE INDOORS IN HOME GREENHOUSES ON ORNAMENTAL, FLOWERING AND FOLIAGE PLANTS SUCH AS: African Violet, Ageratum, Andromeda, Aster, Arborvitae, Arizona Cypress, Ash, Azaleas, Beech, Begonia, Birch, Boxwood, Box Elder, Calceolaria, Calendula, Calla, Camellias, Carnations, Ceanothus, Cineraria, Cherry (ornamental), Chrysanthemums, Chestnut (English, American), Coleus, Common Ninebark, Conifers, Cotonaester, Cottonwood, Crabapple, Cyclamen, Cypress, Daffodil, Dahlia, Delphinium, Dogwood, Douglass Fir, Elm, English Ivy, Eucalyptus, Euonymus, Exacum, Fern, Ficus, Weeping Fig, Fir, Firethorn, Forsythia, Fuchsia, Gardenia, Geranium, Gladioli, Gloxinia, Gold Maple, Gypsophila, Hawthorn, Hemlock, Hickory, Holly, Honey Locust, Honeysuckle, Horse Chestnut, Hyacinth, Hydrangea, Hypoestes, Iris, Ivy, Juniper, Larch, Laurel, Lilac, Lily, Linden, Locust, Maidenhair Fern, Maple, Marigold, Mimosa, Mock Orange, Myrtle, Nannyberry, Narcissus, Oak, Orchid, Palm, Pansy, Pea Shrub, Peony, Pelargonium, Petunia, Philodendron, Phlox, Pine, Ornamental Plum, Poinsettia, Poplar, Tulip Poplar, Privet, Pyracantha, Rhododendron, Roses, Rubber Plant, Snapdragon, Sweet Pea, Snowberry Spruce, Taxus, Tulips, Viburnum, Wandering Jew, Weeping Fig, Willow, Yew, and Zinnias.

USE RATES INDOORS IN HOME GREENHOUSES ON ORNAMENTAL, FLOWERING AND FOLIAGE PLANTS:

Before applying, determine the area (number of square feet) you will be treating. See *EXAMPLE "B"* below.

Use up to 3.6 pounds [57.6 ounces] of product per 1,000 square feet of surface area. The rate of 3.6 pounds [57.6 ounces] of [this product] per 1,000 square feet is equivalent to 0.150 pounds of pyrethrins per acre. This is equivalent to applying 5.76 ounces per 100 square feet.

EXAMPLE "B": Measure the length and width of the area you look to treat. If, for example, you determine the width and length is 10 feet by 10 feet, then calculate the total square feet by multiplying the length and width (10 x 10) to arrive at 100 total square feet. From above, the maximum rate is 5.76 ounces per 100 square feet. You can use up to 5.76 ounces [of this product] to treat an area with the dimensions of 10 feet by 10 feet.

Use Restrictions:

Do not reapply more than 1 time per day

IMPORTANT NOTE:

Plant safety is an important consideration when using insecticides in a greenhouse. Plant varieties may react differently to insecticides in different growth stages or under varying environmental conditions. Before making widespread applications of [this product], treat a limited number of plants and observe for phytotoxicity over a 24-hour period.

16
17

HOUSE AND HOME INDOOR TREATMENTS:

[INDOOR USE SITES] NUISANCE PESTS INDOORS: Application within Residential Buildings including Homes and Apartment Buildings including: [Apartments] [Cabins] [Campers] [Condominiums] [Dwellings] [Mobile homes] [Recreational Vehicles] [Vehicle Interiors] [Vehicle Trailers] [Residences] [Public housing] [Sheds] [Toolsheds] [Townhouses].

This product can be used in non-food areas such as: [Attics] [Basements] [Bedrooms] [Closets] [Closed Porches] [Crawl Spaces] [Dining Rooms] [Garages] [Pantries] [Porches] [Solariums] [Storage areas] [Sun Porches] [Utility Rooms] [Bathrooms]

This product can be used in food areas (food covered) such as: [Cupboards] [Kitchens] [Sinks] [Underneath sinks] [Food Areas]

Use Restrictions:

Only apply indoors as a spot treatment to areas no greater than 3 feet by 3 feet per room.

Do not apply more than 8 ounces of [this product] per room.

Do not apply more than one time per day.

Remove or cover exposed food and drinking water before application

Remove or cover dishes, utensils, food processing equipment, and food preparation surfaces, or wash them thoroughly before use.

Applications with power duster equipment are prohibited.

FOR SPOT TREATMENT ONLY: To kill listed indoor pests, apply as a light but uniform dust to localized areas where cockroaches, ants, clover mites, crickets, silverfish and spiders are found or normally occur including dark corners of rooms and closets; cracks and crevices in walls; along and behind baseboards; beneath and behind sinks, stoves, refrigerators, washers, dryers and other appliances, in and around garbage cans and trash compactors, in and around cabinets; around plumbing and other utility installations.

Treat on and around and behind moldings, shelving, baseboards, doorsills, doorframes, floors, around drains, pipes and pipe openings, plumbing, bookcases, storage, utility installations, drains, niches, soffits, weep holes, moist places, and other areas where insects hide or travel. For severe infestations apply behind cabinets and walls, in crawl spaces and in voids in equipment, walls, attics ceilings, false ceilings and closed void areas.

Indoor Meter Boxes, Electrical Fittings and Electrical Equipment: To kill cockroaches, ants, silverfish, spiders, boxelder bugs and crickets, Using a bulbous duster, apply a small amount of material directly into cracks and crevices such as expansion joints between different elements of construction or between equipment bases and the floor, wall voids, motor housings, junction boxes or switch boxes, conduits or hollow equipment legs where these pests hide. Care should be taken to avoid depositing the product onto exposed surfaces or introducing the material into the air.

To Kill Ants: Treat door frames, door sills, door jams, around window frames, window sills, behind, on and around moldings, cabinets, woodwork, pipe openings, utility openings, shelves, ant trails, hills, wall voids, cracks and crevices and other points of entry into premises. Combine interior treatments with exterior perimeter application of [this product].

To Kill Asian Lady Beetles and Boxelder Bugs: To kill these insects, as well as other listed insects such as Clover Mites, Cluster Flies and Elm Leaf Beetles, inject [this product] into cracks and crevices and/or voids where these insects may be entering the premise, harboring or hibernating. Apply in crawl spaces and attics. On building exterior, treat underneath wood fascia, behind siding, cracks around windows, doors, siding, wall voids, utility pipes and entry points, behind chimneys, around foundations and foundation cracks, patios and deck joints.

When treating for Asian Lady Beetles apply [this product] in, on and around areas with abrupt color contrasts on buildings (shutters, drainpipes, etc), southwest-facing or sun-exposed sides of buildings, and vertical corners of buildings.

To Kill Bed bugs: Thoroughly inspect area of suspected bed bug infestation, and note potential harborage sites or actual infestations. Remove and/or pick up clothing and other obstacles that may prevent thorough inspection or treatment. Remove and sanitize infested bedding (pillows and linens), clothing, or other items.

Take bed apart. Apply [this product] into joints and channels if hollow, such as square or round tubing, and into cracks and crevices on the interior of bed frame, headboards and footboards. If hollow, ensure that the interior framework is well dusted. Wall mounted headboards and their hardware should be removed and treated. Mattresses should be dusted, especially seams, edges, and tufts. Bed bugs may also harbor in areas of the room away from the bed. Apply [this product] as a crack and crevice application where evidence of bed bugs occurs. All furniture and furniture accessories in the room must be treated, including inside empty drawers and shelving in clothes closets; night stands and other furniture in the room, carpet edges, high and low wall moldings (such as floor molding or window casings or ledges/sills), door jams and hinges, wall voids, and behind wall hangings and mirrors. Pull carpeting from tack strips and treat under the baseboard, sill plate and under the carpet tack strips. Remove all clothes and other articles from dressers or closets before application. Apply [this product] as a continuous film to other potential harborage sites such as table and wall mounted lamps, wall crevices, electrical boxes, outlet and switch plate covers, drapery rods, curtains, blinds/mounting hardware, and other crack and crevices in the room should be treated.

To Kill Webbing Clothes Moths and Carpet Beetles: Use [this product] as a crack and crevice treatment in closets and other storage areas where these pests are found. This is an adjunct treatment and will not control moth larvae already on the clothes.

For best results: Remove any infested articles from storage, brush thoroughly, and air for several hours in sunlight, if possible. Apply [this product] to empty chests, closets, bureaus and other storages. Focus the application to cracks, joints, and crevices. After airing, infested articles may be treated lightly. A test application should be made to fabric in an inconspicuous place before use.

17
17

PET CARE TREATMENTS AND [PET] PREMISE APPLICATIONS

Use Restrictions:

Do not apply to puppies less than 12 weeks old
Consult a veterinarian before applying this product on medicated, debilitate, aged, pregnant, or nursing animals.
Sensitivities may occur after using any pesticide product for pets. If signs of sensitivity occur, bathe your pet with mild soap and rinse with large amounts of water. If signs continue, consult a veterinarian immediately.
Applications with power duster equipment are prohibited.

Dogs and Puppies

To kill Fleas, Lice, and Ticks on Dogs (including puppies 12 weeks and older), : Dust [powder] onto the animal's legs, feet, between toes and pads, and hair and work it down to the skin. Avoid getting [dust] [powder] in pet's eyes. After treatment, brush or comb animal's coat to remove dead fleas, ticks, mites, and lice. Repeat as necessary but do not treat more than once per week. Pets may be treated indoors or outdoors. In order to help reduce the occurrence of fleas, ticks and lice, this product is best if used year around.

PET PREMISE [PET LIVING AND SLEEPING QUARTERS] TREATMENT:

Use Directions and Limitations:

Only apply as a spot treatment to areas no greater than 3 feet by 3 feet per room.

To kill Fleas, Lice and Ticks in Pet Living and Sleeping Quarters, specifically, pet resting areas, dog houses, kennels, dog runs, pet bedding and premises including areas of floors and floor coverings where pets may be present, areas where female insects may crawl to lay eggs, and similar hiding places.

Dust thoroughly all infested areas, particularly crevices in woodwork, floor and floor covering and animal resting and sleeping areas. Apply at a rate not to exceed 0.22 pounds pyrethrins per 1,000 square feet. This is equivalent to applying no more than 0.22 pounds [3.52 ounces] of [this product] per square foot. Note: Limit this application and rate to areas no greater than 3 feet by 3 feet per room.

For best results: Remove, destroy or wash your pets infested bedding. Protect your pet against and to minimize reintroduction of adult fleas and ticks from the outdoors. Use EPA registered flea and tick products, ([such as][brand name] flea or flea and tick collar, [brand name] pet powder, [brand name] pet spray, [brand name] pet dip, [brand name] pet shampoo, flea shampoo or flea and tick pet shampoo), in conjunction with this application.

STORAGE AND DISPOSAL

Do not contaminate water, food, or feed by storage or disposal.

PESTICIDE STORAGE: Keep this product in its tightly closed original container, when not in use. Store in a cool, dry, well-ventilated (preferably locked) area that is inaccessible to children and animals. Store away from food and pet food.

PESTICIDE DISPOSAL AND CONTAINER HANDLING:

Nonrefillable container. Do not reuse or refill this container.

If empty:

Place in trash or offer for recycling if available.

If partly filled:

Call your local solid waste agency for disposal instructions. Never place unused product down any indoor or outdoor drain.

