

1021-1871

5/13/2010

1 of 2



UNITED STATES ENVIRONMENTAL PROTECTION AGENCY
WASHINGTON, D.C. 20460

OFFICE OF
PREVENTION, PESTICIDES
AND TOXIC SUBSTANCES

May 13, 2010

Ms. Miriam Frugis
McLaughlin Gormley King Company
8810 Tenth Avenue North
Minneapolis, MN 55427

Subject: Label Notification(s) for Pesticide Registration Notice 98-10
Alternate Language for 10 ounce container size

Dear Ms. Frugis:

The Agency is in receipt of your Application(s) for Pesticide Notification under Pesticide Registration Notice (PRN) 98-10 dated April 21, 2010 for the following product(s):


Dry PyGanic 1.0% **EPA Reg. No. 1021-1871**

The Registration Division (RD) has conducted a review of this request for applicability under PRN 98-10 and finds that the label change(s) requested falls within the scope of PRN 9810. The label has been date-stamped "Notification" and will be placed in our records.


Please be reminded that 40 CFR Part 156.140(a)(4) requires that a batch code, lot number, or other code identifying the batch of the pesticide distributed and sold be placed on nonrefillable containers. The code may appear either on the label (and can be added by non-notification/PR Notice 98-10) or durably marked on the container itself.

If you have any questions, please contact Regina Foushee'-Smith at 703-605-0780.

Sincerely,


Richard J. Gebken
Product Manager
Insecticide Branch
Registration Division (7505P)

2012

	United States Environmental Protection Agency Washington, DC 20460	<input type="checkbox"/> Registration <input checked="" type="checkbox"/> Amendment <input type="checkbox"/> Other	OPP Identifier Number
	Application for Pesticide - Section I		
	1. Company/Product Number 1021-1871	2. EPA Product Manager Richard Gebken	3. Proposed Classification <input checked="" type="checkbox"/> None <input type="checkbox"/> Restricted
4. Company/Product (Name) PyGanic @ 1.0%	PM# 10	5. Name and Address of Applicant (Include Zip Code) McLAUGHLIN GORMLEY KING COMPANY 8810 TENTH AVENUE NORTH MINNEAPOLIS, MN 55427 <input type="checkbox"/> Check if this is a new address	
6. Expedited Review. In accordance with FIFRA Section 3(c)(3)(b)(i), my product is similar or identical in composition and labeling to: EPA Reg. No. _____ Product Name _____			

Section - II

<input type="checkbox"/> Amendment - Explain below. <input type="checkbox"/> Resubmission in response to Agency letter dated _____ <input checked="" type="checkbox"/> Notification - Explain below.	<input type="checkbox"/> Final printed labels in response to Agency letter dated _____ <input type="checkbox"/> "Me Too" Application. <input type="checkbox"/> Other - Explain below.
--	---

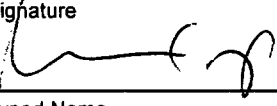
Explanation: Use additional page(s) if necessary. (For section I and Section II.)
 Notification pursuant to PR Notice 98-10, alternate language for range of rates, with no changes in amount of active ingredient applied per area.

NOTIFICATION
MAY 13 2010

Section - III

1. Material This Product Will Be Packaged In:				2. Type of Container	
Child-Resistant Packaging <input type="checkbox"/> Yes* <input checked="" type="checkbox"/> No	Unit Packaging <input checked="" type="checkbox"/> Yes <input type="checkbox"/> No	Water Soluble Packaging <input type="checkbox"/> Yes <input checked="" type="checkbox"/> No		<input type="checkbox"/> Metal <input checked="" type="checkbox"/> Plastic <input type="checkbox"/> Glass <input type="checkbox"/> Paper <input checked="" type="checkbox"/> Other (Specify) Fiber Drum	
*Certification must be submitted		If "Yes" Unit Packaging wgt. No. per container	If "Yes" Package wgt. No. per container		
3. Location of Net Contents information <input checked="" type="checkbox"/> Label <input type="checkbox"/> Container		4. Size(s) Retail Container 10 ounces 50 lbs		5. Location of Label Directions <input checked="" type="checkbox"/> On Label <input type="checkbox"/> On Labeling accompanying product	
6. Manner in Which Label is Affixed to Product				<input type="checkbox"/> Lithograph <input type="checkbox"/> Other <input checked="" type="checkbox"/> Paper glued <input type="checkbox"/> Stenciled	

Section - IV

1. Contact Point (Complete items directly below for identification of individual to be contacted, if necessary, to process this application.)		
Name Miriam Frugis	Title Regulatory Affairs Specialist	Telephone No. (Include Area Code) (763) 544-0341
Certification I certify that the statements I have made on this form and all attachments thereto are true, accurate and complete. I acknowledge that any knowingly false or misleading statement may be punishable by fine or imprisonment or both under applicable law.		6. Date Application Received (Stamped)
2. Signature 	3. Title Regulatory Affairs Specialist	
4. Typed Name Miriam Frugis	5. Date 4/21/2010	

30f/2



McLAUGHLIN GORMLEY KING COMPANY

8810 Tenth Avenue North • Minneapolis, MN 55427-4319 U.S.A.
763-544-0341 • 800-645-6466 • Fax 763-544-6437 • www.mgk.com

April 21, 2010

Document Processing Desk (NOTIF)
U.S. ENVIRONMENTAL PROTECTION AGENCY
Office of Pesticide Programs (H7504P)
Room S-4900, One Potomac Yard
2777 South Crystal Dr.
Arlington, VA 22202-4501

Via Courier

Subject: Dry PyGanic® 1.0%
EPA Reg. No. 1021-1871
Notifications PR-Notice 98-10 – Alternate language for 10 ounce container size.

Dear Sir or Madam:

By Notification we include alternate language for the dose of application, to scale them according to the 10 ounce container size. No changes in the application rates were made.

Enclosed are 2 copies of the label, one copy has changes highlighted.

This notification is consistent with the provisions of PR Notice 98-10 and EPA regulations at 40 CFR 152.46, and no other changes have been made to the labeling or the confidential statement of formula of this product. I understand that it is a violation of 18 U.S.C. Sec. 1001 to willfully make any false statement to EPA. I further understand that if this notification is not consistent with the terms of PR Notice 98-10 and 40 CFR 152.46, this product may be in violation of FIFRA and I may be subject to enforcement action and penalties under sections 12 and 14 of FIFRA.

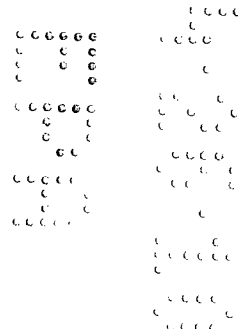
If there are any questions or you need anything further, please contact this office.

Sincerely,

McLAUGHLIN GORMLEY KING COMPANY


Miriam Frugis
Regulatory Affairs Specialist

Enclosure



Quality Products Since 1902

MAY 7 2010

50412

PRECAUTIONARY STATEMENTS
HAZARDS TO HUMANS AND DOMESTIC ANIMALS

CAUTION

Harmful if absorbed through skin. Avoid contact with skin, eyes or clothing. Wash hands thoroughly with plenty of soap and water after handling and before eating, drinking, chewing gum, using tobacco or using the toilet. Remove and wash contaminated clothing before reuse.

PERSONAL PROTECTIVE EQUIPMENT (PPE)

Mixers, Loaders Applicators, and other handlers must wear the following:

- long-sleeve shirt
- long pants
- shoes and socks

USER SAFETY REQUIREMENTS

Follow manufacturer's instructions for cleaning/maintaining PPE. If no such instructions for washables exist, use detergent and hot water. Keep and wash PPE separately from other laundry.

Discard clothing and other absorbent material that have been drenched or heavily contaminated with the product's concentrate. Do not reuse them.

ENVIRONMENTAL HAZARDS

For terrestrial uses: This product is toxic to aquatic organisms, including fish and invertebrates. Do not apply directly to water, to areas where surface water is present or to intertidal areas below the mean high water mark. Do not contaminate water when disposing of equipment wash-waters or rinsate. See Directions for Use for additional precautions and restrictions.

Drift and runoff may be hazardous to aquatic organisms in water adjacent to treated areas. This pesticide is toxic to fish and other aquatic invertebrates. Do not discharge effluent containing this product to sewer systems without previously notifying the local sewage treatment plant authority. For guidance, contact your State Water Board or Regional Office of the EPA.

PHYSICAL OR CHEMICAL HAZARDS

Do not use or store near heat or open flame.

DIRECTIONS FOR USE

It is a violation of Federal law to use this product in a manner inconsistent with its labeling.

READ ENTIRE LABEL BEFORE EACH USE

USE RESTRICTIONS AND PRECAUTIONS

- Apply this product only as specified on the label.
- Aerial applications are prohibited.
- Applications with power duster equipment are prohibited.
- Do not apply this product in a way that will contact workers or other persons, either directly or indirectly through drift.
- Only protected handlers may enter treated area during application.
- Do not allow adults, children or pets to enter the treated area until dusts have settled.
- For use outdoors, do not apply directly to or near water, storm drains or drainage ditches. Do not apply when windy. To prevent product run-off, do not over-water the treated area or apply when heavy rain is expected.
- Do not apply this product in a way that will contact adults, children or pets, either directly or indirectly through drift.
- Remove or cover exposed food and drinking water before application.
- In Homes remove or cover dishes, utensils, food processing equipment and food preparation surfaces, or wash them before use. Do not use in serving areas while food is exposed.
- In Food Areas of Food Handling Establishments: Avoid contamination of food or feedstuffs. During applications, cover or remove food. Cover food processing surfaces and equipment or clean after treatment with a suitable detergent and rinse with potable water before use. Do not use in serving areas (dining areas where prepared foods are served) while food is exposed or facility is in operation.
- In Schools, do not apply to classrooms when in use.
- Do not use in aircraft.

60 of 12

- Remove pets, birds and cover fish aquariums before application.

NON-AGRICULTURAL USE REQUIREMENTS

The requirements in this box apply to uses of this product that are NOT within the scope of the Worker Protection Standard for agricultural pesticides (40 CFR, Part 170). The WPS applies when this product is used to produce agricultural plants on farms, forests, nurseries, or greenhouses.

Do not enter or allow others to enter until dusts have settled.

Kills Exposed Insects and Related Pests including:

Asian Pine Tip Moths	Adelgids	Alfalfa Weevil	Almond Moth
American Black Flour Beetle	Carrion Beetles	Angoumois Grain Moths	Ants
Aphids	Apple Maggot	Amyworms	Asian Cerambycid Beetles
Asian Lady Beetle	Bagworm	Barn Flies	Bat Bugs
Bean Beetles	Bean Weevils	Bed Bugs	Beet Armyworms
Bees	Birch Leafminer	Black Carpet Beetles	Black Fungus Beetles
Beetles	Black Vine Weevil	Blister Beetles	
Black Turpentine Beetles	Booklice	Bottle Flies	Boxelder Bugs
Blow Flies	Broadnosed Grain Weevils	Blacklegged Tick Nymphs	Brown Spider Beetles
Broadhorned Flour Beetles	Budworms	Bugs	Cadelles
Brown Spruce Longhorn Beetle	Cankerworms	Catorama Beetles	Carpet Beetles
California Oakworm	Caterpillars	Cheese Skippers	Centipedes
Carrot Weevil	Cheese Mites	Chrysanthemum Leaf Miners	Chicken Mites
Cereal Beetles	Chocolate Moths	Clothes Moths	Cicadas
Cigarette Beetle	Clearwing Borer	Cone Worms	Clover Mites
Clover Weevil	Cluster Flies	Cottonwood Borer	Cocoa Bean Moths
Coffee Bean Weevils	Cone Beetles	Crickets	Confused Flour Beetle
Conifer Spider Mite (Adult)	Corn Sap Beetles	Dark Mealworms	Cottonwood Leaf Beetles
Cranbury Girdlers	Crane Flies	Diamondback Larvae	Cross-striped Cabbageworm
Cucumber Beetles	Cutworms (exposed)	Drain Flies	Darkling Beetles (lesser meal worm)
Depressed Flour Beetles	Dermestid Beetles	Earwigs	Dingy Cutworm Adult
Douglas Fir Midge	Douglas Fir Tussock Moth	European Grain Moths	Dried Fruit Beetles
Drugstore Beetles	Deer Tick	Fall Cankerworms	Eastern Tent Caterpillar
Elmleaf Beetle	Emerald Ash Borer	Firebrats	European Pine Tip Moth
European Pine Shoot Moth	Face Flies	Fleas	Fall Webworm
Fannia Flies	Field Crickets	Forest Tent Caterpillar	Fireworms
Flat Grain Beetles	Flea Beetles	Fungus Gnats	Flies
Flying Moths	Foreign Grain Beetles	Grain Mites	Fruit Flies
Fruittree Leafroller	Fungus Beetles	Grape Leafhopper	German Cockroaches
Giant Root Aphid	Glassy Winged Sharpshooter	Green Peach Aphid	Granary Insects
Granary Weevils	Grape Leaf Skeletonizer	Hairy Fungus Beetles	Grasshoppers
Greenbugs	Green Fruit Worm	Hessian Fly (Adult)	Greenhouse Thrips
Ground Beetles	Gypsy Moth (adults & larvae)	Indian Meal Moth	Hairy Spider Beetles
Harlequin Bug	Heliothis spp.	Katydid	Hide Beetles
Hornworm	Inchworm	Larger Cabinet Beetles	Iris Borer
Pine Engraver	Japanese Beetle	Leafrollers	Khapra Beetles
Lace Bugs	Large Black Flour Beetles	Lesser Meal Worm	Larger Grain Borers
Leafhoppers	Leafminers	Lygus Bugs	Leafliers
Lesser Grain Beetles	Lesser Grain Borers	Merchant Grain Beetles	Lesser Peach Tree Borer
Longheaded Flour Beetles	Loopers	Millipedes	Maize Weevils
Mealy Bugs	Mediterranean Flour Moths	Murmidius Beetles	Mexican Bean Beetle
Mexican Grain Beetles	Millers	Onion Maggot	Mimosa Webworm

Mole Crickets	Moth Flies	Pillbugs	Mushroom Flies
Nantucket Pine Tip Moth	Northern Fowl Mites	Plant Bugs	Palmetto Bug
Peach Twig Borer	Pear Psylla	Powder Post Beetles	Pine Bark Beetles
Pink Scavenger Caterpillars			
	Pinworms	Red Flour Beetles	Plum Curculio
Ponderosa Pine Needle Miner	Poultry Lice	Redbanded Leafroller	Psocids
Psyllids	Red Gum Lerp Psyllid	Root Weevils	Red Horned Grain Beetles
Red Lily Beetles	Red Oak Borer	Saw Flies	Rice Flour Beetles
Rice Moths	Rice Weevils	Silverfish	Rose Chafer
Royal Palm Bugs	Rusty Grain Beetles	Small Flying Moths	Saw-Toothed Grain Beetle
Scale (Crawlers)	Seedbugs	Southern Red Mite (Adult)	Skipper Flies
Skippers	Slenderhorned Flour Beetles	Stable Flies	Small Fruit Flies
Smalleyed Flour Beetles	Southern Pine Beetles	Tarnished Plant Bug	Sowbugs
Spider Beetles	Spider Mites	Trogoderma Beetles	Stalk Borers
Spruce Mite (Adult)	Squarenecked Grain Beetles	Wasps [Yellow Jackets, Hornets, and Paper Wasps]	Stored Product Pests
Stink Bugs	Subtropical Pine Tip Moth	Warehouse Beetles	Tent Caterpillar
Sycamore Leaf Beetle		Western Pine Tip Moth	Two-Banded Beetles
Thrips	Tobacco Moths	Wireworms	Waterbugs
Vegetable Leaf Miners	Vinegar Flies		White Apple Leafroller
Webworms	Weevils		Yellow Mealworms
White Marked Spider Beetles	Whiteflies		

For most effective results, follow directions for specific use areas.

Avoid contamination of food and feedstuffs

Application Methods:

Apply Dry PyGanic® 1.0% using a dust applicator, a shaker can, dust gun, puffer or other bulbous duster, hand pump duster, hand operated rotary duster, static charge duster, or other appropriate hand operated duster.

INDOOR USE SITES:

ONLY APPLY AS A SPOT TREATMENT TO AREAS NO GREATER THAN 2 FEET BY 2 FEET PER ROOM.

INDOOR AREAS: For use in and around indoor areas:

Animal Areas	Freight Containers	Rabbit Houses
Animal Quarters	Fruit Packing Sheds	Rabbit Processing Plants
Apartments	Fruit Processing Plants	Railroad Cars
Asian Markets	Fruit Storage Warehouses	Research Animal Areas
Attics	Fruit Quarantine Areas	Restaurants
Bakeries	Garbage Bins	Rice Mills
Barns	Garbage Cans	Schools
Basements	Garbage Compactors	Seed Storage
Beef Barns	Garbage Trucks	Shade Houses
Beverage Plants	Goat Holding Areas	Sheep Holding Areas
Bins	Goat Houses	Ship Holds
Bottling Plants	Grain Elevators	Ships
Brandy Storage Warehouses	Grain Handling Equipment	Spice Markets
Breweries	Grain Harvesting Equipment	Stable Bins
Brewery Warehouses	Grain Mills	Stables
Buildings Housing Animals	Grain Storage	Storage Areas
Buildings Housing Poultry	Granaries	Storage Bins (areas)
Cabinets	Greenhouses	Storages
Cafeterias	Grocery Stores	Stored Product Areas
Calving Barns	Homes	Stored Products

Canneries	Hog Barns	Stored Seed Warehouses
Cat Sleeping Quarters	Horse Stables	Stores
Cattle Barns	Horse Stables and Barns	Supermarkets
Certified Organic Facilities	Horse Trailers	Swine Houses
Cheese Caves	Hospitals	Taverns
Citrus Packing Houses	Hotels	Tea Houses
Coffee Houses	Houses	Textile Mills
Coffee Shops	Indoor Eating Facilities	Tobacco Factories
Commercial Buildings	Industrial Installations	Tobacco Warehouses
Condominiums	Industrial Plants	Tool Sheds
Convenience Stores	Institution Dining Areas	Trains
Crawl Spaces	Institutions	Transportation Equipment (except Aircraft)
Dairy and Livestock Barns	Kennels	Tree Nuts Storage Areas
Dairy Food Processing	Liveries	Truck Trailers
Dairies	Livestock Barns	Vegetable Packing Facilities
Day Care Centers	Livestock Hauling Equipment	Vegetable Processing Facilities
Delicatessens	Livestock Holding Areas	Vegetable Storage Facilities
Department Stores	Loafing Sheds	Veterinary Clinics
Diners	Meat Markets	Veterinary Hospitals
Distilleries	Meat Packaging Plants	Voids in Attics
Dog Houses	Meat Packing Plants	Wall Voids
Dog Sleeping Quarters	Mess Halls	Warehouses
Drains & Sewers	Milk Houses	Wheat Mills
Dried Flower Warehouses	Milk Processing Facilities	Wholesale Stores
Dried Food Products in Processing	Milk Rooms	Wine Cellars
Dried Food Products in Storage	Milk Sheds	Wine Storage Warehouses
Dried Fruit Processing Plants	Milking Rooms	Wine Tasting Rooms
Dried Fruit Warehouses	Mills	Wineries
Dumpsters	Motels	Zoos
Dwellings	Mushroom Caves	
Egg Processing Plants	Mushroom Processing Plants	Peanut Processing Plants
Egg Storage Facilities	Food Processing Facilities	Peanut Warehouses
Factories	Food Quarantine Areas	Pet Bedding
False Ceilings	Food Service Facilities	Pet Carriers
Farm Structures	Food Storage Facilities	Pet Food Plants
Feed Mills	Office Buildings	Pet Sleeping Areas
Flour Mills	Other Public Buildings	Poultry Houses
Food Handling Establishments	Packaged Food Storage	Poultry Processing Plants
Food Preparation Facilities	Pantries	

APPLICATIONS WITHIN FOOD/FEED AREAS:

Food and/or Feed areas include areas for receiving, storage (dry, cold, frozen or raw), packaging (canning, bottling, wrapping, boxing and grinding), preparing, edible waste storage and enclosed processing systems (mills, dairies, and systems for processing edible oils and syrups). Serving areas are places where prepared foods are served. Do not apply when food or feed processing facility is in operation or foods are exposed. In the home, cover all food handling surfaces and cover or remove all food and cooking utensils, or wash thoroughly after treatment.

APPLICATIONS OF THIS PRODUCT IN FOOD/FEED AREAS OF FOOD/FEED HANDLING ESTABLISHMENTS ARE NOT PERMITTED, OTHER THAN AS A CRACK AND CREVICE TREATMENT.

Using a duster, apply at the rate of 1.5 ounces of Dry PyGanic® 1.0% per 50 square feet directly into cracks and crevices, in expansion joints between different elements of construction, under or between equipment bases and the floor, beneath appliances, into wall voids, motor housing, junction boxes or switch boxes, conduits, behind and under cabinets or drawers, in and around drains, around drain pipes, plumbing and utility entrances, hollow equipment legs and other sites where listed insects can enter or hide. Care should be taken to avoid depositing the product onto exposed surfaces or introducing the material into the air. Avoid contamination of food or food processing surfaces.

Non-food/feed areas of food/feed handling establishments are garbage rooms, lavatories, floor drains (to sewers, entries and vestibules), offices, locker rooms, machine rooms, boiler rooms, garages, mop closets and storage (after canning or bottling).

Stored Product Pests in Non-Food/Non-Feed areas:

To aid in the control of stored product pests in listed areas. Apply Dry PyGanic® 1.0% at the rate of 16 to 24 ounces per 1000 square feet [4 to 8 ounces per 250 square feet] of surface area. Clean up waste materials, infested materials, dust, dirt, and any other debris. Thoroughly treat floors, walls, shelves, drawers, cabinets and other surfaces in bins, storage and handling areas, around cartons or containers and other areas where these insects tend to congregate. Apply 1 ounce per 50 square feet of surface area into cracks and crevices and other difficult to reach areas where insects may hide. Apply in voids or cracks and crevices in pantries and other infested areas within the structure. When treating for Indian Meal Moth, which tend to alight on vertical surfaces, apply a thin visible layer of Dry PyGanic® 1.0% to walls and other vertical surfaces in affected area.

For Use in Storage Sites:

This product can be used in warehouse bins, trucks, cargo ships, mills, bin hoppers, elevators and conveying equipment and other listed sites as a clean up prior to using them for storage. All of the infested stored commodity accumulations and debris should be removed and disposed, with special attention to material lodged in the cracks and crevices. After sanitation measures have been employed, dust all areas prior to use for storage. Apply Dry PyGanic® 1.0%, at the rate of 16 to 24 ounces per 1000 square feet [4 to 8 ounces per 250 square feet] of surface area. Apply dust to floors, ceilings and partition boards of bins, paying particular attention to cracks and crevices.

For packaged food warehouses, treat potential points of insect entry, as well as harborage sites in, on and around wooden and plastic pallets, pallet-racking systems, loading docks, scales, around cartons.

INDOOR TREATMENTS:

ONLY APPLY AS A SPOT TREATMENT TO AREAS NO GREATER THEN 2 FEET BY 2 FEET PER ROOM.

Crawling Insects:

Apply Dry PyGanic® 1.0%, at the rate of 1.5 ounce per 50 square feet of surface area, into voids, cracks and crevices or other places where insects are traveling or harboring. Apply a continuous visible film underneath and behind stairs, behind and beneath sinks, stoves, refrigerators and other appliances, around garbage cans, cabinets. Treat on around and behind moldings, shelving, baseboards, doorsills, doorframes, floors, around drains, pipes and pipe openings, plumbing, bookcases, storage, utility installations and other areas where insects hide or travel. For severe infestations apply behind cabinets and walls, in crawl spaces and attics at the rate of 16 – 20 ounces per 1000 square feet [4 to 5 ounces per 250 square feet].

Fleas, Ticks, and Mites:

For Cat Fleas apply Dry PyGanic® 1.0% only as a direct treatment. Treat on and around animal bedding, sleeping quarters, kennel, furniture, floor and floor coverings and all areas where these pests inhabit. Treat cracks and crevices behind around window and door frames, wall cracks moldings, shelving, baseboards, pipe openings and all other cracks. Treat the entire inside surface of doghouses. Do not treat dogs and/or cats with this product. For Ticks, apply Dry PyGanic® 1.0%, at the rate of 1 ounce per 70 square feet in places where the insects are traveling or harboring

Bed bugs:

Take bed apart. Apply Dry PyGanic® 1.0% at a rate of 2 oz. per 50 square feet of surface area into joints, channels, cracks and crevices on bed frame, headboards and footboards. Wall mounted headboards and their hardware should be removed and treated. If hollow, square or round tubing, see that the interior framework is well dusted. Mattresses and box springs may be dusted, especially tufts, folds and edges. All furniture and furniture accessories in the room must be treated. Pull carpeting from tack strips and treat under the baseboard, sill plate and under the carpet tack strips. Treat under, behind, and into cracks and crevices of decorative moldings. Apply a continuous visible film to other potential harborage sites: table and wall mounted lamps, wall crevices, electrical boxes, outlet plate covers, switch plate covers, mirrors, picture frames and backs, door jambs, moldings and hinges, window ledges, sills, drapery rods, curtains, blinds and mounting hardware, closet shelving and hardware, picture frame moldings and other crack and crevices in the room should be treated. If Bed bugs are present, treat with an Insecticide approved for use on bed bugs.

Ants:

To aid in the control of listed ants apply Dry PyGanic® 1.0% at the rate of 1 oz per 50 square feet. Treat door frames, around window frames, behind, on and around moldings, cabinets, pipe openings, utility openings, shelves, ant trails, hills, wall voids, cracks and crevices and other points of entry into premises. Combine interior treatments with exterior perimeter application of Dry PyGanic® 1.0%.

Powder Post Beetles*:

To aid in protecting against insect entry. Apply to distribute Dry PyGanic® 1.0% through insect entry points, crawl holes into attics and crawl spaces of buildings, at a rate of 16 - 20 ounces per 1000 square feet [4 to 5 ounces per 250 square feet]. All vents and blowers on the windward side should be closed so that all target surfaces can be treated. Contact all wood surfaces. In case of localized infestations, probe to locate galleries and drill holes to inject Dry PyGanic® 1.0% into the galleries and void areas. If a heavy infestation is suspected, a conventional, industry accepted techniques and treatments should be employed.

*The purpose of such applications of Dry PyGanic® 1.0% is to kill workers or winged reproductive forms that may be present in treated channels at the time of treatment. Such applications are not a substitute for mechanical alteration, soil treatment or foundation treatment but are merely a supplement. This product is not for use against termites. For active termite infestations, use conventional, industry accepted techniques and treatments.

INDOOR AND OUTDOOR TREATMENTS

For Bees and Wasps [Yellow Jackets, Hornets, and Paper Wasps]

It is advisable to treat bee and wasp [yellow jacket, hornet, and paper wasp] nests in the evening when insects are less active and have returned to the nest. Wear protective clothing if deemed necessary to avoid stings. Use a hand duster with extension tubes if necessary. Thoroughly dust the nest, entrance and surrounding areas. For best results, check nests carefully one or two days after treatment to ensure complete kill. Remove and destroy nest to prevent emergence of newly hatched insects. If removal is not possible, retreat the nest if necessary. For nests in wall voids, drill a hole in the area of the nest, apply dust, and reseal.

Asian Lady Beetles and Boxelder Bugs:

To control or repel these insects, as well as Clover Mites, Cluster Flies and Elmleaf Beetles, inject Dry PyGanic® 1.0% at the rate of 1 oz per 50 square feet into cracks and crevices and/or voids where these insects may be entering the premise, harboring or hibernating. Apply in crawl spaces and attics at the rate of 16 – 24 ounces per 1000 square feet [4 to 8 ounces per 250 square feet]. On building exterior, treat underneath wood fascia, behind siding, cracks around windows, doors, siding, wall voids, utility pipes and entry points, behind chimneys, around foundations and foundation cracks, patios and deck joints. When treating for Asian Lady Beetles apply Dry PyGanic® 1.0% in, on and around areas with abrupt color contrasts on buildings (shutters, drainpipes, etc), southwest-facing or sun-exposed sides of buildings, and vertical corners of buildings.

For Use on Landscape Plants, Indoors and Outdoors:

Ornamental Trees, Shrubs, Flowers and Foliage Plants : Including: African Violet, Ageratum, Aster, Azalea, Begonia, Calceolaria, Calendula, Calla, Camellia, Carnation, Ceanothus, Cineraria, Chrysanthemum, Coleum, Cyclamen, Cypress, Daffodil, Dahlia, Delphinium, Dogwood, Elm, Eucalyptus, Fern, Ficus, Foliage Plants, Fuchsia, Gardenia, Geranium, Gladiolus, Gloxinia, Gypsophila, Holly, Hyacinth, Hydrangea, Iris, Lily, Maidenhair Fern, Marigold, Narcissus, Palm, Pansy, Peony, Pelargonium, Petunia, Philodendron, Phlox, Pine, Pyracantha, Rhododendron, Roses, Rubber Plant, Snapdragon, Sweet Pea, Tulips, Viburnum, Wandering Jew, Yew, Zinnia and Andromeda, Arborvitae, Ash, Beech, Birch, Boxwood, Cotoneaster, Crabapple, Euonymus, Fir, Firethorn, Forsythia, Hawthorn, Hemlock, Hickory, Honey Locust, Horse Chestnut, Juniper, Larch, Laurel, Lilac, Linden, Mimosa, Myrtle, Oak, Pine, Privet, Tulip Tree, Viburnum, Willow.

Phytotoxicity: Plant safety is an important consideration when using insecticides. However, it is not possible to evaluate the phytotoxicity of Dry PyGanic® 1.0% on numerous plant varieties that may react differently to insecticides in different growth stages or under varying environmental conditions. Before making widespread applications of Dry PyGanic® 1.0% treat a limited number of plants and observe for phytotoxicity over a 10 day period.

Dry PyGanic® 1.0% must come into contact with insects in order to control them. Coverage of the target insect is vital to achieving good performance. Apply Dry PyGanic® 1.0% to cover upper and lower surfaces of leaves stems and flowers with a thin, even film of dust. Apply when insects or insect damage first appears.

When treating trees, shrubs and similar plants, treat the trunk, the base of the trunk and the critical root zone. Treat the tree crotch, knotholes, wounds and other areas where insects may harbor. Allow dust to settle in treated areas before reentering. Do not water or irrigate immediately following treatment.

OUTDOOR AREAS for use in and around areas:

Ant Mounds	Arboretums	Back Yards
Balconies	Beneath Decks	Beneath Gazebos
Calf Hutches	Compost Sites	Courtyards
Decks	Dog Runs	Drive-In Restaurants
Drive-In Theaters	Dumpsters	Farmers Markets
Flea Markets	Front Yards	Gardens
Gazebos	Home Gardens	Kennels
Lanais	Landscapes	Lath Houses
Loading Docks	Lumber Storage Areas	Nurseries
Outdoor Eating Facilities	Patios	Porches
Sanitary Sewers (Manholes)	Side Yards	Swine Yards
Wood Piles		

Building Perimeter Treatments:

To aid in preventing entry and infestations of buildings by listed insects, Apply 16 to 24 oz of Dry PyGanic® 1.0% per 1000 square feet [4 to 8 ounces of Dry PyGanic® 1.0% per 250 square feet] to building exterior as a perimeter treatment

in a band extending 12 - 18" along and adjacent to foundation, and to a height of 2 to 3 feet up the side of the building where these pests are active and may find entrance.

To Kill Insects Harboring in Lawns, Landscaping, and Backyards:

To aid in the control of listed insects, apply Dry PyGanic® 1.0% at the rate of 8 to 24 ounces per 1,000 square feet [2 to 8 ounces of Dry PyGanic® 1.0% per 250 square feet] . For best results, lawn should be mowed one to two (1 – 2) days before applying, and clippings removed. Be sure to cover the entire lawn surface where insects are present, or normally frequent. Apply under ornamental plants, shrubs and trees. Do not water or irrigate immediately following application. Keep pets and children out of the treated area until after the dust has settled.

LIVESTOCK, DAIRY, SWINE, POULTRY AND OTHER ANIMAL BUILDINGS AND PREMISES:

WHEN USED ON DAIRY BARN OR FACILITIES: CLOSE MILK BULK TANK LIDS TO PREVENT CONTAMINATION FROM DUST AND FROM DEAD OR FALLING INSECTS. REMOVE OR COVER MILKING UTENSILS BEFORE APPLICATION. WASH TEATS OF ANIMALS BEFORE MILKING.

Kills: Bed Bugs, Blacklegged Tick Nymphs, Chicken mites, Deer Tick, Face Flies, Fleas, Flies, Northern Fowl Mites, Poultry Lice, and Stable Flies

To aid in the control of listed insects in listed indoor and outdoor animal areas, apply Dry PyGanic® 1.0% at the rate of 1 oz per 50 square feet to cracks, crevices, voids, structural joints, floors, walls, wall joints, support beams, trusses, rafters, ceilings, around scales, chutes, gates, and other areas where insects harbor, alight, hide or travel. For larger area treatments use 16 to 24 oz of Dry PyGanic® 1.0% per 1000 square feet [4 to 8 ounces of Dry PyGanic® 1.0% per 250 square feet] . Avoid contamination of feed, feedstuffs or milking equipment. For Ticks, apply Dry PyGanic® 1.0%, at the rate of 1 ounce per 70 square feet in places where the insects are traveling or harboring

Apply 16 to 24 oz of Dry PyGanic® 1.0% per 1000 square feet [4 to 8 ounces of Dry PyGanic® 1.0% per 250 square feet] to exterior of livestock buildings in an 18" band along and adjacent to building foundations, and to a height of 2 to 3 feet up the side of the building where insects are active and may find entrance.

DOMESTIC ANIMAL USE:

Kills: Bed Bugs, Blacklegged Tick Nymphs, Chicken mites, Deer Tick, Face Flies, Fleas, Flies, Northern Fowl Mites, Poultry Lice, and Stable Flies

For Ticks, apply Dry PyGanic® 1.0%, at the rate of 1 ounce per 70 square feet in places where the insects are traveling or harboring

Beef, Dairy Cattle, Horses and Other Livestock:

Can be used in dust bags, shaker can and mechanical dust applicator to aid in the control or repellency of listed livestock insects.

Direct Application: Apply 2 oz. of dust per animal by shaker can, or suitable mechanical dust applicator over the head, neck, shoulders, back and legs.

Application through Dust Bags: Place contents of this package in any commercially available dust bag, suspend bag in areas frequented by cattle or in gateways or lanes through which the animals must pass daily for water, feed or minerals. Bags may also be placed in loafing sheds or in front of mineral feeders. For dairy cows, bags may be suspended in the exit through which the cows leave the milking barn. The bags should hang 4 to 6 inches below the back line of the cattle. For reduction of *Face Flies*, bags must be located so animals will be forced to use them daily and hung at a height so that the face is dusted.

Swine:

Direct Application: Apply only 1 ounce per head as a uniform coat to the head, shoulder and back by use of a shaker can or suitable mechanical dust applicator. Do not apply more often than once every 10 days. In severe infestation, both animals and the bedding may be treated. Do not ship animals for slaughter within 5 days of treatment.

Poultry:

To control listed livestock insects, apply at a rate of 1 lb. per 100 birds [10 ounces per 60 birds]. Ensure thorough treatment of vent area.

12/2/12

STORAGE AND DISPOSAL

Do not contaminate water, food, or feed by storage or disposal.

PESTICIDE STORAGE: Keep this product in its tightly closed original container, when not in use. Store in a cool, dry, well-ventilated (preferably locked) area that is inaccessible to children and animals, and away from food and pet food.

PESTICIDE DISPOSAL:

To avoid wastes, use all material in this container by application according to label directions. If wastes cannot be avoided, offer remaining product to a waste disposal facility or pesticide disposal program (often such programs are run by state or local governments or by industry.)

CONTAINER DISPOSAL:

Nonrefillable container. Do not reuse or refill this container. Triple rinse container (or equivalent) promptly after emptying.

Triple Rinse as follows [for containers of 50 lbs (22.7 Kg): Empty the remaining contents into application equipment or a mix tank and drain for 10 seconds after the flow begins to drip. Fill the container ¼ full with water and recap. Shake for 10 seconds. Pour rinsate into application equipment or a mix tank or store rinsate for later use or disposal. Drain for 10 seconds after the flow begins to drip. Repeat this procedure two more times. Offer for recycling if available or reconditioning if appropriate, or puncture and dispose of in a sanitary landfill, or by other procedures approved by state and local authorities.

Triple Rinse as follows [for containers greater than 50 lbs (22.7Kg too large to shake): Empty the remaining contents into application equipment or a mix tank. Fill the container ¼ full with water. Replace and tighten closures. Tip container on its side and roll it back and forth, ensuring at least one complete revolution, for 30 seconds. Stand the container on its end and tip back and forth several times. Turn the container over onto its other end tip it back and forth several times. Empty the rinsate into application equipment or a mix tank or store for later use or disposal. Repeat this procedure two more times. Offer for recycling if available or reconditioning if appropriate, or puncture and dispose of in a sanitary landfill or by other procedures approved by state and local authorities.