

1021-1834

9/19/2011

10415



UNITED STATES ENVIRONMENTAL PROTECTION AGENCY  
WASHINGTON, D.C. 20460

OFFICE OF CHEMICAL SAFETY  
AND POLLUTION PREVENTION

SEP 19 2011

Mr. Thomas A. Lennan  
McLaughlin Gormley King Company  
8810 Tenth Avenue North  
Minneapolis, MN 55427-4372

Subject: Label Notification(s) for Pesticide Registration Notice 98-10

Dear Mr. Lennan:

The Agency is in receipt of your Application(s) for Pesticide Notification under Pesticide Registration Notice (PRN) 98-10 dated August 31, 2011 for the following product(s):

**EVERCIDE® Permethrin 10/10**

**Reg. No. 1021-1834**

The Registration Division (RD) has conducted a review of this request for applicability under PR Notice 98-10 and finds that the label change(s) requested falls within the scope of PRN 98-10. The label has been date-stamped "Notification" and will be placed in our records.

If you have any questions, please contact Linda A. DeLuise at 703-305-5428.

Sincerely,

A handwritten signature in cursive script that reads "Linda A. DeLuise".

Richard J. Gebken  
Product Manager  
Insecticide Branch  
Registration Division (7504P)



United States  
Environmental Protection Agency  
Washington, DC 20460

Registration  
Amendment  
Other

OPP Identifier Number

**Application for Pesticide - Section I**

1. Company/Product Number 1021-1834	2. EPA Product Manager Richard Gebken	3. Proposed Classification <input checked="" type="checkbox"/> None <input type="checkbox"/> Restricted
4. Company/Product (Name) EVERCIDE® Permethrin 10/10	PM# 13	
5. Name and Address of Applicant (Include Zip Code) McLaughlin Gormley King Company 8810 10TH AVE N MINNEAPOLIS, MN 55427  <input type="checkbox"/> Check if this is a new address	6. Expedited Review. In accordance with FIFRA Section 3(c)(3)(b)(i), my product is similar or identical in composition and labeling to:  <b>NOTIFICATION</b> EPA Reg. No. _____ Product Name _____ <b>SEP 19 2011</b>	

**Section - II**

<input type="checkbox"/> Amendment - Explain below.	<input type="checkbox"/> Final printed labels in response to Agency letter dated _____
<input type="checkbox"/> Resubmission in response to Agency letter dated _____	<input type="checkbox"/> "Me Too" Application.
<input checked="" type="checkbox"/> Notification - Explain below.	<input type="checkbox"/> Other - Explain below.

**Explanation:** Use additional page(s) if necessary. (For section I and Section II.)

Notificatin pursuant to PR-Notice 98-10

**Section - III**

1. Material This Product Will Be Packaged In:				2. Type of Container	
Child-Resistant Packaging <input type="checkbox"/> Yes* <input checked="" type="checkbox"/> No	Unit Packaging <input type="checkbox"/> Yes <input checked="" type="checkbox"/> No	Water Soluble Packaging <input type="checkbox"/> Yes <input checked="" type="checkbox"/> No		<input type="checkbox"/> Metal	<input checked="" type="checkbox"/> Plastic
<b>*Certification must be submitted</b>	If "Yes" Unit Packaging wgt.	No. per container	If "Yes" Package wgt.	No. per container	<input type="checkbox"/> Glass
					<input type="checkbox"/> Paper
					<input type="checkbox"/> Other (Specify)
3. Location of Net Contents information <input checked="" type="checkbox"/> Label <input type="checkbox"/> Container		4. Size(s) Retail Container 4.6 oz. -5 5 Gallon		5. Location of Label Directions <input checked="" type="checkbox"/> On Label <input type="checkbox"/> On Labeling accompanying product	
6. Manner in Which Label is Affixed to Product		<input type="checkbox"/> Lithograph <input checked="" type="checkbox"/> Paper glued <input type="checkbox"/> Stenciled		<input type="checkbox"/> Other	

**Section - IV**

1. Contact Point (Complete items directly below for identification of individual to be contacted, if necessary, to process this application.)		
Name Thomas A. Lennan	Title Regulatory Affairs Specialist	Telephone No. (Include Area Code) (763) 544-0341
Certification I certify that the statements I have made on this form and all attachments thereto are true, accurate and complete. I acknowledge that any knowingly false or misleading statement may be punishable by fine or imprisonment or both under applicable law.		6. Date Application Received  (Stamped)
2. Signature 	3. Title Regulatory Affairs Specialist	
4. Typed Name Thomas A. Lennan	5. Date 8/31/2011	



McLAUGHLIN GORMLEY KING COMPANY  
8810 Tenth Avenue North • Minneapolis, MN 55427-4319 U.S.A.  
763-544-0341 • 800-645-6466 • Fax 763-544-6437 • www.mgk.com

August 31, 2011

Document Processing Desk (NOTIF)  
U.S. ENVIRONMENTAL PROTECTION AGENCY  
Office of Pesticide Programs (H7504P)  
Room S-4900, One Potomac Yard  
2777 South Crystal Dr.  
Arlington, VA 22202-4501

Via Courier

Subject: EVERCIDE® Permethrin 10/10  
EPA Reg. No. 1021-1834  
Notification Per PR-Notice 98-10

Dear Sir or Madam:

By Notification, we are including an already accepted claim against deer ticks and including it in the directions for use.

Enclosed are 2 copies of the label, one copy with changes highlighted.

To assist the Agency in the review of these labels, please refer to the enclosed compact disc with PDF versions of the label.

This notification is consistent with the provisions of PR Notice 98-10 and EPA regulation at 40 CFR 152.46, and no other change have been made to the labeling or the confidential statement of formula for this product. I understand that it is a violation of 18 U.S.C. Sec. 1001 to willfully make any false statement to EPA. I further understand that if this notification is not consistent with the terms of PR Notice 98-10 and 40 CFR 152.46, this product may be in violation of FIFRA and I may be subject to enforcement action and penalties under sections 12 and 14 of FIFRA.

If there are any questions or you need anything further, please contact this office.

Sincerely,

McLAUGHLIN GORMLEY KING COMPANY

Thomas A. Lennan  
Registration Specialist

Enclosure

40615

27991\_1021-1834\_ 0811340



McLAUGHLIN GORMLEY KING COMPANY

EVERCIDE® Permethrin 10/10

8810 Tenth Avenue N. / Minneapolis, Minnesota 55427-4319 U.S.A. - Telephone (763) 544-0341

For use outdoors and in homes and nonfood areas of commercial buildings, institutions, warehouses, theatres, office buildings, schools, motels, hotels, restaurants, food/feed processing establishments, hospitals, kennels, poultry houses, dairies, cattle barns, milking parlors, horse barns and swine houses.

Not for Forestry Use or Commercial Nursery Use

Not for use on plants being grown for sale or other commercial use, or for commercial seed production or for research purposes

For Use in Automatic Spraying Systems, In animal quarters, cattle barns, dairies, dairy and beef barns, milking parlors, poultry houses, swine housing, warehouses and residential backyards.

[ ] indicates optional wording
[For use with the brand name (Sold Separately)]
[Ideal for use before outdoor activities]
[Pre-measure bottle, no measuring, no mess!]

A long lasting livestock and premise spray [mist] that provides quick knockdown, broad spectrum insecticidal effectiveness and excellent residual activity for up to 28 days

Synergized Formula for Effective Control

Kills Gypsy Moth Caterpillars, Japanese Beetles, Multicolored Asian Lady Beetles, Roaches, Ants, Fleas, Ticks, Lice, Bed Bugs, Horn Flies, House Flies, Meal Worms, Darkling Beetles, Poultry Lice, Fowl Mites, and numerous other insects as listed

Kills mosquitoes which may transmit West Nile Virus

Will not harm most common ornamental plants

Kills Deer Ticks that may Transmit Lyme disease
Kills Ants (including Fire Ants) and other home invading pests

Kills Home Invading Pests Outdoors such as Ants, Beetles, Box Elder Bugs, Multi-colored Asian Lady Beetles, Cockroaches, Crickets, Earwigs, Fleas, Ticks, Scorpions and other crawling and flying insects

Less likely to develop resistance on stagnant populations than unsynergised Permethrin products

Polymeric Surfactant System - a unique formulation that allows convenient and stable dilution with water
Multi-Purpose Insect Killer

Aids in Reducing [Reduces] Annoyance from Mosquitoes and Other Flying Insects

Use on Lawns, Ornamental Gardens and Trees

ACTIVE INGREDIENT:

\* Permethrin [(3-Phenoxyphenyl) methyl (+ or -) cis-trans-3-(2,2-dichloroethenyl) 2,2-dimethylcyclopropanecarboxylate]..... 10.00%

\*\* Piperonyl Butoxide, Technical\*\*..... 10.00%

OTHER INGREDIENTS..... 80.00%

100.00%

\* Cis-trans isomers ratio: Min. 35% (+ or -) cis and Max. 65% (+ or -) trans

\*\* Equivalent to 8.00% (butylcarbityl) (6-propylpiperonyl) ether and 2.00% related compounds.

Contains 0.856 lbs. of permethrin per gallon

NOTIFICATION
SEP 19 2011

KEEP OUT OF REACH OF CHILDREN
CAUTION

Table with 2 columns: IF SWALLOWED, IF ON SKIN OR CLOTHING. Contains first aid instructions and a general warning to have the product container when calling a poison control center.

Net Contents
Manufactured by:
Mc LAUGHLIN GORMLEY KING COMPANY
8810 Tenth Avenue North
Minneapolis, MN 55427

EPA Reg. No. 1021-1834

EPA Est. No. 1021-MN-2

PRECAUTIONARY STATEMENTS  
HAZARDS TO HUMANS AND DOMESTIC ANIMALS

**CAUTION**

Harmful if swallowed or absorbed through skin. Avoid contact with skin, eyes, or clothing. Wash thoroughly with soap and water after handling and before eating, drinking, chewing gum, or using tobacco. Remove and wash contaminated clothing before reuse.

ENVIRONMENTAL HAZARDS

This pesticide is extremely toxic to fish and other aquatic organisms. Drift and runoff may be hazardous to aquatic organisms in water adjacent to treated areas. This product is highly toxic to bees exposed to direct treatment on blooming crops or weeds. Do not apply this product or allow it to drift to blooming crops or weeds while bees are actively visiting the treatment area.

To protect the environment, do not allow pesticide to enter or run off into storm drains, drainage ditches, gutters or surface waters. Applying this product in calm weather when rain is not predicted for the next 24 hours will help to ensure that wind or rain does not blow or wash pesticides off the treatment area. Rinsing application equipment over the treated area will help avoid run off to water bodies or drainage systems.

PHYSICAL OR CHEMICAL HAZARDS

Do not use this product in or on electrical equipment due to possibility of shock hazard.

DIRECTIONS FOR USE

It is a violation of Federal law to use this product in a manner inconsistent with its labeling.

READ ENTIRE LABEL BEFORE EACH USE.

Keep container sealed when not in use. Protect from freezing. To prepare dilutions, add the required amount of concentrate to water and blend thoroughly.

Dilution rates on this label will yield the following ready-to-use product:

RATE	Fluid ounces of Concentrate per Gallon	% PERMETHRIN
1:19	6.4 (50 ml/L)	0.50%
1:39	3.2 (25 ml/L )	0.25%
1:100	1.28 (10 ml/L )	0.10%
1:200	0.64 (5 ml/L)	0.05%
1:400	0.32 (2.5 ml/L )	0.025%

The number following the dilution directions on this label refers to the ready-to-use Permethrin level.

For maximum effectiveness, a combination of localized application and space treatment is recommended. Remove pets and birds and cover fish aquariums before spraying.

FOR PET USE – USE ONLY ON DOGS

**INDOOR USE AREAS**


Do not use in food areas of food handling establishments and restaurants or other areas where food is commercially prepared or processed. Do not use in serving areas while food is exposed or facility is in operation. Serving areas are areas where prepared foods are served such as dining rooms, but excluding areas where foods may be prepared or held. In the home, remove all exposed food and cooking utensils. Cover all food processing surfaces or wash thoroughly after treatment and before use. Cover or remove exposed food.

NONFOOD/FEED AREAS include (but are not limited to) garbage rooms, lavatories, floor drains (to sewers), entries and vestibules, offices, locker rooms, machine rooms, boiler rooms, garages, mop closets and storage (after canning or bottling):


- |                     |                          |                  |
|---------------------|--------------------------|------------------|
| BAKERIES            | BEVERAGE PLANTS          | CANNERIES        |
| FLOUR MILLS         | FOOD PROCESSING PLANTS   | GRAIN ELEVATORS  |
| GRANARIES           | HOSPITALS                | HOTELS           |
| MOTELS              | INDUSTRIAL INSTALLATIONS | KENNELS          |
| MEAT PACKING PLANTS | HOMES                    | OFFICE BUILDINGS |
| RAILROAD CARS       | RESTAURANTS              | SCHOOLS          |
| SHIPS' HOLDS        | SUPERMARKETS             | WAREHOUSES       |
| TRUCK TRAILERS      |                          |                  |

APPLICATION METHOD: SURFACE SPRAY:

PESTS CONTROLLED	USE DIRECTIONS	DILUTION RATE
<p>Cockroaches, Waterbugs, Palmetto Bugs, Ants, Silverfish, Firebrats, Spiders, Crickets, Millipedes, Centipedes, Sowbugs, Pillbugs, Clover Mites, Cheese Mites, Granary Weevils, Rice Weevils, Confused Flour Beetles, Rust Red Flour Beetles, Saw-toothed Grain Beetles, Spider Beetles, Cigarette Beetles, Drug Store Beetles, Darkling Beetles, Mealworms, Grain Mites, Cadelles, and Lesser Houseflies and other manure breeding flies.</p>	<p>Use a sprayer adjusted to deliver a coarse wet spray. Direct the spray into hiding places, cracks and crevices, under pallets, around containers of stored foods, around the base of machinery and behind shelves and drawers. Spray bookcases for Silverfish. Spray Ant trails, nests and points of entry. If surface application only is to be used, spray floors, walls and other surfaces applying at a rate of 1 gallon to 750 square feet (54 ml/m<sup>2</sup>) of surface.</p>	<p>For initial clean up of severe insect infestation, dilute at a rate of 1 part concentrate in 19 parts water (6.4 fluid ounces per gallon (50 ml/L) ) (0.5%).</p> <p>For normal infestations, dilute 1 part concentrate in 39 parts water (3.2 fluid ounces per gallon ( 25 ml/L) ) (0.25%).</p> <p>For maintenance use, dilute 1 part concentrate in 100 parts water (1.28 fluid ounces per gallon (10 ml/L) ) (8 teaspoonfuls per gallon) (0.1%).</p>
<p>Centipedes, Ground Beetles, Pillbugs, Sowbugs, Scorpions and Ticks</p>	<p>Apply around doors and windows and other places where these pests may enter premises. Treat baseboards, storage areas and other locations where these pests are found.</p>	<p>For initial clean up of severe insect infestation, dilute at a rate of 1 part concentrate in 19 parts water (6.4 fluid ounces per gallon (50 ml/L)) (0.5%).</p> <p>For normal infestations, dilute 1 part concentrate in 39 parts water (3.2 fluid ounces per gallon ( 25 ml/L)) (0.25%).</p> <p>For maintenance use, dilute 1 part concentrate in 100 parts water (1.28 fluid ounces per gallon ( 10 ml/L)) (8 teaspoonfuls per gallon) (0.1%).</p>
<p>Carpet Beetles</p>	<p>Spray edges of carpeting and under carpeting and rugs. Make localized application to floor and baseboards. Spray directly into cracks, closets and infested areas of shelving.</p>	<p>For initial clean up of severe insect infestation, dilute at a rate of 1 part concentrate in 19 parts water (6.4 fluid ounces per gallon (50 ml/L)) (0.5%).</p> <p>For normal infestations, dilute 1 part concentrate in 39 parts water (3.2 fluid ounces per gallon ( 25 ml/L)) (0.25%).</p> <p>For maintenance use, dilute 1 part concentrate in 100 parts water (1.28 fluid ounces per gallon ( 10 ml/L)) (8 teaspoonfuls per gallon) (0.1%).</p>
<p>Flying Insect Resting Places (Aids in the control of Mosquitoes, Gnats, Skippers, Box Elder Bugs, Multi-Colored Asian Lady Beetles)</p>	<p>Treat walls, ceilings, moldings, screens, door frames, window frames, beams, light cords, and similar resting places.</p>	<p>Dilute at a rate of 1 part concentrate in 19 parts water (6.4 fluid ounces per gallon (50 ml/L)) (0.5%).</p>



<p>Clothes Moths</p>	<p>Remove infested articles from storage, brush thoroughly and air for several hours in sunlight, if possible. Apply spray liberally to empty chests, closets, bureaus and other storages directing the spray into cracks, joints, and crevices. After airing, infested articles may be treated lightly, keeping nozzle at least three (3) feet (0.9 m) from fabric to avoid staining.</p>	<p>For initial clean up of severe insect infestation, dilute at a rate of 1 part concentrate in 19 parts water (6.4 fluid ounces per gallon (50 ml/L)) (0.5%).</p> <p>For normal infestations, dilute 1 part concentrate in 39 parts water (3.2 fluid ounces per gallon ( 25 ml/L)) (0.25%).</p> <p>For maintenance use, dilute 1 part concentrate in 100 parts water (1.28 fluid ounces per gallon( 10 ml/L)) (8 teaspoonfuls per gallon) (0.1%).</p>
<p>Bedbugs</p>	<p>Spray mattresses lightly, particularly around tufts and seams. Take beds apart and spray in all joints. Treat baseboards, moldings, and floors. Allow all treated articles to thoroughly dry before use.</p>	<p>For initial clean up of severe insect infestation, dilute at a rate of 1 part concentrate in 19 parts water (6.4 fluid ounces per gallon (50 ml/L)) (0.5%).</p> <p>For normal infestations, dilute 1 part concentrate in 39 parts water (3.2 fluid ounces per gallon ( 25 ml/L)) (0.25%).</p> <p>For maintenance use, dilute 1 part concentrate in 100 parts water (1.28 fluid ounces per gallon ( 10 ml/L)) (8 teaspoonfuls per gallon) (0.1%).</p>
<p>Lice and Louse Eggs</p>	<p>Spray in an inconspicuous area prior to use to test for possible staining or discoloration. Inspect again after drying. Spray from a distance of 8 to 10 inches (20.3 cm to 25.4 cm) Treat only those garments and parts of bedding, including mattresses and furniture that cannot be either laundered or dry cleaned. Allow all treated articles to dry thoroughly before use.</p>	<p>For initial clean up of severe insect infestation, dilute at a rate of 1 part concentrate in 19 parts water (6.4 fluid ounces per gallon (50 ml/L)) (0.5%).</p> <p>For normal infestations, dilute 1 part concentrate in 39 parts water (3.2 fluid ounces per gallon ( 25 ml/L)) (0.25%).</p> <p>For maintenance use, dilute 1 part concentrate in 100 parts water (1.28 fluid ounces per gallon ( 10 ml/L)) (8 teaspoonfuls per gallon) (0.1%).</p>
<p>Fleas, Flies, Ticks, Lice and Mange Mites (adults and larvae) in kennels, doghouses, runs and yards</p>	<p>Test delicate fabrics in an inconspicuous area prior to use. Thoroughly spray infested areas, pet beds, resting quarters, nearby cracks and crevices, along and behind baseboards, moldings, window and door frames and localized areas of floor and floor coverings (rugs and carpets). Fresh bedding should be placed in animal quarters once spray has dried. Adult fleas and larvae contacted by spray will be killed.</p>	<p>For initial clean up of severe insect infestation, dilute at a rate of 1 part concentrate in 19 parts water (6.4 fluid ounces per gallon (50 ml/L)) (0.5%).</p> <p>For normal infestations, dilute 1 part concentrate in 39 parts water (3.2 fluid ounces per gallon ( 25 ml/L)) (0.25%).</p> <p>For maintenance use, dilute 1 part concentrate in 100 parts water (1.28 fluid ounces per gallon ( 10 ml/L)) (8 teaspoonfuls per gallon) (0.1%).</p>



**APPLICATION METHOD: SPACE SPRAY**

PESTS CONTROLLED	USE DIRECTIONS	DILUTION RATE
House Flies, Fruit Flies, Gnats, Mosquitoes, Skipper Flies, Wasps, Hornets, Bees, Black Flies, Multi-Colored Asian Lady Beetles, Box Elder Bugs, Angoumois Grain Moths, and Tobacco Moths	<p>Apply with mechanical or compressed air equipment (non-thermal) adjusted to deliver a fine mist. Close doors and windows and shut off ventilating systems. Direct spray at an upward angle distributing it uniformly through the entire area at a rate of 1 fluid ounce per 1,000 cubic feet (1.06 ml/m<sup>3</sup>) of space. Keep area closed for at least 10 minutes. Vacate areas after treatment and ventilate and sweep up dead insects before occupying.</p> <p>For rapid kill of exposed or accessible stages of other insects named on this label: Apply using conventional mechanical or compressed air equipment (non-thermal), following directions for space spraying. Apply dilutions at a rate of 1 ounce per 1,000 cubic feet (1.06 ml/m<sup>3</sup>) of space.</p>	<p>For initial clean up of severe insect infestation, dilute at a rate of 1 part concentrate in 19 parts water (6.4 fluid ounces per gallon (50 ml/L)) (0.5%).</p> <p>For normal infestations, dilute 1 part concentrate in 39 parts water (3.2 fluid ounces per gallon (25 ml/L)) (0.25%).</p> <p>For maintenance use, dilute 1 part concentrate in 100 parts water (1.28 fluid ounces per gallon (10 ml/L)) (8 teaspoonfuls per gallon) (0.1%).</p>

**OUTDOOR USE AREAS** including Corrals, Drive-In Theaters, Drive-In Restaurants, Feed Lots, Gardens, Homes, Parks, Golf Courses, Playgrounds, Recreational Areas, Swine Lots, Urban Areas, Zoos):

**GENERAL APPLICATION RESTRICTIONS**

All outdoor applications, other than outdoor residential misting, must be limited to spot or crack-and-crevice treatments only, except for the following permitted uses:

- (1) Treatment to soil or vegetation around structures;
- (2) Applications to lawns, turf, and other vegetation;
- (3) Applications to building foundations, up to a maximum height of 3 feet.

Other than applications to building foundations, all outdoor applications to impervious surfaces such as sidewalks, driveways, patios, porches and structural surfaces (such as windows, doors, and eaves) are limited to spot and crack-and-crevice applications, only.

Application is prohibited directly into sewers or drains, or to any area like a gutter where drainage to sewers, storm drains, water bodies, or aquatic habitat can occur. Do not allow the product to enter any drain during or after application.


**APPLICATION METHOD: PREMISE SPRAY:**

PESTS CONTROLLED	USE DIRECTIONS	DILUTION RATE
Mosquitoes, Wasps, Gnats, Annoyance Flies, and Skippers	<p>Treat walls, ceilings, moldings, screens, door frames, window frames, beams, light cords, and similar resting places. Application should be made prior to occupancy. Cover any exposed water, drinking fountains and animal feed before application. In zoos, prevent exposure of reptiles to the product.</p>	<p>Dilute 1 part concentrate in 40 parts water (3.2 fluid ounces per gallon (25 ml/L) of water) (0.25%).</p>
Gypsy Moth Caterpillars and Adults, Adult Japanese Beetles, Eastern and Forest Tent Caterpillars, Mole Crickets, and Grasshoppers	<p>Apply to insure thorough coverage of upper and lower surfaces. Thoroughly wet down grass a few hours before applying. Home lawns should be not taller than 3 inches (7.62 cm) at time of application. Irrigate with ¼ inch (0.62 cm) of water immediately after application. For heavy infestations, repeat application after 2 weeks.</p> <p>Treat trees and shrubs as soon as insects emerge (usually late spring). Treat leaves,</p>	<p>Dilute 1 part concentrate in 40 parts water (3.2 fluid ounces per gallon of water (25 ml/L)) (0.25%).</p> <p>Mix 1.28 fl. oz. per gallon of water (10 ml/L) and treat 1,000 sq. ft. (93 m<sup>2</sup>) Slightly more water may be used as long as the amount of product per area is the same.</p>



	<p>branches, and tree trunks evenly, making sure to penetrate dense foliage. Repeat application every 7 days as necessary for control.</p> <p><b>ON ROSES AND IN FLOWER GARDENS:</b> Treat plants and flowers as soon as insects appear. Spray plants and flowers making sure to penetrate dense foliage. Repeat application every 7 days or as necessary for control.</p>	
--	--	--


Fire Ants	<p>Apply at the rate of one gallon (3.78 L) per mound as a gentle rain from a typical garden sprinkling can. Thoroughly wet the mound and surrounding area to a diameter of 4 feet (1.2m). For best results, apply in cool weather, 65° to 80°F (15.5 °C to 26.6 °C) , or in early morning or late evening hours. Treat new mounds as they appear. Do not disturb the mound prior to treatment. Treat all mounds in the vicinity and treat all colonies, which have not yet constructed mounds. Do not use equipment that produces a pressurized spray since this will disturb fire ants and cause migration, reducing product effectiveness.</p>	Mix 6.4 fl. oz. in 1 gallon of water (50 ml/L).
Ants, Crickets, Earwigs, Fleas, and Ticks	<p>For localized infestations of these insects in areas where there are weeds or bushy non-crop areas, spray infested areas thoroughly. For ants, thoroughly wet hills and runways.</p>	<p>For severe infestation, dilute 1 part concentrate in 19 parts water (6.4 fl. oz. per gallon of water(50 ml/L )) (0.5%) and treat 400 linear feet (122 m) with a 6-inch (15 cm) spray band. For normal infestations, dilute 1 part concentrate in 39 parts water (3.2 fl. oz. per gallon (25 ml/L )) (0.25%).</p>
Clover Mites, Millipedes, Sowbugs (Pillbugs)	<p>To help prevent infestation of buildings, treat the building foundation to a height of 2 to 3 feet (0.6m to 0.9m) where pests are active and may find entrance. Also, apply as a residual spray to outside surfaces of buildings, patios, garages, and other areas where these pests may be found.</p>	<p>For severe infestation, dilute 1 part concentrate in 19 parts water (6.4 fl. oz. per gallon of water (50 ml/L )) (0.5%) and treat 400 linear feet (122 m) with a 6-inch (15 cm) spray band. For normal infestations, dilute 1 part concentrate in 39 parts water (3.2 fl. oz. per gallon (25 ml/L )) (0.25%).</p>
Armyworms, Cutworms, Chinch Bugs, Sod Webworms	<p>Thoroughly wet down grass a few hours before applying. Home lawns should be no taller than 3 inches (0.9 m) at time of application. Delay watering or mowing for 24 hours after treatment. For heavy infestation, repeat application after 2 weeks.</p>	<p>Mix 3.2 fl. oz. per gallon of water (25 ml/L) and treat 1,000 sq. ft. (93 m<sup>2</sup>) Slightly more water may be used as long as the amount of product per area is the same.</p>




**ANIMALS AND ANIMAL PREMISE USE AREAS** including Cattle Barns, Swine Houses, Milk Rooms, Poultry Houses, Horse Barns, Kennels, Dairies, Milking Parlors.

For Use on Dairy and Beef Cattle, Sheep, Goats, Swine, Horses, Poultry and Dogs:

PESTS CONTROLLED	USE DIRECTIONS	DILUTION RATE
Horn Flies, House Flies, Mosquitoes, and Gnats	Apply to wet the hair thoroughly, with particular attention to topline, underline, flanks, withers, and other infested areas. Repeat treatment at intervals of 5 to 12 days for small insect populations or as needed when flies are emerging in large numbers.	<p>For clean up of severe insect infestation, dilute at a rate of 1 part concentrate in 100 parts water (1.28 fl. ounces per gallon (10 ml/L )) (8 teaspoonfuls per gallon) (0.1%).</p> <p>For normal infestations, dilute 1 part concentrate in 200 parts water (0.64 fluid ounces per gallon (5.0 ml/L )) (4 teaspoonfuls per gallon) (0.05%).</p> <p>For maintenance use, dilute 1 part concentrate in 400 parts water (0.32 fluid ounce per gallon (2.5 ml/L )) (2 teaspoonfuls per gallon) (0.025%).</p>
Stable Flies, Horse Flies and Deer Flies	Apply a quart per adult animal to wet the hair thoroughly with particular attention to the legs, flanks, barrel, topline and other body areas commonly attacked by those flies. Repeat daily as needed.	<p>For clean up of severe insect infestation, dilute at a rate of 1 part concentrate in 100 parts water (1.28 fluid ounces per gallon (10 ml/L )) (8 teaspoonfuls per gallon) (0.1%).</p> <p>For normal infestations, dilute 1 part concentrate in 200 parts water (0.64 fluid ounces per gallon (5.0 ml/L )) (4 teaspoonfuls per gallon) (0.05%).</p> <p>For maintenance use, dilute 1 part concentrate in 400 parts water (0.32 fluid ounce per gallon (2.5 ml/L )) (2 teaspoonfuls per gallon) (0.025%).</p>
Face Flies	Apply using spray that produces large wetting droplets. Apply to the face of the animal in the morning before releasing to pasture. Apply sufficiently to wet the face, but not more than 1 1/2 fluid ounces ( 44 ml) per animal. Repeat daily as needed.	<p>For clean up of severe insect infestation, dilute at a rate of 1 part concentrate in 100 parts water (1.28 fluid ounces per gallon (10 ml/L)) (8 teaspoonfuls per gallon) (0.1%).</p> <p>For normal infestations, dilute 1 part concentrate in 200 parts water (0.64 fluid ounces per gallon (5.0 ml/L )) (4 teaspoonfuls per gallon) (0.05%).</p> <p>For maintenance use, dilute 1 part concentrate in 400 parts water (0.32 fluid ounce per gallon (2.5 ml/L )) (2 teaspoonfuls per gallon) (0.025%).</p>
Poultry Lice	Spray roosts, walls and nests or cages thoroughly, followed by spraying over the birds with a fine mist.	<p>For clean up of severe insect infestation, dilute at a rate of 1 part concentrate in 100 parts water (1.28 fluid ounces per gallon (10 ml/L )) (8 teaspoonfuls per gallon) (0.1%).</p> <p>For normal infestations, dilute 1 part concentrate in 200 parts water (0.64 fluid ounces per gallon</p>



		(5.0 ml/L)) (4 teaspoonfuls per gallon) (0.05%).  For maintenance use, dilute 1 part concentrate in 400 parts water (0.32 fluid ounce per gallon (2.5 ml/L )) (2 teaspoonfuls per gallon) (0.025%).
Bedbugs and Mites (including Northern Fowl Mite) in Poultry Houses	Spray crevices of roost poles, cracks in walls and cracks in nests where the bedbugs and mites hide. Spray birds with a fine mist paying particular attention to vents. Use at the rate of 1 gallon (3.78L) of spray per 100 birds.	For clean up of severe insect infestation, dilute at a rate of 1 part concentrate in 100 parts water (1.28 fluid ounces per gallon (10 ml/L )) (8 teaspoonfuls per gallon) (0.1%).  For normal infestations, dilute 1 part concentrate in 200 parts water (0.64 fluid ounces per gallon (5.0 ml/L )) (4 teaspoonfuls per gallon) (0.05%).  For maintenance use, dilute 1 part concentrate in 400 parts water (0.32 fluid ounce per gallon (2.5 ml/L )) (2 teaspoonfuls per gallon) (0.025%).
Sheep "Tick" or Ked	Thoroughly wet all portions of the body by dipping or spraying with sufficient pressure and with a nozzle adjustment to give penetration of the wool. Treat at a rate sufficient to wet the animal.	For clean up of severe insect infestation, dilute at a rate of 1 part concentrate in 100 parts water (1.28 fluid ounces per gallon (10 ml/L )) (8 teaspoonfuls per gallon) (0.1%).  For normal infestations, dilute 1 part concentrate in 200 parts water (0.64 fluid ounces per gallon (5.0 ml/L )) (4 teaspoonfuls per gallon) (0.05%).  For maintenance use, dilute 1 part concentrate in 400 parts water (0.32 fluid ounce per gallon (2.5 ml/L )) (2 teaspoonfuls per gallon) (0.025%).
Meal Worms, Darkling Beetles	Apply as a fog or fine mist, directing the spray toward the ceiling and upper corners until the area is filled with mist. Use about 2 fluid ounces per 1,000 cubic feet (2.0 ml/m <sup>3</sup> ) of space. For best results, close doors and windows before spraying and keep closed for 10 to 15 minutes. Vacate the treated area and ventilate before reoccupying.	For initial clean up of severe insect infestation, dilute at a rate of 1 part concentrate in 100 parts water (1.28 fluid ounces per gallon (10.0 ml/L )) (8 teaspoonfuls per gallon) (0.1%).  For normal infestations, dilute 1 part concentrate in 200 parts water (0.64 fluid ounces per gallon (5.0 ml/L )) (4 teaspoonfuls per gallon) (0.5%).  For maintenance use, dilute 1 part concentrate in 400 parts water (0.32 fluid ounce per gallon (2.5 ml/L )) (2 teaspoonfuls per gallon) (0.025%).
Horn Flies, Face Flies, Horseflies, Ear Ticks	Back rubber – Keep back rubber charged. Results can be improved by forced use.	Dilute 8 fl. oz. (237 ml) in 5 gallons (18.9L) oil.
Blowflies, Hog Lice, Ticks (including deer ticks, carrier of Lyme disease)	Spray, dip, or sponge to apply 1 pint (47 ml) per pig, especially around ears.	Dilute 1.28 fl. oz. per gallon ( 10 ml/L) of water (1 part concentrate to 100 parts water) (0.10%).
Poultry Mites, Northern Fowl Mites and Lice	Spray at the rate of 1 gallon (3.78L) per 100 birds, with a	Dilute 1.28 fl. oz. per gallon (10 ml/L ) of water (1 part concentrate



12/2/15

	fine mist. Spray roosts, walls and nests or cages.	to 100 parts water) (0.10%).
Fleas, Ticks, Lice and Mange Mites (adults and larvae on Dogs and Livestock)	Thoroughly wet the animal by dipping, sponging or spraying. Allow animal to dry in a warm place without rinsing or toweling. Gives long lasting protection against reinfestation. Repeat applications at intervals of 2 to 3 weeks. <b>DO NOT TREAT PUPPIES LESS THAN TWELVE WEEKS OLD.</b>  Sensitivities may occur after using ANY pesticide product for pets. If signs of sensitivity occur bathe your pet with mild soap and rinse with large amounts of water. If signs continue, consult a veterinarian immediately.  Consult a veterinarian before using this product on debilitated, aged, medicated, pregnant or nursing animals	For clean up of severe insect infestation, dilute at a rate of 1 part concentrate in 100 parts water (1.28 fluid ounces per gallon (10 ml/L ) ) (8 teaspoonfuls per gallon) (0.1%).  For normal infestations, dilute 1 part concentrate in 200 parts water (0.64 fluid ounces per gallon (5.0 ml/L ) ) (4 teaspoonfuls per gallon) (0.05%).  For maintenance use, dilute 1 part concentrate in 400 parts water (0.32 fluid ounce per gallon 2.5 ml/L ) ) (2 teaspoonfuls per gallon) (0.025%).
Fleas, Flies, Ticks, Lice and Mange Mites (adults and larvae) in kennels, doghouses, runs and yards	Test delicate fabrics in an inconspicuous area prior to use. Thoroughly spray infested areas, pet beds, resting quarters, nearby cracks and crevices, along and behind baseboards, moldings, window and door frames and localized areas of floor and floor coverings (rugs and carpets). Fresh bedding should be placed in animal quarters once spray has dried. Adult fleas and larvae contacted by spray will be killed.	For initial clean up of severe insect infestation, dilute at a rate of 1 part concentrate in 19 parts water (6.4 fluid ounces per gallon(50 ml/L ) ) (0.5%).  For normal infestations, dilute 1 part concentrate in 39 parts water (3.2 fluid ounces per gallon (25 ml/L ) ) (0.25%).  For maintenance use, dilute 1 part concentrate in 100 parts water (1.28 fluid ounces per gallon (10 ml/L ) ) (8 teaspoonfuls per gallon) (0.1%).

FOR DAIRY CATTLE: Spray lactating dairy cows only after milking is complete.


FOR SWINE: Do not ship animals for slaughter within 5 days of last treatment.

**TO KILL WOOD-INFESTING INSECTS INCLUDING TERMITES\*\*** on buildings, porches, wooden decks and patios, wooden fences, window frames, doorways, foundations, eaves, patios, garages, garage areas and other areas where you may find the following pests:

PESTS CONTROLLED	USE DIRECTIONS	DILUTION RATE
For Beetles (Furniture, Deathwatch, False Powderpost, Longhorned, Powderpost)	Spray infested surfaces until thoroughly wet, avoiding dripping and runoff. Apply evenly on wood surfaces. To treat small areas, apply by brushing or spraying the diluted spray. For large areas, use a coarse, low-pressure spray. Repeat treatment as needed to maintain effectiveness. Do not spray into electrical outlets or utilities.  Spray infested areas and areas likely to be infested, such as wood surfaces, voids and	Mix 2.5 fl. oz. (5 tbsp) with 1 gallon (20 ml/L) of water to treat 100 sq. ft (9.3 m) .

	<p>channels in damaged wood, spaces between wooden parts of a structure, and between wood and foundations where infestation is likely to occur, also around fence posts, wood piles (do not use on firewood) and tree stumps.</p> <p>Suitable protective clothing should be worn in confined or overhead areas to prevent exposure to eyes and skin. The use of eye protection, protective head covering, chemical resistant gloves, and footwear, a long-sleeved shirt and long pants or coveralls are recommended. Do not permit contact with treated surfaces until spray has dried. Treated confined areas, such as detached garages, under porches and decks, should be ventilated during and immediately following application before the areas are re-occupied.</p>	
Carpenter Ants (and other wood-infesting ants)	Spray around doors and windows and other places where ants may enter or crawl and hide. Also treat cracks and crevices or openings into wall voids or other areas where these ants may be present.	Mix 2.5 fl. oz. (5 tbsp) with 1 gallon (20 ml/L) of water to treat 100 sq. ft. (9.3 m)

Carpenter Bees	Spray or inject into holes and tunnels already made by the bees with a tank sprayer and spray areas where they are beginning to build tunnels into the wood.	Mix 2.5 fl. oz. (5 tbsp) with 1 gallon (20 ml/L) of water to treat 100 sq. ft. (9.3 m)
Termites (for localized kill only) (including dry-wood termites)	Treat as for other wood-infesting insects. The purpose of such applications of this product is to kill workers or winged reproductive forms which may be present at the time of treatment only. Application of this product is not a substitute for mechanical alteration or soil or foundation treatment but are merely a supplement. This product is not recommended as sole protection against termites. For active termite infestations, obtain a professional inspection.	Mix 2.5 fl. oz. (5 tbsp) with 1 gallon (20 ml/L) of water to treat 100 sq. ft. (9.3 m)



DIRECTIONS FOR USE IN AUTOMATIC MISTING AND ULV SPRAYING SYSTEMS, IN AREAS SUCH AS ANIMAL QUARTERS, DAIRY AND BEEF BARNs, POULTRY HOUSES, SWINE HOUSING, WAREHOUSES, ZOOS AND OTHER LISTED LIVESTOCK OR ANIMAL HOUSING AREAS.

To Kill Flies, Houseflies, Horn Flies, Stable Flies, Deer Flies, Horse Flies, Mosquitoes, including the Culex species that may carry and transmit the West Nile Virus, Gnats Hornets, Wasps, Yellow Jackets, Fire Brats, Small Flying Moths, Earwigs, Fleas, Ticks-- Including Deer ticks that may transmit Lyme Disease, Crickets, Cockroaches, Silverfish, Spiders and other listed insects:

Mix 1/2 gallon (1.89 L) (64 fluid ounces (1.9 L)) of Concentrate in 55 gallons (208 L) of water to yield a solution of 0.09% Permethrin and 0.09% Piperonyl Butoxide. For high populations of insects or when treating species that are difficult to control, mix up to 1 gallon (3.78L) of Concentrate in 55 gallons (208L) of water to yield a solution of 0.18% Permethrin and 0.18% Piperonyl Butoxide. When filling tank, partially fill the system reservoir tank with water, add Concentrate to tank, then add water to obtain desired dilution.

System nozzles should deliver fine particle size droplets (aerosol or mist). Nozzles should be rated for a delivery rate not to exceed 1.25 fluid ounces (37 ml) of solution per minute, with one nozzle covering 100 square feet (9.3m) . Set system timer to operate in accordance with equipment directions.

Automatic spraying systems must not be designed and programmed to release pesticides where feed is directly exposed to spray mist.

Personnel should vacate containment treatment areas while treatment is in progress. Treated areas should be thoroughly ventilated prior to re-entry by personnel. Do not use in commercial food/feed handling establishments, restaurants, or other areas where food is commercially prepared or processed.

**DIRECTIONS FOR USE IN OUTDOOR RESIDENTIAL MISTING SYSTEMS [UNITS / MISTERS]:**

**NOTE: NOT REGISTERD for use in Automatic ULV Spraying Systems in the State of New York.**

[For use in the cordless, manually activated (Brand Name) (Sold Separately)]

Use to control or temporarily reduce annoyance from accessible stages of: Mosquitoes including the Culex species that may carry and transmit the West Nile Virus, Flies, House Flies, Gnats, Deer Flies, Horse Flies, Hornets, Wasps, Yellow Jackets, Fire Brats, Small Flying Moths, Earwigs, Fleas, Ticks--Including deer ticks that may transmit Lyme Disease. Crickets, Cockroaches, Silverfish, Spiders and other nuisance insects.

Residential misting system installers and service technicians must comply with the license, certification, or registration requirements of the state(s), tribe(s), or local authority(ies) where they are installed.

Do not apply this pesticide when people, pets, and food are present.

Do not use in an evaporative cooling system.

[Allow mist to dissipate before occupying the treated area.]

If [ When] used in a system [unit/mister] with a reservoir tank for the end use dilution, the system [unit/mister] reservoir tank must be locked. Securely attach the end use pesticide label and a dilution statement to the system [unit/mister] reservoir tank in a weather protected area or plastic sleeve. The dilution statement must be phrased as follows: this container holds \_\_\_ parts [product name] to \_\_\_ parts water

If used in a direct injection system, the pesticide container must be locked. Securely attach the end use label to the pesticide container in a weather protected area or plastic sleeve.

Only use this [Brand Name] product in [units/misters] Residential Misting systems that have been calibrated to apply no more than the maximum application rate of 9.5 fl. oz. (281 ml) of 0.09% synergized permethrin solution per 1000 cubic feet (28 m<sup>3</sup>) per day.

Mix 1/2 gallon (1.89 L) (64 fluid ounces (1.9 L)) of Concentrate in 55 gallons (208 L) of water to yield a solution of 0.09% Permethrin and 0.09% Piperonyl Butoxide. For high populations of insects or when treating species that are difficult to control, mix [4.6 oz. of (Brand Name)] up to 1 gallon of Concentrate in 55 gallons [2] (208 L) of water to yield a solution of 0.18% Permethrin and 0.18% Piperonyl Butoxide. [The concentrated product must be diluted with water.] When filling [unit/mister] tank, partially fill the system [unit/mister] reservoir tank with water, add Concentrate to tank, then add water to obtain desired dilution.

System nozzles should deliver fine particle size droplets (aerosol or mist). Direct nozzles to spray towards the target area and away from swimming pools, water bodies, or eating and cooking areas. Set system timer to operate in accordance with equipment directions.

**Automatic Spraying System Dilution Table**

A. System Tank size (in gallons)	B. Conversion Factor (Fluid ounces of Concentrate per gallon of water)	A. x B. = fluid ounces of Concentrate for that tank size, To be mixed with water to achieve 0.09% synergized permethrin solution.	C. System Tank Size in Liters	D. Conversion Factor	Cx D = Liters of Concentrate for the tank size, to be mixed with water to achieve a 0.09% synergized permethrin
--	--	---	-------------------------------------	-------------------------	---

					<b>solution</b>
1	1.16	1.16	3.78 L	0.009	0.034 L
15	1.16	17	56.7 L	0.009	0.51 L
20	1.16	23	75.6 L	0.009	0.68 L
30	1.16	35	113.4 L	0.009	1.02 L
55	1.16	64	208 L	0.009	1.87L

When refilling a partially filled tank:  
 Calculate the amount of additional solution (in gallons) required to fill the tank to the desired level. Multiply the number of gallons required to refill tank times 1.16 to determine the amount of this concentrate to add when refilling (to achieve 0.09% synergized permethrin solution).  
 For Metric: Calculate the amount of additional solution in Liters required to fill the tank to the desired level. Multiply the number of Liters required to refill the tank times 0.009 to determine the amount of this concentrate to add when refilling (to achieve .09% synergized permethrin solution).

### STORAGE AND DISPOSAL

Do not contaminate water, food, or feed by storage or disposal.

**PESTICIDE STORAGE:**

Store in a cool, dry area under lock and key. Post as a pesticide storage area. Always store pesticides in the original container. Store away from food, feed, seed, fertilizers, and veterinary supplies. Place formulations on lower shelves and dry formulations above.

**PESTICIDE DISPOSAL:**

To avoid wastes, use all material in this container by application according to label directions. If wastes cannot be avoided, offer remaining product to a waste disposal facility or pesticide disposal program (often such programs are run by state or local governments or by industry.)

**CONTAINER HANDLING:**

Nonrefillable container. Do not reuse or refill this container. Triple rinse container (or equivalent) promptly after emptying. Then offer for recycling if available, or puncture and dispose of in a sanitary landfill.

Triple Rinse as follows [for containers of 5 Gallons (18.9 L) or less]: Empty the remaining contents into application equipment or a mix tank and drain for 10 seconds after the flow begins to drip. Fill the container ¼ full with water and recap. Shake for 10 seconds. Pour rinsate into application equipment or a mix tank or store rinsate for later use or disposal. Drain for 10 seconds after the flow begins to drip. Repeat this procedure two more times.

Triple Rinse as follows [for containers greater than 5 Gallons (18.9 L)]: Empty the remaining contents into application equipment or a mix tank. Fill the container ¼ full with water. Replace and tighten closures. Tip container on its side and roll it back and forth, ensuring at least one complete revolution, for 30 seconds. Stand the container on its end and tip it back and forth several times. Turn the container over onto its other end and tip back and forth several times. Empty the rinsate into application equipment or a mix tank or store rinsate for later use or disposal. Repeat this procedure two more times.

Optional Storage and Disposal instructions for residential use products:

### STORAGE AND DISPOSAL

Do not contaminate water, food, or feed by storage and disposal.

**Pesticide Storage**

Store in a cool, dry area. Always store pesticides in the original container. Store away from food and pet food.

**Pesticide Disposal and Container Handling**

Nonrefillable container. Do not reuse or refill this container.

If empty:

Place in trash or offer for recycling if available.

If partly filled:

Call your local solid waste agency for disposal instructions. Never place unused product down any indoor or outdoor drain.