



UNITED STATES ENVIRONMENTAL PROTECTION AGENCY
WASHINGTON, D.C. 20460

OFFICE OF
PREVENTION, PESTICIDES AND
TOXIC SUBSTANCES

DEC 22 2008

Ms. Miraim Frugis
Product Registration
McLaughlin Gormley King Co.
8810 Tenth Ave, North
Minneapolis, MN 55427

SUBJECT: Application for Pesticide Notification (PRN 98-10)
Request General Label Change (Marketing Phrases)
EPA Reg. No.1021-1800
Application Dated November 14, 2008

Dear Registrant:


The Agency is in receipt of your Application for Pesticide Notification under Pesticide Registration Notice (PRN) 98-10 dated 11/14/08 for the above product. The Registration Division (RD) has conducted a review of this request for its applicability under PRN 98-10 and finds that the action(s) requested fall within the scope of PRN 98-10. The label submitted with the application has been stamped "Notification" and will be placed in our records.

If you have any questions, please call me directly at 703-305-6249 or Owen F. Beeder of my staff at 703-308-8899.

Sincerely,

A handwritten signature in black ink, appearing to read "Linda Arrington".

Linda Arrington
Notifications & Minor Formulations Team Leader
Registration Division (7505P)
Office of Pesticide Programs

	United States Environmental Protection Agency Washington, DC 20460	<input type="checkbox"/> Registration <input type="checkbox"/> Amendment <input checked="" type="checkbox"/> Other	OPP Identifier Number
---	--	--	-----------------------

Application for Pesticide - Section I

1. Company/Product Number 1021-1800	2. EPA Product Manager Richard Gebken	3. Proposed Classification <input checked="" type="checkbox"/> None <input type="checkbox"/> Restricted
4. Company/Product (Name) MGK PYROCIDE ® Concentrate 74406	PM# 10	
5. Name and Address of Applicant (Include Zip Code) McLAUGHLIN GORMLEY KING COMPANY 8810 TENTH AVENUE NORTH MINNEAPOLIS, MN 55427	6. Expedited Review. In accordance with FIFRA Section 3(c)(3)(b)(i), my product is similar or identical in composition to a pesticide already registered. NOTIFICATION EPA Reg. No. <u>DEC 22 2008</u> Product Name _____	
<input type="checkbox"/> Check if this is a new address		

Section - II

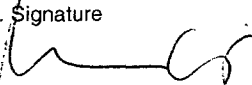
<input type="checkbox"/> Amendment - Explain below.	<input type="checkbox"/> Final printed labels in response to Agency letter dated _____
<input type="checkbox"/> Resubmission in response to Agency letter dated _____	<input type="checkbox"/> "Me Too" Application.
<input checked="" type="checkbox"/> Notification - Explain below.	<input type="checkbox"/> Other - Explain below.

Explanation: Use additional page(s) if necessary. (For section I and Section II.)
 By Notification pursuant to PR Notice 98-10, we are adding a marketing phrase.

Section - III

1. Material This Product Will Be Packaged In:				2. Type of Container	
Child-Resistant Packaging <input type="checkbox"/> Yes* <input type="checkbox"/> No	Unit Packaging <input type="checkbox"/> Yes <input type="checkbox"/> No	Water Soluble Packaging <input type="checkbox"/> Yes <input type="checkbox"/> No		<input type="checkbox"/> Metal	<input type="checkbox"/> Plastic
*Certification must be submitted		If "Yes" Unit Packaging wgt.	No. per container	If "Yes" Package wgt.	No. per container
					<input type="checkbox"/> Glass
					<input type="checkbox"/> Paper
					<input type="checkbox"/> Other (Specify)
3. Location of Net Contents information <input type="checkbox"/> Label <input type="checkbox"/> Container		4. Size(s) Retail Container		5. Location of Label Directions <input type="checkbox"/> On Label <input type="checkbox"/> On Labeling accompanying product	
6. Manner in Which Label is Affixed to Product <input type="checkbox"/> Lithograph <input type="checkbox"/> Paper glued <input type="checkbox"/> Stenciled				<input type="checkbox"/> Other	

Section - IV

1. Contact Point (Complete items directly below for identification of individual to be contacted, if necessary, to process this application.)		
Name Miriam Frugis	Title Regulatory Specialist	Telephone No. (Include Area Code) (763) 544-0341
Certification I certify that the statements I have made on this form and all attachments thereto are true, accurate and complete. I acknowledge that any knowingly false or misleading statement may be punishable by fine or imprisonment or both under applicable law.		6. Date Application Received (Stamped)
2. Signature 	3. Title Regulatory Specialist	
4. Typed Name Miriam Frugis	5. Date 11/14/2008	



McLAUGHLIN GORMLEY KING COMPANY

8810 Tenth Avenue North • Minneapolis, MN 55427-4319 U.S.A.
763-544-0341 • 800-645-6466 • Fax 763-544-6437 • www.mgk.com

November 14, 2008

Document Processing Desk (NOTIF)
U.S. ENVIRONMENTAL PROTECTION AGENCY
Office of Pesticide Programs (H7504P)
Room S-4900, One Potomac Yard
2777 South Crystal Dr.
Arlington, VA 22202-4501

Via Courier

Subject: MGK PYROCIDE® Concentrate 74406
EPA Reg. No. 1021-1800
Notification per PR-Notice 98-10

Dear Sir or Madam:

By Notification we are adding a marketing phrase to the label.

Enclosed are 2 copies of the product label, one copy has changes highlighted.

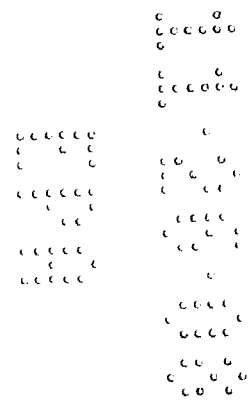
This Notification is consistent with the provisions of PR Notice 98-10 and EPA regulations at 40 CFR 152.46, and no other changes have been made to the labeling or the confidential statement of formula of this product. I understand that it is a violation of 18 U.S.C. Sec. 1001 to willfully make any false statement to EPA. I further understand that if this notification is not consistent with the terms of PR Notice 98-10 and 40 CFR 152.46, then this product may be in violation of FIFRA and I may be subject to enforcement action and penalties under sections 12 and 14 of FIFRA.

If there are any questions or you need anything further, please contact this office.

Sincerely,

Miriam Frugis
Regulatory Specialist

Enclosure



MGK®McLAUGHLIN
GORMLEY
KING COMPANY

8810 Tenth Avenue N. / Minneapolis, Minnesota 55427-4319 U.S.A. - Telephone (763) 544-0341

[] or () indicates alternate or optional wording

[Contains the botanical insecticide Pyrethrum [an extract of a Chrysanthemum flower]]

[A micro-emulsion, water-base spray]

[Kills and repels Stable Flies, Horse Flies, Face Flies, Deer Flies, House Flies, Mosquitoes, and Gnats] [Provides rapid kill of mosquitoes and other listed insects without objectionable residues.] [For use with [Brand Name], [sold separately,]

[Pre-measured bottle, no measuring, no mess!]

[Kills Black Widow Spiders and Black Carpenter Ants]

[Quick killing Pyrethrum controls crawling and flying insects in the home, schools, hospitals and other listed areas]

[Controls Fleas and Ticks indoors and around pet areas]

[Controls Deer Ticks and other Ixodid species that may carry and transmit Lyme disease]

[For use in Animal Quarters, Dairies, Milk Rooms, Milking Parlors, Calving Areas, and Dairy and Hog Barns]

[For use on Beef Cattle, Dairy Cattle, Horses, Hogs, Poultry, and other listed livestock]

[Kills Mosquitoes, including the Culex species that may carry and transmit the West Nile Virus]

ACTIVE INGREDIENTS:

Pyrethrins 3.00%

* Piperonyl butoxide, Technical 30.00%

OTHER INGREDIENTS 67.00%

100.00%

*Equivalent to min. 24% (butylcarbityl) (6-propylpiperonyl) ether and 6% related compounds

PYROCIDE®, MGK® - registered trademarks of McLaughlin Gormley King Company

KEEP OUT OF REACH OF CHILDREN**CAUTION****FIRST AID**

IF SWALLOWED:	<ul style="list-style-type: none"> • Immediately call a poison control center or doctor. • Do not induce vomiting unless told to do so by a poison control center or doctor. • Do not give any liquid to the person. • Do not give anything by mouth to an unconscious person.
IF ON SKIN OR CLOTHING:	<ul style="list-style-type: none"> • Take off contaminated clothing. • Rinse skin immediately with plenty of water for 15-20 minutes. • Call a poison control center or doctor for treatment advice.
Have the product container or label with you when calling a poison control center or doctor, or going for treatment. For information regarding medical emergencies or pesticide incidents, call 1-888-740-8712.	

Net Contents _____

Manufactured by:

Mc LAUGHLIN GORMLEY KING COMPANY

8810 Tenth Avenue North

Minneapolis, MN 55427

EPA Reg. No. 1021-1800

EPA Est. No. 1021-MN-2

NOTIFICATION**DEC 22 2008**

**PRECAUTIONARY STATEMENTS
HAZARDS TO HUMANS AND DOMESTIC ANIMALS**

CAUTION

Harmful if swallowed or absorbed through the skin. Avoid contact with eyes, skin or clothing. Prolonged or frequently repeated skin contact may cause allergic reactions in some individuals. Wash thoroughly with soap and water after handling and before eating, drinking, chewing gum, or using tobacco. Remove and wash contaminated clothing before reuse.

ENVIRONMENTAL HAZARDS

This pesticide is toxic to fish. Do not apply directly to water. Do not contaminate water when disposing of equipment wash waters or rinsate.

PHYSICAL OR CHEMICAL HAZARDS

Do not use this product in or on electrical equipment because of shock hazard.

[Pyrocide® Concentrate 74406] contains the quick killing botanical insecticide, Pyrethrum, [an extract of Chrysanthemum flowers], which provides rapid effective control of insects upon direct contact with an added benefit of flushing [repelling] these insects to aid in a more complete control [kill]. This highly effective water-base formula can be used on flying and crawling insects indoors and outdoors.

[Pyrocide® Concentrate 74406] can be used to control fleas and ticks hidden in carpets, rugs, upholstery, draperies, floor cracks and cabinets. Also controls Deer Ticks and other Ixodid species that may carry and transmit Lyme disease.

[Pyrocide® Concentrate 74406] can be used in the home, schools, hospitals, restaurants and other listed areas to control [kill], on contact, listed crawling pests and is a fast, effective product for flying insect control. Pyrethrum has quick killing ability with no persistent residue.

[Pyrocide® Concentrate 74406] can be used to reduce annoyance of mosquitoes, including the Culex species that may carry and transmit the West Nile Virus, outdoors around homes, in recreational areas, and other listed areas. Ideal for use before outdoor activities.

[Pyrocide® Concentrate 74406] can be used in food and non-food areas of food processing plants, canneries, industrial installations, bakeries, rice and wheat mills, tobacco warehouses, grain elevators, warehouses, storage sites and other listed areas to control [kill], on contact, listed crawling pests and is a fast, effective product for flying insect control.

[Pyrocide® Concentrate 74406] provides rapid kill of insects without objectionable residues

To protect your pet against and to minimize reintroduction of adult fleas from outdoors, use EPA registered flea and tick products, ([such as] flea or flea and tick collar, pet powder, pet spray, pet dip, pet shampoo, flea shampoo or flea and tick pet shampoo), in conjunction with this application and prior to re-entry. Remove pets and birds and cover fish aquariums before spraying.

FOR THE CONTROL OF INSECTS including but not limited to:

Almond Moths	Cheese Skippers	Fannia Flies	Merchant Grain Beetles	Sheep Ticks
Angoumois Grain Moths	Chocolate Moths	Firebrats	Midges	Silverfish
Ants	Cigarette Beetles	Flat Grain Beetles	Miller Moths	Skipper Flies
Bedbugs	Cockroaches	Fruit Flies	Millipedes	Small Flying Moths

Black Carpenter Ants	Confused Flour Beetles	Gnats	Mosquitoes – including the	Sowbugs
Black Flies	Crickets	Grain Mites	Culex species that may carry and transmit the	Spider Beetles
Black Widow Spiders	Darkling Beetles	Granary Weevils	West Nile Virus	Stable Flies
Blood Sucking Lice	Dark Mealworms	Hornets	Palmetto Bugs	Ticks that may carry and transmit Lyme Disease
Boxelder Bugs	Deer Flies	Horn Flies	Pillbugs	
Brown Dog Ticks	Deer Ticks	Horse Flies	Poultry Lice	Tobacco Moths
Cadelles	Dermestid Beetles	Indian Meal Moths	Red Flour Beetles	Trogoderma Beetles
Carpet Beetles	Dog Fleas	Khapra Beetles	Rice Flour Beetles	Wasps
Cat Fleas	Dried Fruit Beetles	Lesser Grain Borers	Rice Weevils	Waterbugs
Cellar Spiders	Drugstore Beetles	Lesser Houseflies	Rusty Grain Beetles	Warehouse Beetles
Cereal Beetles	Earwigs	Lice	Saw-toothed Grain Beetles	Yellow Jackets
Cheese Mites	Face Flies	Mediterranean Flour Moths		Yellow Mealworms

INDOOR AREAS for use in but not limited to:

Animal Areas	Diners	Laboratories	Recreational Vehicles
Animal Quarters	Dog Houses	Lanais	Research Animal Quarters
Animal Shelters	Dog Sleeping Quarters	Laundromats	Restaurants
Animal Control Centers	Dormitories	Lavatories	Retail Stores
Apartments	Draperies	Libraries	Rice Mills
Atriums	Dressers	Liquor Stores	Rooms
Attics	Dried Fruits in Storage	Livestock Barns	Rugs
Auditoriums	Drive-Ins	Livestock Hauling Equipment	Schools
Automobiles	Drugstores	Livestock Holding Areas	Seed Storage
Bakeries	Dumpsters	Living Rooms	Sheep Holding Areas
Bars	Dwellings	Loafing Sheds	Ship Holds
Basements	Egg Processing Plants	Locker Rooms	Ships
Bathrooms	Fabric Storage Areas	Marinas	Smoke Shops
Bedding	Factories	Mattresses	Solariums
Bedrooms	False Ceilings	Mausoleums	Sport Stadiums
Beef Barns	Farm Structures	Meat Packing Plants	Stable Bins
Beverage Plants	Floors	Mess Halls	Stables

Boats	Food Processing Plants	Mini Storage	Storage Areas
Bookcases	Food Storage Areas	Mobile Canteens	Stored Products
Bottling Plants	Freight Containers	Mobile Homes	Stored Food, bags
Breweries	Fruit Packing Sheds	Morgues	Stores
Brewery Warehouses	Funeral Parlors	Milk Houses	Sun Porches
Buildings Housing Animals	Furniture	Milking Rooms	Sun Rooms
Buildings Housing Poultry	Garages	Milk Rooms	Swine Houses
Buses	Garbage Bins	Milk Sheds	Taverns
Cabinets	Garbage Cans	Mortuaries	Tents
Cabins	Garbage Compactors	Motels	Textile Mills
Cafeterias	Gas Stations	Movie Theaters	Theaters
Calving Barns	Gazebos	Museums	Tobacco Factories
Campers	Goat Holding Areas	Nursing Homes	Tobacco Warehouses
Camp Sites	Grain Elevators	Office Buildings	Tool Sheds
Canneries	Grain Handling Equipment	Other Public Buildings	Trailers
Carpets	Grain Harvesting Equipment	Outdoor Eating Buildings	Trains
Cat Sleeping Quarters	Grain Mills	Pantries	Transportation Vehicles
Cattle Barns	Grain Storage	Parking Garages	Tree Houses
Chests	Granaries	Patios	Tree Nuts Storage Areas
Churches	Grocery Stores	Pet Bedding	Trucks
City Missions	Homes	Pet Carriers	Truck Trailers
Circus Tents	Hog Barns	Pet Grooming Parlors	Tunnels
Closed Porches	Horse Stables	Pet Sleeping Areas	Utility Rooms
Closets	Horse Stables and Barns	Pet Stores	Utilities
Clothes Storage	Horse Trailers	Planes	Vending Machines
Club Houses	Hospices	Play Houses	Verandas
Commercial Buildings	Hospitals	Play Rooms	Veterinary Clinics
Condominiums	Hotels	Pool Halls	Voids in Attics
Crawl Spaces	Household Contents	Porches	Warehouses
Credenzas	Houses	Poultry Houses	Washrooms
Crematoriums	Indoor Eating Buildings		Wheat Mills
Dairy and Livestock Barns	Industrial Installations	Poultry Plants	Wholesale Stores
Dairies	Industrial Plants	Pounds	Wine Cellars
Day Care Centers	Institution Dining Areas	Prisons	Wineries
Decks	Institutions	Public Storage	Zoos
Delicatessens	Jails	Quonset Huts	
Dens	Kennels	Rabbit Processing Plants	
Department Stores	Kitchens	Railroad Cars	

OUTDOOR AREAS for uses in and around, but not limited to:

Alleys	Circuses	Game Fields	Parks	Side Walks
Amphitheaters	Construction Sites	Garbage Dumps	Parking Lots	Stadiums
Amusement Parks	Corrals	Gazebos	Patios	Tennis Courts
Ant Hills	Courtyards	Grandstands	Playgrounds	Truck Stops
Back Yards	Curbs	Junk Yards	Ranges	Underpasses
Balconies	Drive-In Restaurants	Kennels	Recreational Areas	Utility

				Room Outdoor
Baseball Fields	Drive-In Theaters	Levees	Rest Areas	Weigh Stations
Beaches	Dumpsters	Manholes	Roadsides	Wild Animal Parks
Bridges	Fair Grounds	Manure Piles	Rooftops	Wood Piles
Carwashes	Feedlots	Marinas	Sanitary Sewers	Zoos
Campgrounds	Front Yards	Outdoor Eating Establishments	Side Yards	

FOR USE ON but not limited to:

Beefalo	Chickens	Lambs	Pigs	Swine
Birds	Donkeys	Llamas	Pullets	Turkeys
Buffalo	Ducks	Mules	Quail	Exotics such as European Red Deer
Calves	Emus	Ostrich	Ratites	
Cattle- Beef	Geese	Oxen	Roosters	
Cattle- Dairy	Horses	Pheasants	Sheep	

DIRECTIONS FOR USE

It is a violation of Federal Law to use this product in a manner inconsistent with its labeling.

Read all directions completely before use. For best results, follow directions for specific use areas. [For use in the cordless, manually activated [Brand Name], sold separately,.]

GENERAL: This concentrated product must be diluted with water. When making dilutions, add concentrate to the tank and add water. Agitate well while adding water and apply as directed.

- 0.05% Pyrethrins – add 1 part concentrate to 59 parts water or 2 fluid ounces concentrate / gallon water
- 0.10% Pyrethrins – add 1 part concentrate to 29 parts water or 4.3 fluid ounces concentrate / gallon water
- 0.30% Pyrethrins – add 1 part concentrate to 9 parts water or 13 fluid ounces concentrate / gallon water
- 0.50% Pyrethrins – add 1 part concentrate to 5 parts water or 22 fluid ounces concentrate / gallon water

Confine use of this product in food processing establishments to time periods when the plant is not in operation. Remove or cover food during treatment. Cover all food processing surfaces during treatment or thoroughly clean before use following treatment.

For maximum effectiveness, following the dilution chart and using a combination of spot, surface treatment and fogging are recommended.

SPACE SPRAYING: Use with conventional mechanical or compressed air equipment to kill exposed accessible stages of, but not limited to: Flies (including Fruit Flies), Mosquitoes, including the Culex species that may carry and transmit the West Nile Virus, Small Flying Moths, Fleas, Gnats, Wasps, Hornets, Clover Mites, Cheese Mites, Cheese Skippers, Boxelder Bugs, Earwigs, Ants, and the following common Stored Product Pests: Granary Weevils, Rice Weevils, Confused Flour Beetles, Saw-toothed Grain Beetles, Spider Beetles, Cigarette Beetles, Drugstore Beetles, Angoumois Grain Moths, Mediterranean Flour Moths, Indian Meal Moths, Tobacco Moths, Yellow Meal Worms, Dark Meal Worms, Grain Mites, Cadelles, Red Flour Beetles, and other listed insects. Close Room and shut off air conditioning or ventilating equipment. Apply at the rate of one to ten (1 – 10) fluid ounces per 1000 cubic feet of space and direct spray toward upper corners of room and ceiling, filling the room with mist. Leave room closed for ½ hour and ventilate thoroughly before re-entry.

SURFACE SPRAYING: To kill Cockroaches, Black Carpenter Ants, Silverfish, Spiders, Crickets, Clover Mites, Cheese Mites, Granary Weevils, Rice Weevils, Saw-toothed Grain Beetles, Spiders Beetles, Cigarette Beetles, and other listed insects, use a sprayer adjusted to a coarse wet spray. Mix well and apply as a coarse wet spray, using approximately 1 gallon of spray mixture per 750 square feet of surface. To provide maximum penetration and impingement on the insects, direct the spray first into all cracks and crevices, behind all equipment, cupboards, obstructions or dark harborage areas, on walls and floors, underneath sinks, behind pipes, beneath stoves and refrigerators, around garbage cans and cabinets, along baseboards, door sills, window sills, door and window frames and floors, around and on drains, pipes, and plumbing, behind bookcases, storage and other utility installation areas, and in all places that harbor insects. Contact as many insects as possible. Do not allow spray to contact stored food. If surface application only is to be used, spray floor and other surfaces. To kill ants, treat doors and around window frames and other areas of entry. Spray on ants whenever possible.

CLOTHES MOTHS: Remove any infested articles from storage, brush thoroughly, and air for several hours in sunlight, if possible. Apply liberally to empty chests, closets, bureaus, and other storage areas, directing the spray into cracks, joints, and crevices.

CARPET BEETLES: Directly spray as many insects as possible. Spray all surfaces of upholstered furniture. Where possible, thoroughly spray both top and bottom of rugs and carpets. Also treat shelves, closets, floors, walls, windowsills, baseboards, areas under furniture, and wherever these insects are seen or suspected.

BEDBUGS: Spray mattresses lightly, paying special attention to tufts and seams. Take beds apart and spray in all joints. Treat baseboards, moldings, floors, walls, furniture, and other infested areas.

FOR USE IN LISTED PET AREAS: For best results remove, destroy, or wash pet's old bedding. To reduce infestation, thoroughly spray pet [dog] [cat] [puppy] [kitten] [animal] bedding, sleeping quarters, kennel, around baseboards, window and door frames, into wall cracks, on local areas of floors, and other animal resting places until the surface is slightly moist. Treat these areas at the rate of two seconds per linear foot at the distance of 12 to 18 inches. Also, spray the entire inside surface of doghouses. Put fresh bedding in pet's quarters after spray has dried. Allow treated areas to dry thoroughly before allowing pets to re-enter.

FLEA AND TICK INFESTATION ON RUGS AND CARPETS: Before use, vacuum all infested areas thoroughly and dispose of vacuum bag in outside trash. Spray rugs and carpets where fleas tend to hide and usually where animals frequent. Spray thoroughly into hiding places such as cracks and crevices, in walls, on floors, and along baseboards, window and door frames. Spray at the rate of one square foot per second. To kill ticks and other labeled insects, apply directly to pests. Treat pets with an EPA registered [brand name] product in conjunction with this application.

For best results, to protect your pet against and to minimize reintroduction of adult fleas from outdoors, use EPA registered flea and tick products, ([such as] [brand name] flea or flea and tick collar, [brand name] pet powder, [brand name] pet spray, [brand name] pet dip, [brand name] pet shampoo, flea shampoo or flea and tick pet shampoo), in conjunction with this application.

FOR KENNELS AND OTHER OUTDOOR ANIMAL AREAS: Follow dilution chart to control listed insects. Apply liberally to surfaces, [paying] [with] special attention to cracks and crevices and other insect hiding places. Allow treated areas to dry thoroughly before allowing pets [animals] to re-enter.

FOR USE IN CANNERIES: Before bringing in produce, thoroughly clean floors, conveying equipment, and walls, paying special attention to cracks and crevices. Follow dilution chart and spray the entire space inside the cannery, including walls, ceilings, and floors, paying special attention to forcing the spray into all cracks and crevices for control of ants, cockroaches, silverfish, crickets, spiders, fruit flies, moths, house flies, cheese mites, and other listed insects.

FOR USE IN FOOD AND NONFOOD AREAS OF FOOD PROCESSING PLANTS, Industrial installations, Bakeries, Rice and Wheat Mills, Restaurants, Tobacco Warehouses, Grain Elevators, and Warehouses: Spray as directed to control listed flying and crawling insects. Confine the use of this product in food processing or food handling establishments to time periods when the plant is not in operation. Cover or remove food during treatment.

DRIED FRUIT PRODUCTS in storage or processing: For control of [listed insects] [but not limited to: Almond Moths, Ants, Cereal Beetles, Chocolate Moths, Cigarette Beetles, Cockroaches, Confused Flour Beetles, Crickets, Earwigs, Flies, Fruit Flies, Fungus Gnats, Indian Meal Moths, Mediterranean Flour Moths, Red Flour Beetles, Saw-toothed Grain Beetles, Silverfish, Dried Fruit Beetles, Warehouse Beetles, Khapra Beetles, and other listed insects]. Remove and destroy infested products. Do not apply directly to fruit. Apply as a fine mist or fog in the air above and around trays, bins, and shelves at the rate of 1 to 10 fluid ounces per 1000 cubic feet of space. Repeat application at this dosage as required. Leave the room closed for one hour. Do not remain in treated areas and ventilate the area before re-entry. Sweep up and destroy fallen insects.

TREATMENT OF STORED FOOD AREAS: Foods in multi-walled bags, cloth bags or other packaging stored in such areas as but not limited to listed areas [for the control of listed pests]. [For the control of accessible adult stages of, but not limited to: Almond Moths, Angoumois Grain Moths, Ants, Cadelles, Cereal Beetles, Cheese Mites, Cheese Skippers, Chocolate Moths, Cigarette Beetles, Cockroaches, Confused Flour Beetles, Crickets, Dark Mealworms, Drugstore Beetles, Earwigs, Firebrats, Flies, Fruit Flies, Fungus Gnats, Grain Mites, Granary Weevils, Hide Beetles, Indian Meal Moths, Mediterranean Flour Moths, Mosquitoes, including the Culex species that may carry and transmit the West Nile Virus, Red Flour Beetles, Rice Weevils, Saw-toothed Grain Beetles, Silverfish, Small Flying Moths, Spiders, Spider Beetles, Yellow Mealworms, Dried Fruit Beetles, Warehouse Beetles, Rusty Grain Beetles, Lesser Grain Beetles, Khapra Beetles, and other listed pests.] Destroy, fumigate, or treat infested stored products using effective methods or an approved product intended for this purpose. As noted above, disperse first by directing spray into cracks and crevices, and around corners, pallets, and stacks of packaged goods, hitting as many insects as possible. Then apply as a space spray at a dosage of 1 to 10 fluid ounces per 1000 cubic feet of room space. Repeat application as necessary for insect control. Do not remain in treated area and ventilate before re-entry. Sweep up and destroy fallen insects.

ON PEANUTS, NUTS, BEANS, SEEDS IN BULK, BAGS OR OTHER PACKAGING: For the control of [listed insects] [accessible stages of Almond Moths, Angoumois Grain Moths, Ants, Cadelles, Cereal Beetles, Cheese Mites, Cheese Skippers, Chocolate Moths, Cigarette Beetles, Cockroaches, Confused Flour Beetles, Crickets, Dark Mealworms, Drugstore Beetles, Earwigs, Firebrats, Flies, Fruit Flies, Fungus Gnats, Grain Mites, Granary Weevils, Hide Beetles, Indian Meal Moths, Mediterranean Flour Moths, Mosquitoes, including the Culex species that may carry and transmit the West Nile Virus, Red Flour Beetles, Rice Weevils, Saw-toothed Grain Beetles, Silverfish, Small Flying Moths, Spiders, Spider Beetles, Yellow Mealworms, Dried Fruit Beetles, Warehouse Beetles, Rusty Grain Beetles, Lesser Grain Beetles, Khapra Beetles, and other listed insects]. Apply to the surface of stored or bagged products. Also spray walls, floors, and surfaces of bins and storage and handling areas thoroughly, being especially careful to treat cracks, crevices, and similar hiding places. Then apply as a space spray at the rate of 1 to 10 ounces per 1000 cubic feet by directing the spray toward the ceiling and upper corners of the area and behind any obstructions.

FOR USE IN FEDERALLY INSPECTED MEAT AND POULTRY PLANTS: Apply with conventional mechanical or compressed air equipment at the rate of 1 to 10 fluid ounces per 1000 cubic feet of room space. Apply spray into all cracks and crevices in woodwork, walls, and floors, underneath sinks, behind pipes, and in all places that shelter insects. Contact as many insects as possible. Repeat as necessary. Before use cover or remove exposed food products and packaging materials. After use wash equipment and utensils with an effective cleaning compound and rinse with potable water. Use as a space spray only when plant is not in operation.

FOR IN TRANSIT PROTECTION: To control accessible stages of listed insects, clean and spray truck beds, boxcars, ship holds, and other listed transit equipment before loading. Thoroughly treat walls and floors and lightly spray each layer of [stacked] cartons or containers. Apply at the rate of 1 gallon per 750 square feet.

FOR USE IN STORAGE FACILITIES AND EQUIPMENT:

SANITATION MEASURES: This product can be used as a surface spray in warehouse bins, trucks, cargo ships, mills, bin hoppers, elevators, and conveying equipment as a clean-up prior to use. In mills and elevators, remove all infested accumulations of grain from the bin hoppers. All storage and conveying equipment should be thoroughly cleaned by sweeping out waste grain, cobwebs, and other debris from the walls, rafters, floors, and door frames, paying special attention to material lodged in cracks and crevices. Remove all debris and dispose of in outside trash.

FOR FARMS, pay particular attention to cleaning up around used feed and grain bags and cleaning grain residues from wagons, harvesting equipment, and feed troughs. Do not place newly harvested grain in the same bin with carry-over grain. Fumigate or treat all carry-over grain stocks not previously treated with grain protectant with EPA approved products [such as] [brand name]. Perform these cleaning operations two or three weeks before harvest.

After above sanitation measures are employed, spray as directed.

FOR USE IN ANIMAL QUARTERS, Barns, Dairies, Milking Parlors, Milking Rooms, Poultry Houses, and other listed animal areas. For rapid control [kill] of Flies, Mosquitoes, including the Culex species that may carry and transmit the West Nile Virus, Gnats, and other listed flying insects: Dilute with water to give a 0.10% or 0.50% concentration and apply as a fine mist or spray. Direct spray towards ceiling and upper corners of area until filled with mist, using about 2 fluid ounces per 1000 cubic feet of space. Do not direct spray towards animals or birds. For best results, close doors and windows before spraying and keep them closed for 10 to 15 minutes following application. Applicator should vacate the treated area and ventilate it before reoccupying. Do not use in milk rooms where raw milk may be exposed.

FOR USE ON LIVESTOCK: Dilute as follows: 0.10% Pyrethrins – Add 1 part concentrate to 29 parts water or 0.50% Pyrethrins – Add 1 part concentrate to 5 parts water and apply as directed:

To protect beef cattle, dairy cattle, horses, and other livestock from attacks and to kill and repel Stable Flies, Horse Flies, Deer Flies, House Flies, Horn Flies, Lesser House Flies, Mosquitoes, including the Culex species that may carry and transmit the West Nile Virus, and Gnats, spray about 3 seconds on each side of animal, being certain to spray back, withers and forelegs thoroughly.

To protect from Face Flies, spray the face and hair or spray on a cloth and rub on the face, being certain to avoid contact with eyes. Repeat treatment as necessary when flies are troublesome.

For effective control of Biting and Sucking Lice on cattle, horses, sheep, goats, and hogs, spray to thoroughly wet the hair of the animal, including the head and brush of the tail. Repeat treatment in 10 days to kill newly hatched lice.

To control Poultry Lice and exposed stages of Darkling Beetles, thoroughly spray roosts, walls, nests, and cages. Follow by spraying over the birds with a fine mist.

For control of Bedbugs and Mites on poultry and in poultry houses, spray crevices of roost poles and cracks in walls and nests where Bedbugs and Mites hide. Follow by spraying over the birds with a fine mist.

To control Sheep "Tick" or Ked, thoroughly wet all portions of the body by spraying directly into the wool. Treat at a rate sufficient to wet the animal.

To kill Fleas and Ticks on livestock and to obtain protection against reinfestation, spray to sufficiently wet animal.

FOR USE IN BARNs, DAIRIES, MILKING PARLORS, MILKING ROOMS, POULTRY HOUSES, and other listed animal housing areas, follow dilution chart and apply as directed. Do not use in milk rooms where raw milk may be exposed.

0.10% Pyrethrins – Add 1 part concentrate to 29 parts water

0.50% Pyrethrins – Add 1 part concentrate to 5 parts water

FOR USE WITH HAND-HELD MECHANICAL FOGGERS to control House Flies, Horn Flies, Stable Flies, Horse Flies, Mosquitoes, including the Culex species that may carry and transmit the West Nile Virus, Gnats, and other listed insects. Dilute concentrate and apply as a fine mist or fog. Direct spray toward the ceiling and upper corners of the room until the area is filled with mist, using about 2 fluid ounces per 1000 cubic feet of space. For best results, close doors and windows before spraying and keep them closed for 10 to 15 minutes after spraying. Applicator should vacate the treated area and ventilate it before reoccupying.

DIRECTIONS FOR USE IN AUTOMATIC ULV SPRAYING SYSTEMS, IN AREAS SUCH AS ANIMAL QUARTERS, DAIRY AND BEEF BARNs, POULTRY HOUSES, SWINE HOUSING, WAREHOUSES, ZOOS AND OTHER LISTED LIVESTOCK OR ANIMAL HOUSING AREAS.

Automatic spraying systems must not be programmed to release pesticides where food or feed is directly exposed.

To Kill Flies, Houseflies, Horn Flies, Stable Flies, Horse Flies, Mosquitoes, including the Culex species that may carry and transmit the West Nile Virus, Gnats and other listed insects: Add concentrate to tank and add water to obtain desired dilution. Agitate well while adding water. Dispense diluted concentrate through automatic spraying system. Set nozzles to deliver 1 fluid ounce per minute. Position nozzles to cover a maximum of 2000 cubic feet of space per nozzle. Set timer to operate in accordance with equipment directions.

DIRECTIONS FOR USE IN OUTDOOR RESIDENTIAL MISTING SYSTEMS [Unit / Mistors]:

NOTE: NOT REGISTERED for use in Automatic ULV Spraying Systems in the State of New York.

Use to control or temporarily reduce annoyance from accessible stages of: Mosquitoes including the Culex species that may carry and transmit the West Nile Virus, Flies, Gnats, Face Flies, Fannia Flies, Deer Flies, Horse Flies, Stable Flies, Horn Flies, Hornets, Wasps, Yellow Jackets, Fire Brats, Small Flying Moths, Earwigs, Fleas, Ticks, Clover Mites, Brown Dog Ticks, Crickets, Cockroaches, Silverfish, Spiders, Darkling Beetles, and other nuisance insects.

Do not apply this pesticide when people, pets and food are present.

Do not use in an evaporative cooling system.

Direct nozzles to spray towards the target area and away from swimming pools, water bodies, or eating and cooking areas.

If used in a system [unit / mister]with a reservoir tank for the end use dilution, the system [unit / mister]reservoir tank must be locked. Securely attach the end use pesticide [product name] label and a dilution statement to the system [unit / mister] reservoir tank in a weather protected area or plastic sleeve. The dilution statement must be phrased as follows: "This container holds __ parts [product name] to __ parts water.

If used in a direct injection system, the pesticide container must be locked. Securely attach the end use pesticide [product name] label to the pesticide container in a weather protected area or plastic sleeve.

Automatic Spraying System Dilution Table

A. System Tank size (in gallons)	B. Conversion Factor (Fluid ounces of Concentrate per gallon of water)	A. x B. = fluid ounces of Concentrate for that tank size, to be mixed with water to achieve 0.057% pyrethrin solution.
1	2.33	2.33
5	2.33	11.65
10	2.33	23.3
30	2.33	70
55	2.33	128

For high populations of insects or when treating species that are difficult to control, [prepare a 0.075% Pyrethrin solution by diluting 6.4 fluid ounces of concentrate with water to a volume of 2 gallons] mix at rates giving higher concentrations (percentage) of pyrethrins up to 0.10% using a conversion factor of 4.08 in table above.

When filling tank, partially fill the system[unit / mister] reservoir tank with water and add concentrate. Then fill the rest of the tank with water and agitate well.

This product must only be used in systems [unit / misters] that have been calibrated to apply no more than the

Solution percentage	Ratio of concentrate to water	Fluid ounces of concentrate per gallon of water
0.05% Pyrethrins	1 part concentrate to 59 parts water	2 fluid ounces concentrate / gallon water
0.10% Pyrethrins	1 part concentrate to 29 parts water	4.3 fluid ounces concentrate / gallon water
0.30% Pyrethrins	1 part concentrate to 9 parts water	13 fluid ounces concentrate / gallon water
0.50% Pyrethrins	1 part concentrate to 5 parts water	22 fluid ounces concentrate / gallon water

maximum application rate of 0.00011 lbs. a.i. Pyrethrins per 1000 cubic feet per day, or 1/18th fluid ounce of [product name] concentrate or 3 [2.3] fluid ounces of 0.057% [.075%] solution per 1000 cubic feet per day.

For best performance, the spray solution should be in the pH range of 5.5 to 7.0.

This product will control insects directly contacted by its spray solution. Since many of the targeted insects can migrate in and out of treatment areas, it is recommended that this concentrate be used as part of an Integrated Pest Management (IPM) program. Control practices including but not limited to eliminating

breeding and harborage sites combined with appropriate use of contact insecticides, Insect Growth Regulators (IGRs) and / or residual insecticides will provide the most effective control of target insects.

OUTDOOR USE DILUTION TABLE: Follow dilution chart and apply as directed.

Take care to avoid spraying when wind conditions might create a mist that can blow back to applicator. Do not apply this product in or around bodies of water. Do not spray directly on plants. Spray surfaces and contact as many insects as possible.

SMALL FLYING INSECTS AND OTHER FLYING INSECTS including FLIES, GNATS, MOSQUITOES, SMALL FLYING MOTHS, and MIDGES: Hold sprayer nozzle 18 – 24 inches from shrubs, bushes, grassy areas, and other areas infested with these pests. Do not apply directly to plants. Spray with a slow sweeping motion while moving away from the treated area. To reduce annoyance from these pests, treat open porches, patios and under decks in a similar manner. Kills and repels Flies, Mosquitoes including the Culex species that may carry and transmit the West Nile Virus, Midges, and Gnats when used intermittently during outdoor activities and will keep surrounding areas free from these pests. Allow spray to dissipate before occupying the treated area.

ANTS: Spray ant trails, hills, and other areas of entry and infestation. Directly spray ants where possible.

SPIDERS: Directly spray spiders and webs.

SOWBUGS, MILLIPEDES, BEETLES, EARWIGS, Pillbugs, Centipedes, Scorpions, Cockroaches, Crickets, Waterbugs, and Palmetto Bugs: Thoroughly spray surfaces and into hiding places such as cracks and crevices, moist areas, openings around pipes and spigots, in storage areas and sheds, and other areas where these pests tend to congregate.

STORAGE AND DISPOSAL

Do not contaminate water, food, or feed by storage and disposal.

PESTICIDE STORAGE: Store in a cool, dry place. Keep container closed.

PESTICIDE DISPOSAL: Wastes resulting from the use of this product may be disposed of on site or at an approved waste disposal facility.

CONTAINER DISPOSAL: Triple rinse (or equivalent). Then offer for recycling or reconditioning, or puncture and dispose of container in a sanitary landfill, or by other procedures approved by state and local authorities.

NOTIFICATION

DEC 22 2008