

1021-1778

06-17-2011

1/25



UNITED STATES ENVIRONMENTAL PROTECTION AGENCY
WASHINGTON, D.C. 20460

OFFICE OF
CHEMICAL SAFETY AND
POLLUTION PREVENTION

June 17, 2011

Steven K. Ditto
Regulatory Affairs Specialist
McLaughlin Gormley King Company
8810 Tenth Avenue North
Minneapolis, MN 55427

NOTIFICATION
JUN 17 2011

Subject: Application for Pesticide Notification
EPA Registration Number: 1021-1778
Date of Submission: May 27, 2011

Dear Registrant:


The Agency is in receipt of your Application for Pesticide Notification under Pesticide Registration Notice (PRN) 98-10 dated May 27, 2010, for the abovementioned product. The Registration Division (RD) has conducted a review of this request for its applicability under PRN 98-10 and finds that the actions requested fall within the scope of PRN 98-10. The label submitted with the application has been stamped "Notification" and will be placed in our records.

If you have any questions regarding this letter, please contact Clayton Myers at (703) 347-8874 or by email at myers.clayton@epa.gov.

Sincerely,

for Richard Gebken
Product Manager
Insecticide Branch
Registration Division (7505P)

Enclosures: Copy of Label Stamped "Notification"

 United States Environmental Protection Agency Washington, DC 20460	Registration Amendment Other <input checked="" type="checkbox"/>	OPP Identifier Number
--	--	-----------------------

Application for Pesticide - Section I

1. Company/Product Number 1021-1778	2. EPA Product Manager Richard Gebken	3. Proposed Classification <input checked="" type="checkbox"/> None <input type="checkbox"/> Restricted
4. Company/Product (Name) EVERCIDE® Emulsifiable Concentrate 28061	PM# 10	
5. Name and Address of Applicant (Include Zip Code) McLaughlin Gormley King Company 8810 10TH AVE N MINNEAPOLIS, MN 55427 <input type="checkbox"/> Check if this is a new address		6. Expedited Review. In accordance with FIFRA Section 3(c)(3)(b)(i), my product is similar or identical in composition and labeling to: EPA Reg. No. _____ Product Name _____

Section - II

<input type="checkbox"/> Amendment - Explain below.	<input type="checkbox"/> Final printed labels in response to Agency letter dated _____
<input type="checkbox"/> Resubmission in response to Agency letter dated _____	<input type="checkbox"/> "Me Too" Application.
<input checked="" type="checkbox"/> Notification - Explain below.	<input type="checkbox"/> Other - Explain below.


Explanation: Use additional page(s) if necessary. (For section I and Section II.)
 Notification pursuant to PR-Notice 98-10.

NOTIFICATION
JUN 17 2011

Section - III

1. Material This Product Will Be Packaged In:					
Child-Resistant Packaging <input type="checkbox"/> Yes* <input checked="" type="checkbox"/> No	Unit Packaging <input type="checkbox"/> Yes <input checked="" type="checkbox"/> No	Water Soluble Packaging <input type="checkbox"/> Yes <input checked="" type="checkbox"/> No	2. Type of Container <input type="checkbox"/> Metal <input checked="" type="checkbox"/> Plastic <input type="checkbox"/> Glass <input type="checkbox"/> Paper <input type="checkbox"/> Other (Specify)		
*Certification must be submitted If "Yes" Unit Packaging wgt. No. per container		If "Yes" Package wgt. No. per container			
3. Location of Net Contents information <input checked="" type="checkbox"/> Label <input type="checkbox"/> Container		4. Size(s) Retail Container 4-32 oz.		5. Location of Label Directions <input checked="" type="checkbox"/> On Label <input type="checkbox"/> On Labeling accompanying product	
6. Manner in Which Label is Affixed to Product <input type="checkbox"/> Lithograph <input type="checkbox"/> Other <input checked="" type="checkbox"/> Paper glued <input type="checkbox"/> Stenciled					

Section - IV

1. Contact Point (Complete items directly below for identification of individual to be contacted, if necessary, to process this application.)		
Name Steven K. Ditto	Title Regulatory Affairs Specialist	Telephone No. (Include Area Code) (763) 544-0341
Certification I certify that the statements I have made on this form and all attachments thereto are true, accurate and complete I acknowledge that any knowingly false or misleading statement may be punishable by fine or imprisonment or both under applicable law.		6. Late Application Received (Stamped)
2. Signature 	3. Title Regulatory Affairs Specialist	
4. Typed Name Steven K. Ditto	5. Date 5/27/2011	



McLAUGHLIN GORMLEY KING COMPANY
8810 Tenth Avenue North • Minneapolis, MN 55427-4319 U.S.A.
763-544-0341 • 800-645-6466 • Fax 763-544-6437 • www.mgk.com

May 27, 2011

Document Processing Desk (NOTIF)
Richard Gebken, PM 10
Office of Pesticide Programs (7504P)
U.S. ENVIRONMENTAL PROTECTION AGENCY
Room S-4900, One Potomac Yard
2777 South Crystal Drive
Arlington, VA 22202-4501

Via Courier

NOTIFICATION
JUN 17 2011

Subject: EVERCIDE® Emulsifiable Concentrate 28061
EPA Reg. No. 1021-1778
Notification Per PR Notice 98-10

Dear Mr. Gebken:

By Notification we are adding the non-public health pests Asian Lady Beetles, Boxelder Bugs, Brown Marmorated Stink Bugs (BMSB), and Stink Bugs to the listed pests throughout the label and on a front panel marketing claim.

Enclosed are 2 copies of the label, one copy with changes highlighted.

This notification is consistent with the provisions of PR Notice 98-10 and EPA regulation at 40 CFR 152.46, and no other change have been made to the labeling or the confidential statement of formula for this product. I understand that it is a violation of 18 U.S.C. Sec. 1001 to willfully make any false statement to EPA. I further understand that if this notification is not consistent with the terms of PR Notice 98-10 and 40 CFR 152.46, this product may be in violation of FIFRA and I may be subject to enforcement action and penalties under sections 12 and 14 of FIFRA.

If there are any questions or you need anything further, please contact this office.

Sincerely,

McLAUGHLIN GORMLEY KING COMPANY

Steven K. Ditto
Regulatory Affairs Specialist

Enclosure

4
25

NOTIFICATION

JUN 17 2011

EVERCIDE® Emulsifiable Concentrate 28061

28061_1021-1778_0511

MGK®

McLAUGHLIN
GORMLEY
KING COMPANY

8810 Tenth Avenue N./ Minneapolis, Minnesota 55427-4319 U.S.A. Telephone (763) 544-0341

[] denotes optional wording.

Water Dilutable Concentrate To Control Lawn, Ornamental, and Outdoor House and Garden Pests Around Residential Structures Only

[Kills Over 110 Insects.] [Kills on contact.] [Kills Insects in Lawns, Vegetable Gardens & Fruit Trees.] [Kills insects on Lawns and in Gardens.] [Attach directly to garden hose and spray.] [Spray Yard and Lawn.] [Spray Roses and Flowers.] [Spray Vegetable Garden.] [Spray Fruit and Nuts in Garden and on Trees.] [Spray Ornamentals, Trees and Shrubs.] [Spray Outside Perimeter of Home and Garage. Spray Deck and Patio.]

[Use as a Yard & Lawn Spray, Rose and Flower Spray, Fruit & Vegetable Garden Spray, Fruit and Nut Tree Spray, Ornamental Tree and Shrub Spray, Outside Perimeter Spray, Deck and Patio Spray.] [Water based Formulation.]

[32 oz. Treats up to 16,000 Square Feet (Sq. ft. , ft²). 16 oz. Treats up to 8,000 Square Feet (Sq. ft. , ft²).]

[Kills Ticks and Deer Ticks that may carry Lyme disease.]

[Kills Foraging Fire Ants on contact in your Lawn and Garden.]

[Kills Insects around the perimeter of your Home, on your Deck and Patio.]

[Acts as a barrier outside to stop insect from coming[inside] into your home.]

[Attach directly to garden hose and spray.]

[Contains Esfenvalerate, a Synthetic Pyrethroid]

[Concentrated Formula] [Treats 8,000 sq. ft. [area]] [Treats 100' x 80'

[area].] [Water based formulation][Treats 100' x 80'] [Treats up to 8,000 sq ft. or 100' x 80']

[Kills Stink Bugs, Brown Marmorated Stink Bugs (BMSB), Asian Lady Beetles and Boxelder Bugs]

ACTIVE INGREDIENTS:

Esfenvalerate (S)-cyano(3-phenoxyphenyl)methyl-(S)-4-chloro-alpha-(1-methylethyl)benzeneacetate.....

0.425%

OTHER INGREDIENTS.....

99.575%

100.000%

EVERCIDE® - Registered trademark of McLaughlin Gormley King Co.

KEEP OUT OF REACH OF CHILDREN

CAUTION

FIRST AID

IF SWALLOWED	<ul style="list-style-type: none"> Call a poison control center or doctor immediately for treatment advice. Have person sip a glass of water if able to swallow. Do not induce vomiting unless told to do so by the poison control center or doctor. Do not give anything by mouth to an unconscious person.
IF IN EYES:	<ul style="list-style-type: none"> Hold eye open and rinse slowly and gently with water for 15-20 minutes. Remove contact lenses, if present, after the first 5 minutes, then continue rinsing eye. Call a poison control center or doctor for treatment advice.
IF ON SKIN OR CLOTHING:	<ul style="list-style-type: none"> Take off contaminated clothing. Rinse skin immediately with plenty of water for 15-20 minutes. Call a poison control center or doctor for treatment advice.

Have the product container or label with you when calling a poison control center or doctor, or going for treatment. For information regarding medical emergencies or pesticide incidents, call 1-888-740-8712

PRECAUTIONARY STATEMENTS

HAZARDS TO HUMANS AND DOMESTIC ANIMALS

CAUTION

Harmful if swallowed or absorbed through skin. Causes moderate eye irritation. Avoid contact with skin, eyes or clothing. Prolonged or frequently repeated skin contact may cause allergic reactions in some individuals. Wash thoroughly with soap and water after handling.

ENVIRONMENTAL HAZARDS

This pesticide is extremely toxic to fish. To protect the environment, do not allow pesticide to enter or run off into storm drains, drainage ditches, gutters or surface waters. Applying this product in calm weather when rain is not predicted for the next 24 hours will help to ensure that wind or rain does not blow or wash pesticide off the treatment area. Rinsing application equipment over the treated area will help avoid run off to water bodies or drainage systems.

PHYSICAL OR CHEMICAL HAZARDS

Do not use or store near heat or open flame.

[PRODUCT USAGE:

Kills Insects: Spiders, Ants, Aphids, Fleas, Ticks, Crickets, Cockroaches and Many More.

28061_1021-1778_0511

Page 1 of 22

5
25

Use On: Fruit Trees, Vegetables, Roses, Flowers, Lawns, Trees and Shrubs.]

DIRECTIONS FOR USE

It is a violation of Federal Law to use this product in a manner inconsistent with its labeling.

Do not water the treated area to the point of run-off.

Do not make applications during rain.

All outdoor applications must be limited to spot or crack-and-crevice treatments only, except for the following permitted uses:

- (1) Treatment to soil and vegetation around structures;
- (2) Application to lawns, turf, and other vegetation;
- (3) Applications to building foundations, up to a maximum height of 3 feet.

Other than applications to building foundations, all outdoor applications to impervious surfaces such as sidewalks, driveways, patios, porches and structural surfaces (such as windows, doors, and eaves) are limited to spot and crack-and-crevice applications, only.

SHAKE WELL BEFORE USE

FOR GARDEN VEGETABLE PESTS: Mix EVERCIDE® Emulsifiable Concentrate 28061 in a tank type sprayer or hose end sprayer, at the rate of 1 fluid ounce per gallon of water.

Note: 1 Fluid Ounce = 2 Tablespoonsful = 6 Teaspoonsful.

Do not use utensils for food use after using them for measuring this product.

TO CONTROL THE FOLLOWING INSECTS: Alfalfa Caterpillar, Alfalfa Looper, Aphid, Armyworm, Artichoke Plume Moth, Beet Armyworm, Brown Marmorated Stink Bug (BMSB), Buckhorn Aphid, Cabbage Looper, Carrot Weevil, Celery Looper, Chinch Bug, Cicada, Colorado Potato Beetle, Corn Earworm, Corn Rootworm (adults), Cowpea Curculio, Cucumber Beetle (adults) - spotted and striped, Cutworm, Diamondback Moth, European Corn Borer, Flea Beetle, Grasshopper, Green Cloverworm, Imported Cabbageworm, Leafhopper, Looper, Lygus Bug, Mexican Bean Beetle, Painted Lady Caterpillar, Pea Aphid, Pea Weevil, Pepper Weevil, Pickleworm, Potato Leafhopper, Potato Psyllid, Potato Tuberworm, Rindworm, Saltmarsh Caterpillar, Sap Beetle, Southwestern Corn Borer, Squash Bug, Squash Vine Borer, Stalk Borer, Stink Bug, Tarnished Plant Bug, Tobacco Hornworm, Tomato Fruitworm, Tomato Hornworm, Tomato Pinworm, Vegetable Leafminer, Velvetbean Caterpillar, Western Bean Cutworm and Whitefly.

To control listed insects, apply the spray to provide thorough coverage of upper and lower leaf surfaces. Apply as necessary to maintain control waiting at least 7 days between each application.

FOR USE ON THE FOLLOWING VEGETABLES

<u>CROP</u>	<u>DAYS TO HARVEST</u>	<u>CROP</u>	<u>DAYS TO HARVEST</u>	<u>CROP</u>	<u>DAYS TO HARVEST</u>
Artichoke	7	Dry Beans	21	Potatoes	7
Broccoli	3	Dry Peas	21	Pumpkin	3
Cabbage	3	Eggplant	7	Radishes	7
Carrots	7	Green Peas	3	Snap Beans	3
Cauliflower	3	Melons	3	Squash	3
Collards	7	Peppers	7	Sweet Corn	1
Cucumbers	3			Tomatoes	1

FOR GARDEN TREE FRUITS, NUTS, AND BERRIES: Mix EVERCIDE® Emulsifiable Concentrate 28061 in a tank type or hose end sprayer at the rate of 1 fluid ounce per gallon of water. Apply as a full coverage spray to upper and lower leaf surfaces. Spray to wet but not to the point of runoff. Apply as necessary to maintain control waiting at least 7 days between each application.

TO CONTROL THE FOLLOWING INSECTS: Apple Aphid, Black Cherry Aphid, Blueberry Spanworm, Brown Marmorated Stink Bug (BMSB), Cherry Fruitworm, Cranberry Fruitworm, Cranberry Weevil, Grasshoppers, Leafhoppers, Red Striped Fireworm, Codling Moth, Leafrollers, Leafhoppers, Green Fruit Worm, Plant Bugs, Oblique Banded Leafroller, Variegated Leafroller, Tentiform Leaf Miner, San Jose Scale (on fruit only), Tufted Apple Budmoth, Plum Curculio, Oriental Fruit Moth, Apple Maggot, Red-Banded Leafroller, Lesser Appleworm, Rosey Apple Aphid, Periodical Cicada, Pear Psylla, Pear Slug, Naval Orangeworm, Peach Twig Borer, Filbert Worm, Peach Tree Borer, Lesser Peach Tree Borer, Cherry Fruit Fly, American Plum Borer, Pecan Weevil, Hickory Shuckworm, Pecan Nut Casebearer, Pecan Aphids, Pecan Spittlebug, Pecan Stem Phylloxera, Pecan Leaf Phylloxera, Stink Bug, Walnut Aphid, Walnut Husk Fly.

<u>CROP</u>	<u>DAYS TO HARVEST</u>
Apple	21
Almond	21
Blueberry	14
Caneberries	
Blackberries	21
Loganberries	21
Red Raspberries	21
Black Raspberries	21
Elderberries	21
Gooseberries	21
Filberts	21

<u>CROP</u>	<u>DAYS TO HARVEST</u>
Pecans	21
Pears	28
Stone Fruits	
Apricot	14
Cherries	14
Nectarines	14
Peaches	14
Plums	14
Prunes	14
Walnuts	21

FOR USE ON ORNAMENTAL PLANTS (Annuals and Perennials), SHRUBS & ROSES: Mix EVERCIDE® Emulsifiable Concentrate 28061 in a tank type or hose end sprayer at the rate of 1 fluid ounce per gallon of water. Apply to cover upper and lower leaf surfaces. Spray to wet but not to the point of runoff. Apply as necessary to maintain control waiting at least 7 days between each application.

TO CONTROL THE FOLLOWING INSECTS: Alfalfa Caterpillar, Alfalfa Looper, Aphid, Armyworm, Artichoke Plume Moth, Beet Armyworm, Brown Marmorated stink Bug (BMSB), Buckhorn Aphid, Cabbage Looper, Carrot Weevil, Celery Looper, Chinch Bug, Cicada, Colorado Potato Beetle, Corn Earworm, Corn Rootworm (adults), Cowpea Curculio, Cucumber Beetle (adults) - spotted and striped, Cutworm, Diamondback Moth, European Corn Borer, Flea Beetle, Grasshopper, Green Cloverworm, Imported Cabbageworm, Leafhopper, Looper, Lygus Bug, Mexican Bean Beetle, Painted Lady Caterpillar, Pea Aphid, Pea Weevil, Pepper Weevil, Pickleworm, Potato Leafhopper, Potato Psyllid, Potato Tuberworm, Rindworm, Saltmarsh Caterpillar, Sap Beetle, Southwestern Corn Borer, Squash Bug, Squash Vine Borer, Stalk Borer, Stink Bug, Tarnished Plant Bug, Tobacco Hornworm, Tomato Fruitworm, Tomato Hornworm, Tomato Pinworm, Vegetable Leafminer, Velvetbean Caterpillar, Western Bean Cutworm, Whitefly, Japanese Beetle, Spittlebugs, Redheaded Pine Sawfly, Balsam Woolly Adelgid, Pine Chafer, Red Pine Sawfly, Pine Coreid Bug, European Pine Sawfly, Northern Pine Weevil.

LAWN FLEA TICK CONTROL:

To kill fleas ticks harboring in lawns and backyards, use this concentrate in a hose-end sprayer. Place required amount of concentrate in sprayer jar (see chart below) and fill with water to the recommended level. Mix well. Attach to sprayer and spray as recommended. For best results, lawn should be mowed a day or two before spraying. Spray using a slow, even sweeping motion, being sure to cover the entire lawn surface where the pets will normally frequent. Spray under ornamentals and trees, but avoid soaking young or flowering plants. Kills on contact the Ixodes scapularis tick (deer tick), which may carry Lyme disease. Also kills foraging fire ants upon direct contact. A registered fire ant mound treatment should also be used in conjunction with this product.

Keep pets and children out of treated areas until after the spray has dried. Do not spray animals. Dogs, cats, their kennel or bedding area should also be treated with a registered flea and tick control product in conjunction with this application.

HOSE END SPRAY APPLICATION

Amount of Product to Use Fluid Ounces*	Amount of Water to Use	Area to be Treated
1 fluid ounce	3 gallons	500 sq. ft. (50' x 10')
2 fluid ounces	6 gallons	1,000 sq. ft. (50' x 20')
4 fluid ounces	12 gallons	2,000 sq. ft. (50' x 40')

[HOW TO USE THE READY-TO-SPRAY-SYSTEM

1. Connect sprayer to hose and turn on water.
2. Point in the direction you want to spray, turn the sprayer control knob to the ON position, and spray.
3. To stop, turn the sprayer control knob to the OFF position and turn off the water.
4. When finished, relieve water pressure by turning the control knob back to ON till the line is depressurized, then turn back to OFF.
5. Disconnect the sprayer from the hose.]

[DIRECTIONS FOR HOSE-END SPRAYER


The enclosed hose-end sprayer is calibrated to deliver the correct amount of product in accordance with label directions. Use this sprayer ONLY with the accompanying bottle in accordance with the label directions.

1. Make certain the valve is in the OFF position.
2. Screw the sprayer attachment onto the garden hose.
3. Remove the cap from the bottle and carefully screw the bottle counter-clockwise into the sprayer attachment until tight.
4. Turn on water at faucet while aiming the sprayer toward the lawn and turn the control knob of the sprayer attachment to the ON position to begin spraying.
5. When finished spraying, turn the control knob to the OFF position. Discharge residual water pressure by turning water supply OFF and re-open the control knob.

If this product is packaged in a Hose-End Sprayer, follow the directions below.

**[HOW TO USE THIS HOSE-END SPRAYER
SHAKE WELL BEFORE USE**

1. Before you start, the blue top water flow valve should be in the "OFF" position, and the red product flow valve should be in the up, "OFF" position.
2. Shake container well and attach it to your garden hose.
3. Turn on the water from your faucet.
4. To apply, remove side pin (labeled "PULL OUT") and rotate red product flow valve to "ON"; then while holding sprayer at waist level and pointing in a direction away from face and body, push blue water flow valve forward to activate water.
5. When you are finished spraying or if you have to stop spraying at any time, press blue water flow valve with thumb to the rear to shut off water and return side red valve to the upright "OFF" position and replace side pin.
6. Turn off the water at the faucet.



7. Remove the container from the garden hose; then rinse thoroughly and store according to storage instructions.]

[DIRECTIONS FOR Ready-to-Use Spray System

1. Connect sprayer to hose end and turn on water.
2. Point in the direction you want to spray, turn the sprayer control knob to the ON position, and spray.
3. To stop, turn the sprayer control knob to the OFF position and turn off the water.
4. When finished, relieve water pressure by turning the control knob back to ON till the line is depressurized, then turn back to OFF.
5. Disconnect the sprayer from the hose.]

FOR OUTDOOR PESTS: Mix EVERCIDE® Emulsifiable Concentrate 28061 in a tank type or hose end sprayer or watering can at the rate of 2 fluid ounces per gallon of water to control on contact ants, Asian Lady beetles, boxelder bugs, Brown Marmorated stink bugs, cicadas, cockroaches (including German and Asian cockroaches), crickets, palmetto bugs, pillbugs, sowbugs, spiders, stink bugs, and ticks. Use at the rate of 1 gallon (diluted spray) per 1,000 square feet to outside surfaces of buildings, porches, patios, garages and other areas where these pests have been seen or are found. Do not spray in or near fish ponds or other bodies of water. Do not allow spray to contact ornamental plants or shrubs because of possible injury.

Building Perimeter Treatment: To help prevent infestations of buildings by ants, Asian Lady beetles, boxelder bugs, Brown Marmorated stink bugs, centipedes, crickets, sowbugs, pillbugs, spiders, and stink bugs, treat a 12-18 inch band of soil or other substrate adjacent to buildings and the building foundation to a height of 2 to 3 feet where these pests are active and may find entrance. Use 16 fluid ounces of concentrate per gallon of water and apply as a coarse wet spray at the rate of 1 gallon per 1,000 square feet.

STORAGE AND DISPOSAL

Do not contaminate water, food, or feed by storage and disposal.

Pesticide Storage

Store in a cool, dry area. Always store pesticides in the original container. Store away from food and pet food.

Pesticide Disposal and Container Handling

Nonrefillable container. Do not reuse or refill this container.

If empty:
Place in trash or offer for recycling if available.

If partially filled:
Call your local solid waste agency for disposal instructions. Never place unused product down any indoor or outdoor drain.

8
25

Net Contents _____

Manufactured by:
Mc LAUGHLIN GORMLEY KING COMPANY
8810 Tenth Avenue North
Minneapolis, MN 55427

EPA Reg. No. 1021-1778

EPA Est. No. 1021-MN-2

28061-00410

EVERCIDE® Emulsifiable Concentrate 28061

[indicates optional text]

MAKES UP TO 96 GALLONS [OF SPRAY] (quart)
Covers up to 16,000 sq ft of lawn (quart)

[Icon] OUTDOOR USE ONLY
CONCENTRATE

Contains Esfenvalerate, a Synthetic Pyrethroid
Multi-Purpose Insect Killer
Low Odor

NEW FORMULA

One Application:

- Kills Beetles (including Japanese Beetle), Cicadas, Caterpillars (including Tomato Hornworm), Ants, Fleas, Ticks (including ticks [which (that) may carry] Lyme disease) and [&] other lawn, garden and [&] nuisance pests [insects] [bugs]
- Kills on contact
- Kills [Controls over] [more than] 100 insects [bugs] [pests] on vegetables, flowers, lawns, and [&] shrubs

On [For] Roses, Flowers, Shrubs, Fruits, Vegetables, Lawns and [&] Other Outdoor Surfaces

Controls [Kills over] [more than] 100 insects [bugs] [pests]

Can be used on [most popular] fruits and [&] vegetables (see back panel for details)

Use in [on] Vegetable Gardens

Guaranteed Kill or your money back

Active Ingredient

Esfenvalerate	00.425%
Other Ingredients.....	99.575%

**KEEP OUT OF REACH OF CHILDREN
CAUTION**

See back panel booklet for additional precautionary statements.

NET 32 FL OZ (1 QT) 946 mL

Open Resealable Label
for Directions & Precautions
PRESS TO RESEAL

[DNS icon] Easy to apply with [an Ortho Dial 'n Spray®], hose-end or tank sprayer.

<p>PRODUCT FACTS</p> <p>KILLS PESTS [INSECTS] [BUGS]</p> <p>Garden Pests [Insects] [Bugs]: Aphids, Beetles (including Japanese Beetle), Cicadas, Caterpillars (including Tomato Hornworm), Whiteflies and [&] other lawn, garden and [&] nuisance bugs [insects] [pests]</p> <p>Nuisance Pests [Insects] [Bugs]: Ants, Fleas, Ticks (including Ticks which may carry Lyme disease), Cockroaches, Spiders and [&] other lawn, garden and [&] nuisance bugs [insects] [pests]</p> <p><i>[Option to list other pests listed on this label in this section.]</i></p>
<p>WHERE TO USE/ AMOUNT TO USE</p> <ul style="list-style-type: none"> • In Gardens: 1 fl oz (2 Tbs) / gal water (On Flowers, Shrubs, Vegetables and [&] Fruits) • On Lawns: 2 tsp / gal water / 167 sq ft • For Nuisance Pests Outdoors: 2 oz / gal water / 1000 sq ft • On Other Outdoor Surfaces: 4 Tbs (2 fl oz) / gal water / 1000 sq ft <p>Do not use utensils for food use after using them for measuring this product.</p>
<p>☎ Questions, Comments or Medical Information ? call 1-800-225-2883</p>

Specially formulated for residential use.

DIRECTIONS FOR USE

It is a violation of Federal law to use this product in a manner inconsistent with its labeling.

Do not water the treated area to the point of run-off.

Do not make applications during rain.

All outdoor applications must be limited to spot or crack-and-crevice treatments only, except for the following permitted uses:

- (1) Treatment to soil and vegetation around structures;
- (2) Application to lawns, turf, and other vegetation;
- (3) Applications to building foundations, up to a maximum height of 3 feet.

Other than applications to building foundations, all outdoor applications to impervious surfaces such as sidewalks, driveways, patios, porches and structural surfaces (such as windows, doors, and eaves) are limited to spot and crack-and-crevice applications, only.

11
25

Fruits and [&] Nut Trees	Days to Harvest	Fruits and [&] Nut Trees	Days to Harvest
Almond	21	Peaches	14
Apple	21	Pecans	21
Apricot	14	Pears	28
Blueberry	14	Plums	14
Caneberries (Blackberries, Loganberries, Red Raspberries and [&] Black Raspberries)	21	Prunes	14
Cherries	14	Walnuts	21
Elderberries	21		
Gooseberries	21		
Filberts	21		
Melons	3		
Nectarines	14		

PESTS [BUGS] [INSECTS] CONTROLLED [KILLED]

On Ornamental Plants

Aphid, Armyworm, Balsam Woolly Adelgid, Buckhorn Aphid, Cabbage Looper, Cucumber Beetle (adults) - spotted and [&] striped, Cutworm, European Pine Sawfly, Fall Webworm, Flea Beetle, Grasshopper, Gypsy Moth, Imported Cabbageworm, Japanese Beetle, Leafhopper, Looper, Northern Pine Weevil, Pine Chafer, Pine Coreid Bug, Red Pine Sawfly, Redheaded Pine Sawfly, Saltmarsh Caterpillar, Spittlebugs, Tent Caterpillar and [&] Whitefly

On Vegetables and [&] Melons

Alfalfa Caterpillar, Alfalfa Looper, Aphid, Armyworm, Artichoke Plume Moth, Beet Armyworm, Buckhorn Aphid, Cabbage Looper, Carrot Weevil, Celery Looper, Chinch Bug, Colorado Potato Beetle, Corn Earworm, Corn Rootworm (adults), Cowpea Curculio, Cucumber Beetle (adults) - spotted and [&] striped, Cutworm, Diamondback Moth, European Corn Borer, Flea Beetle, Grasshopper, Green Cloverworm, Imported Cabbageworm, Leafhopper, Looper, Lygus Bug, Mexican Bean Beetle, Painted Lady Caterpillar, Pea Aphid, Pea Weevil, Pepper Weevil, Pickleworm, Potato Leafhopper, Potato Psyllid, Potato Tuberworm, Rindworm, Saltmarsh Caterpillar, Sap Beetle, Southwestern Corn Borer, Squash Bug, Squash Vine Borer, Stalk Borer, Stink Bug, Tarnished Plant Bug, Tobacco Hornworm, Tomato Fruitworm, Tomato Hornworm, Tomato Pinworm, Vegetable Leafminer, Velvetbean Caterpillar, Western Bean Cutworm and [&] Whitefly

On Berries, Fruit and [&] Nut Trees

Apple Aphid, Black Cherry Aphid, Blueberry Spanworm, Cherry Fruitworm, Cranberry Fruitworm, Cranberry Weevil, Grasshoppers, Leafhoppers, Red Striped Fireworm, Codling Moth, Leafrollers, Leafhoppers, Green Fruit Worm, Plant Bugs, Oblique Banded Leafroller, Variegated Leafroller, Tentiform Leaf Miner, San Jose Scale (on fruit only), Tufted Apple Budmoth, Plum Curculio, Oriental Fruit Moth, Apple Maggot, Red-Banded Leafroller, Lesser Appleworm, Rosey Apple Aphid, Periodical Cicada, Pear Psylla, Pear Slug, Naval Orangeworm, Peach Twig Borer, Filbert Worm, Peach Tree Borer, Lesser Peach Tree Borer, Cherry Fruit Fly, American Plum Borer, Pecan Weevil, Hickory Shuckworm, Pecan Nut Casebearer, Pecan Aphids, Pecan Spittlebug, Pecan Stem Phylloxera, Pecan Leaf Phylloxera, Walnut Aphid and [&] Walnut Husk Fly

ON OTHER OUTDOOR SURFACES

BUGS [INSECTS] [PESTS] CONTROLLED [KILLED]

Ants, Cicadas, Cockroaches (including German and Asian Cockroaches), Crickets, Palmetto Bugs, Sowbugs, Pillbugs, Spiders, and Ticks.

MIXING INSTRUCTIONS
On Other Outdoor Surfaces

Amount to Use: 2 fluid ounces per gallon of water for 1000 square feet of outside surfaces [in a hose-end or tank sprayer].

[When using **Ortho Dial 'n Spray**[®]

1. Set dial to 2 ounces
2. Add 6 fluid ounces (12 Tbs) to sprayer jar. **DO NOT** add water.
3. Spray evenly over 3,000 sq ft (50' x 60')

1 Tablespoon (Tbs) = 3 teaspoons (tsp)

1 fl oz = 2 Tbs

HOW TO APPLY

[Use a Tank, **Ortho Dial 'n Spray**[®], or Hose-End Sprayer]. Spray outdoor surfaces of buildings, porches, patios, garages and [&] other areas where these bugs [insects] [pests] have been seen or are found. Do not spray in or near fishponds or other bodies of water.

ON LAWNS

BUGS [INSECTS] [PESTS] CONTROLLED [KILLED]

Fleas and [&] Ticks (including ticks [which (that) may carry Lyme disease])
Also kills foraging fire ants upon direct contact.

MIXING INSTRUCTIONS
On Lawns

Amount to Use: 2 tsp per gal of water for each 167 sq ft for hose-end sprayers

[*DINS icon*] When using **Ortho Dial 'n Spray**[®]

1. Set dial to 2 tsp.
2. Add 6 fl oz (12 Tbs) to sprayer jar. **DO NOT** add water.
3. Spray evenly over 3000 sq ft (50' x 60')

1 Tablespoon (Tbs) = 3 teaspoons (tsp)

1 fl oz = 2 Tbs

HOW TO APPLY

[Use a Tank, **Ortho Dial 'n Spray**[®], or Hose-End Sprayer].

- Measure lawn. Calculate square feet by multiplying length times width. [*walking man icon*]
- Spray evenly over measured area. Treat entire lawn. Also spray under trees and shrubs.
- [Treat fire ant mounds with Ortho Orthene[®] Fire ant Killer.]

Important: Do not spray animals. Dogs, cats, their kennels or bedding areas should also be treated with a registered flea and tick control product [such as (product name)] in conjunction with this application.

13
25

WHEN TO MOW LAWN

For best results, mow a day or two before spraying.

[reentry icon] People and pets may enter treated area after spray has dried.

STORAGE AND DISPOSAL

Do not contaminate water, food, or feed, by storage and disposal.

Pesticide Storage

Store in a cool, dry area. Always store pesticides in the original container. Store away from food and pet food

Pesticide Disposal and Container Handling

Nonrefillable container. Do not reuse or refill this container.

- If empty: Place in trash or offer for recycling if available.
- If partially filled: Call your local solid waste agency for disposal instructions. Never place unused product down any indoor or outdoor drain.

PRECAUTIONARY STATEMENTS HAZARDS TO HUMANS & DOMESTIC ANIMALS

CAUTION:

Harmful if swallowed or absorbed through skin. Causes moderate eye irritation. Avoid contact with skin, eyes or clothing. Prolonged or frequently repeated skin contact may cause allergic reactions in some individuals. Wash thoroughly with soap and water after handling.

FIRST AID:

IF SWALLOWED: Call a Poison Control Center or doctor immediately for treatment advice. Have person sip a glass of water if able to swallow. Do not induce vomiting unless told to do so by the Poison Control Center or doctor. Do not give anything by mouth to an unconscious person.

IF IN EYES: Hold eye open and rinse slowly and gently with water for 15-20 minutes. Remove contact lenses, if present, after the first 5 minutes, then continue rinsing eye. Call a Poison Control Center or doctor for treatment advice.

IF ON SKIN OR CLOTHING: Take off contaminated clothing. Rinse skin immediately with plenty of water for 15-20 minutes. Call a Poison Control Center or doctor for treatment advice.

Emergency Information call 1-800-225-2883.

ENVIRONMENTAL HAZARDS

This pesticide is extremely toxic to fish.

To protect the environment, do not allow pesticide to enter or run off into storm drains, drainage ditches, gutters or surface waters. Applying this product in calm weather when rain is not predicted for the next 24 hours will help to ensure that wind or rain does not blow or wash pesticide off the treatment area. Rinsing application equipment over the treated area will help avoid run off to water bodies or drainage systems.

PHYSICAL OR CHEMICAL HAZARDS

Do not use or store near heat or open flame.

14
25

NOTICE: Buyer assumes all responsibility for safety and use not in accordance with directions.

 **Questions, Comments or Medical Information ?**
call 1-800-225-2883

Ortho®, Dial 'n Spray®, Registered trademarks of Monsanto Company
EVERCIDE® - Registered trademark of McLaughlin Gormley King Co.

EPA Reg No. 1021-1778
EPA Est.
Superscript is first letter of lot number

15
25

28061-0509z

EVERCIDE® Emulsifiable Concentrate 28061

[indicates optional text]

ORTHO® [product name]
LOCK 'N SPRAY®

PEEL OFF
NEW!

Lock 'N Spray® *[logo]* SYSTEM
Easy [illustration]
Fast [illustration]
Clean [illustration]

Makes up to 96 gallons [of spray] (quart)
Covers up to 16,000 sq ft of lawn (quart)

[icon] [FOR] OUTDOOR USE ONLY

NEW FORMULA

Contains Esfenvalerate, a Synthetic Pyrethroid
Multi-Purpose Insect Killer
Low Odor

One Application:

- Kills Beetles (including Japanese Beetle), Cicadas, Caterpillars (including Tomato Hornworm), Ants, Fleas, Ticks (including ticks [which (that) may carry] Lyme disease) and [&] other lawn, garden and [&] nuisance pests [insects] [bugs]
- Kills on contact
- Kills [Controls over] [more than] 100 insects [bugs] [pests] on vegetables, flowers, lawns, and [&] shrubs

On [For] Roses, Flowers, Shrubs, Fruits, Vegetables, Lawns and [&] Other Outdoor Surfaces

Controls [Kills over] [more than] 100 insects [bugs] [pests]

Can be used on [most popular] fruits and [&] vegetables (see back panel for details)

Use in [on] Vegetable Gardens

Guaranteed Kill or your money back

Active Ingredient

Esfenvalerate 00.425%

Other Ingredients..... 99.575%

**KEEP OUT OF REACH OF CHILDREN
CAUTION**

See back panel booklet for additional precautionary statements.

NET 32 FL OZ (1 QT) 946 mL [1 PINT/16 FL OZ/473.16 mL]

16
25

Open Resealable Label
for Directions & Precautions
PRESS TO RESEAL


FOR USE WITH THE Lock 'N Spray® [logo] [SYSTEM]

[Product name] controls over 100 garden and nuisance pests. Reapply [product name] as directed for a more beautiful yard [garden].

[Product name] in the unique Lock 'N Spray System makes it fast and easy to control over 100 garden and nuisance pests. Reapply [product name] as directed for a more beautiful yard [garden]. Simply attach the Lock 'N Spray sprayer to this cartridge and the correct amount of [product name] and water mix automatically. No measuring. No mixing. No messy cleanup. And Lock 'N Spray cartridges are spill-proof!

The unique Lock 'N Spray System makes [product name] fast and easy to apply -- simply attach the Lock 'N Spray sprayer to this cartridge and the correct amount of [product name] and water mix automatically. No measuring. No mixing. No messy cleanup. And Lock 'N Spray cartridges are spill-proof!

Thank you for choosing Ortho. You'll like the results and so will your yard [lawn] and garden.

PRODUCT FACTS
KILLS PESTS [INSECTS] [BUGS] <ul style="list-style-type: none"> Garden Pests: Aphids, beetles (including Japanese beetle), cicadas, caterpillars (including tomato hornworm), whiteflies and other garden insects [and nuisance insects]. Nuisance Pests: Ants, fleas, ticks (including ticks which may carry Lyme disease) [including Lyme disease ticks], cockroaches, spiders and other nuisance pests [insects]. <p><i>[Option to list other pests listed on this label in this section.]</i></p>
WHERE TO USE/ AMOUNT TO SPRAY <ul style="list-style-type: none"> In Gardens[(On Flowers, Shrubs, Vegetables and [&] Fruits)]: Spray plant to wet the upper and lower leaf surfaces until dripping. [One quart (entire contents) makes 32 gallons of spray.] On Lawns: 1 [One] quart (entire contents) treats 16,000 sq. ft. [(1 Pint (entire contents) treats 8,000 sq. ft.)] For Nuisance Pests: Outdoors (32 oz. [1 quart] treats 16,000 sq. ft.) [(1 Pint treats 8,000 sq. ft.)] On Other Outdoor Surfaces: 1 [One] quart (entire contents) treats 16,000 sq. ft. [(1 Pint treats 8,000 sq. ft.)] <p>Do not use utensils for food use after using them for measuring this product.</p>
 Questions, Comments or Medical Information ? call 1-800-225-2883

Specially formulated for residential use.

DIRECTIONS FOR USE

It is a violation of Federal law to use this product in a manner inconsistent with its labeling.

Do not water the treated area to the point of run-off.

Do not make applications during rain.

All outdoor applications must be limited to spot or crack-and-crevice treatments only, except for the following permitted uses:

- (1) Treatment to soil and vegetation around structures;
- (2) Application to lawns, turf, and other vegetation;
- (3) Applications to building foundations, up to a maximum height of 3 feet.

Other than applications to building foundations, all outdoor applications to impervious surfaces such as sidewalks, driveways, patios, porches and structural surfaces (such as windows, doors, and eaves) are limited to spot and crack-and-crevice applications, only.

HOW TO USE THE Lock 'N Spray® [logo] SYSTEM

CONNECT <i>[illustration #1]</i>	Connect sprayer to hose.
ATTACH <i>[illustration #2]</i>	Attach cartridge to sprayer. Turn cartridge until it clicks into place.
SPRAY <i>[illustration #3]</i>	To begin spraying, rotate sprayer nozzle tip to direct spray up or down, or remove for a 20 to 25 foot (ft) jet spray. Turn on water and squeeze trigger.
FINISH <i>[Reverse illustration #2]</i>	<ul style="list-style-type: none"> • To stop spraying, release trigger, unlock cartridge and remove from sprayer. (No need to turn off water.) • To clean sprayer, flush with water, squeezing and releasing trigger in 2 short bursts. Turn off water. • Squeeze trigger to drain water from sprayer, then disconnect sprayer from hose.

Cartridge reseals itself automatically - No spills, no leaks!

HOW TO USE THE READY-TO-SPRAY SYSTEM

CONNECT	<ol style="list-style-type: none"> 1. Connect sprayer to hose. 2. Turn on water.
SPRAY	<ol style="list-style-type: none"> 1. To begin spraying, point in the direction you want to spray. 2. Bend small yellow plastic tab back and turn knob clockwise to ON position. 3. Spray evenly over measured area.
FINISH	<ol style="list-style-type: none"> 1. To stop spraying, turn knob counter-clockwise to OFF position. 2. Turn off water. 3. Relieve water pressure by bending yellow plastic tab back and turning knob to ON position until water slows to a drip. Then, turn knob back to OFF position. 4. Disconnect sprayer from hose.

IN GARDENS

PESTS [BUGS] [INSECTS] CONTROLLED [KILLED]

On Ornamental Plants

Aphid, Armyworm, Balsam Woolly Adelgid, Buckhorn Aphid, Cabbage Looper, Cucumber Beetle (adults) - spotted and [&] striped, Cutworm, European Pine Sawfly, Fall Webworm, Flea Beetle, Grasshopper, Gypsy Moth, Imported Cabbageworm, Japanese Beetle, Leafhopper, Looper, Northern Pine Weevil, Pine Chafer, Pine Coreid Bug, Red Pine Sawfly, Redheaded Pine Sawfly, Saltmarsh Caterpillar, Spittlebugs, Tent Caterpillar and [&] Whitefly

INSECTS CONTROLLED

On Ornamental Plants (including: roses, flowers & shrubs)

Aphid, armyworm, balsam woolly adelgid, buckhorn aphid, cabbage looper, cucumber beetle (adults) - spotted and striped, cutworm, European pine sawfly, fall webworm, flea beetle, grasshopper, gypsy moth, imported cabbageworm, Japanese beetle, leafhopper, looper, northern pine weevil, pine chafer, pine coreid bug, red pine sawfly, redheaded pine sawfly, saltmarsh caterpillar, spittlebugs, tent caterpillar and whitefly

On Vegetables & Melons

Alfalfa caterpillar, alfalfa looper, aphid, armyworm, artichoke plume moth, beet armyworm, buckhorn aphid, cabbage looper, carrot weevil, celery looper, chinch bug, Colorado potato beetle, corn earworm, corn rootworm (adults), cowpea curculio, cucumber beetle (adults) - spotted and striped, cutworm, diamondback moth, European corn borer, flea beetle, grasshopper, green cloverworm, imported cabbageworm, leafhopper, looper, lygus bug, Mexican bean beetle, painted lady caterpillar, pea aphid, pea weevil, pepper weevil, pickleworm, potato leafhopper, potato psyllid, potato tuberworm, rindworm, saltmarsh caterpillar, sap beetle, southwestern corn borer, squash bug, squash vine borer, stalk borer, stink bug, tarnished plant bug, tobacco hornworm, tomato fruitworm, tomato hornworm, tomato pinworm, vegetable leafminer, velvetbean caterpillar, western bean cutworm and whitefly.

On Berries, Fruit and [&] Nut Trees

Apple Aphid, Black Cherry Aphid, Blueberry Spanworm, Cherry Fruitworm, Cranberry Fruitworm, Cranberry Weevil, Grasshoppers, Leafhoppers, Red Striped Fireworm, Codling Moth, Leafrollers, Leafhoppers, Green Fruit Worm, Plant Bugs, Oblique Banded Leafroller, Variegated Leafroller, Tentiform Leaf Miner, San Jose Scale (on fruit only), Tufted Apple Budmoth, Plum Curculio, Oriental Fruit Moth, Apple Maggot, Red-Banded Leafroller, Lesser Appleworm, Rosey Apple Aphid, Periodical Cicada, Pear Psylla, Pear Slug, Naval Orangeworm, Peach Twig Borer, Filbert Worm, Peach Tree Borer, Lesser Peach Tree Borer, Cherry Fruit Fly, American Plum Borer, Pecan Weevil, Hickory Shuckworm, Pecan Nut Casebearer, Pecan Aphids, Pecan Spittlebug, Pecan Stem Phylloxera, Pecan Leaf Phylloxera, Walnut Aphid and [&] Walnut Husk Fly

HOW TO APPLY

Spray plant to wet the upper and lower leaf surfaces until dripping.

WHEN TO APPLY *[optional icon]*

Apply as necessary to maintain control waiting at least 7 days between each application.

19
25

VEGETABLES	DAYS TO WAIT TO HARVEST	VEGETABLES	DAYS TO WAIT TO HARVEST
Artichoke	7	Green Peas	3
Broccoli	3	Peppers	7
Cabbage	3	Potatoes	7
Carrots	7	Pumpkin	3
Cauliflower	3	Radishes	7
Collards	7	Snap Beans	3
Cucumbers	3	Squash	3
Dry Beans	21	Sweet Corn	1
Dry Peas	21	Tomatoes	1
Eggplant	7		
MELONS		DAYS TO WAIT TO HARVEST 3	

Fruits and [&] Nut Trees	Days to Harvest	Fruits and [&] Nut Trees	Days to Harvest
Almond	21	Peaches	14
Apple	21	Pecans	21
Apricot	14	Pears	28
Blueberry	14	Plums	14
Caneberries (Blackberries, Loganberries, Red Raspberries and [&] Black Raspberries)	21	Prunes	14
Cherries	14	Walnuts	21
Elderberries	21		
Gooseberries	21		
Filberts	21		
Melons	3		
Nectarines	14		

ON LAWNS

BUGS [INSECTS] [PESTS] CONTROLLED [KILLED]

Fleas and [&] Ticks (including ticks [which (that) may carry] Lyme disease)
Also kills foraging fire ants upon direct contact.

HOW TO APPLY

[walking man icon]

- Measure lawn. Calculate square feet by multiplying length times width. (2 oz. treats 1,000 sq. ft.)/[1 fl. Oz. treats 500 sq. ft.]
- Spray evenly over measured area. Treat entire lawn. Also spray under trees and shrubs.

WHEN TO MOW LAWN

For best results, mow a day or two before spraying.

20
25

ON OTHER OUTDOOR SURFACES

BUGS [INSECTS] [PESTS] CONTROLLED [KILLED]

Ants, Cicadas, Cockroaches (including German and Asian Cockroaches), Crickets, Palmetto Bugs, Sowbugs, Pillbugs, Spiders, and Ticks.

INSECTS CONTROLLED

Ants, cicadas, cockroaches (including German and Asian cockroaches), crickets, palmetto bugs, sowbugs, pillbugs, spiders and ticks (including ticks which may carry Lyme disease) [including Lyme disease ticks]

HOW TO APPLY

Spray outdoor surfaces of buildings, porches, patios, garages and other areas where these insects have been seen or are found. Do not spray in or near fishponds or other bodies of water. (2 [fl.]oz. treats 1,000 sq. ft.)/[1fl. Oz. treats 500 sq. ft.)]

IMPORTANT

[reentry icon] People and pets may enter treated area after spray has dried.

Do not spray animals [with this product]. [Dogs, cats, their kennels or bedding areas should also be treated with a registered flea and tick control product in conjunction with this application].

[For complete flea control, it is also important to control fleas indoors and on pets. Use a product registered for use on dogs and cats, such as [product name]. For indoors on carpets or pet resting areas, use a product such as [product name].]

STORAGE AND DISPOSAL [icon]

Do not contaminate water, food, or feed by storage and disposal.

Pesticide Storage

Store in a cool, dry area. Always store pesticides in the original container. Store away from food and pet food.

Pesticide Disposal and Container Handling

Nonrefillable container. Do not reuse or refill this container.

- If empty: Place in trash or offer for recycling if available.
- If partially filled: Call your local solid waste agency for disposal instructions. Never place unused product down any indoor or outdoor drain.

21
25

PRECAUTIONARY STATEMENTS [icon]

HAZARDS TO HUMANS & DOMESTIC ANIMALS

CAUTION: Harmful if swallowed or absorbed through skin. Causes moderate eye irritation. Avoid contact with skin, eyes or clothing. Prolonged or frequently repeated skin contact may cause allergic reactions in some individuals. Wash thoroughly with soap and water after handling.

FIRST AID: IF SWALLOWED: Call a Poison Control Center or doctor immediately for treatment advice. Have person sip a glass of water if able to swallow. Do not induce vomiting unless told to do so by the Poison Control Center or doctor. Do not give anything by mouth to an unconscious person.

IF IN EYES: Hold eye open and rinse slowly and gently with water for 15-20 minutes. Remove contact lenses, if present, after the first 5 minutes, then continue rinsing eye. Call a Poison Control Center or doctor for treatment advice.

IF ON SKIN OR CLOTHING: Take off contaminated clothing. Rinse skin immediately with plenty of water for 15-20 minutes. Call a Poison Control Center or doctor for treatment advice.
Emergency Information call 1-800-225-2883.


ENVIRONMENTAL HAZARDS

This pesticide is extremely toxic to fish.
To protect the environment, do not allow pesticide to enter or run off into storm drains, drainage ditches, gutters or surface waters. Applying this product in calm weather when rain is not predicted for the next 24 hours will help to ensure that wind or rain does not blow or wash pesticide off the treatment area. Rinsing application equipment over the treated area will help avoid run off to water bodies or drainage systems.

PHYSICAL OR CHEMICAL HAZARDS

Do not use or store near heat or open flame.

NOTICE: Buyer assumes all responsibility for safety and use not in accordance with directions.

 **Questions, Comments or Medical Information ?**
call 1-800-225-2883

Ortho®, Lock 'n Spray®, Registered trademarks of Monsanto Company
EVERCIDE® - Registered trademark of McLaughlin Gormley King Co.

EPA Reg No. 1021-1778
EPA Est.
Superscript is first letter of lot number

BUG BUSTER_{II}

22
25

Control Lawn, Ornamental, and Outdoor House and Garden Pests

One Application Kills Beetles (including Japanese Beetle),
Cicadas, Caterpillars (Including Tomato Hornworm), Grasshoppers, Ants, Fleas, Ticks & Other Lawn, Garden & Nuisance Insects

For Roses, Flowers, Shrubs, Fruits, Vegetables,
Lawns & Other Outdoor Surfaces



Active Ingredient:	
Esfenvalerate	00.425%
Other Ingredients	99.575%
TOTAL	100.000%

NET CONTENTS: _____

KEEP OUT OF REACH OF CHILDREN CAUTION

FIRST AID
IF SWALLOWED: Call a Poison Control Center or doctor immediately for treatment advice. Have person sip a glass of water if able to swallow. Do not induce vomiting unless told to do so by the Poison Control Center or doctor. Do not give anything by mouth to an unconscious person.
IF IN EYES: Hold eye open and rinse slowly and gently with water for 15-20 minutes. Remove contact lenses, if present, after the first 5 minutes, then continue rinsing eye. Call a Poison Control Center or doctor for treatment advice.
IF ON SKIN OR CLOTHING: Take off contaminated clothing. Rinse skin immediately with plenty of water for 15-20 minutes. Call a Poison Control Center or doctor for treatment advice.
Have the product container or label with you when calling a poison control center or doctor, or going for treatment. For information regarding medical emergencies or pesticide incidents, call 1-888-740-8712.

PRECAUTIONARY STATEMENTS

HAZARDS TO HUMANS AND DOMESTIC ANIMALS

CAUTION: Harmful if swallowed or absorbed through skin. Causes moderate eye irritation. Avoid contact with skin, eyes or clothing. Prolonged or frequently repeated skin contact may cause allergic reactions in some individuals. Wash thoroughly with soap and water after handling.

ENVIRONMENTAL HAZARDS

This pesticide is extremely toxic to fish. To protect the environment, do not allow pesticide to enter or run off into storm drains, drainage ditches, gutters or surface waters. Applying this product in calm weather when rain is not predicted for the next 24 hours will help to ensure that wind or rain does not blow or wash pesticide off the treatment area. Rinsing application equipment over the treated area will help avoid run off to water bodies or drainage systems.

PHYSICAL OR CHEMICAL HAZARDS

Do not use or store near heat or open flame.

PRODUCT USAGE

Kills Insects: Spiders, Ants, Aphids, Fleas, Ticks, Crickets, Cockroaches and Many More.

Use as a Yard & Lawn Spray, Rose and Flower Spray, Fruit & Vegetable Garden Spray, Fruit and Nut Tree Spray, Ornamental Tree and Shrub Spray, Outside Perimeter Spray, Deck and Patio Spray.

DIRECTIONS FOR USE

It is a violation of Federal law to use this product in a manner inconsistent with its labeling.

23
25

Do not water the treated area to the point of run-off. Do not make applications during rain.

All outdoor applications must be limited to spot or crack-and-crevice treatments only, except for the following permitted uses:

- 1) Treatment to soil and vegetation around structures;
- 2) Application to lawns, turf, and other vegetation;
- 3) Applications to building foundations, up to a maximum height of 3 feet.

Other than applications to building foundations, all outdoor applications to impervious surfaces such as sidewalks, driveways, patios, porches and structural surfaces (such as windows, doors, and eaves) are limited to spot and crack-and-crevice applications, only.

SHAKE WELL BEFORE USE.

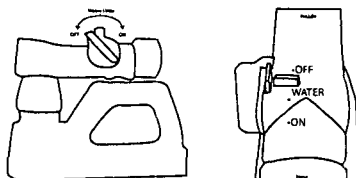
AMOUNT TO USE: 1 Fl. Oz. (2 Tbs.) per gallon of water for tank or hose-end sprayer.
1 Tablespoon (Tbs.) = 3 teaspoons (tsp); 1 Fl. Oz. = 2 Tbs.

If this product is packaged in a Hose-End Sprayer, follow the directions below.

HOW TO USE THIS HOSE-END SPRAYER

SHAKE WELL BEFORE USE.

1. Connect sprayer to hose and turn on water.
2. Point in the direction you want to spray, turn the sprayer control knob to the ON position, and spray.
3. To stop, turn the sprayer control knob to the OFF position and turn off the water.
4. When finished, relieve water pressure by turning the control knob back to ON till the line is depressurized, then turn back to OFF.
5. Disconnect the sprayer from the hose.



IN GARDENS

INSECTS CONTROLLED

On Ornamental Plants

Aphid, Armyworm, Balsam Woolly Adelgid, Buckhorn Aphid, Cabbage Looper, Cucumber Beetle (adults) – spotted & striped, Cutworm, European Pine Sawfly, Fall Webworm, Flea Beetle, Grasshopper, Gypsy Moth, Imported Cabbageworm, Japanese Beetle, Leafhopper, Looper, Northern Pine Weevil, Pine Chafer, Pine Coreid Bug, Red Pine Sawfly, Redheaded Pine Sawfly, Saltmarsh Caterpillar, Spittlebugs, Tent Caterpillar and Whitefly.

On Vegetables & Melons

Alfalfa Caterpillar, Alfalfa Looper, Aphid, Armyworm, Artichoke Plume Moth, Beet Armyworm, Buckhorn Aphid, Cabbage Looper, Carrot Weevil, Celery Looper, Chinch Bug, Colorado Potato Beetle, Corn Earworm, Corn Rootworm (adults), Cowpea Curculio, Cucumber Beetle (adults) – spotted and striped, Cutworm, Diamondback Moth, European Corn Borer, Flea Beetle, Grasshopper, Green Cloverworm, Imported Cabbageworm, Leafhopper, Looper, Lygus Bug, Mexican Bean Beetle, Painted Lady Caterpillar, Pea Aphid, Pea Weevil, Pepper Weevil, Pickleworm, Potato Leafhopper, Potato Psyllid, Potato Tuberworm, Rindworm, Saltmarsh Caterpillar, Sap Beetle, Southwestern Corn Borer, Squash Bug, Squash Vine Borer, Stalk Borer, Stink Bug, Tarnished Plant Bug, Tobacco Hornworm, Tomato Fruitworm, Tomato Hornworm, Tomato Pinworm, Vegetable Leafminer, Velvetbean Caterpillar, Western Bean Cutworm and Whitefly.

On Berries, Fruit & Nut Trees

Apple Aphid, Black Cherry Aphid, Blueberry Spanworm, Cherry Fruitworm, Cranberry Fruitworm, Cranberry Weevil, Grasshoppers, Leafhoppers, Red Striped Fireworm, Codling Moth, Leafrollers, Leafhoppers, Green Fruit Worm, Plant Bugs, Oblique Banded Leafroller, Variegated Leafroller, Tentiform Leaf Miner, San Jose Scale (on fruit only), Tufted Apple Budmoth, Plum Curculio, Oriental Fruit Moth, Apple Maggot, Red-Banded Leafroller, Lesser Appleworm, Rosey Apple Aphid, Periodical Cicada, Pear Psylla, Pear Slug, Naval Orangeworm, Peach Twig Borer, Filbert Worm, Peach Tree Borer, Lesser Peach Tree Borer, Cherry Fruit Fly, American Plum Borer, Pecan Weevil, Hickory Shuckworm, Pecan Nut Casebearer, Pecan Aphids, Pecan Spittlebug, Pecan Stem Phylloxera, Pecan Leaf Phylloxera, Walnut Aphid and Walnut Husk Fly.

How To Apply

Spray plant to wet the upper and lower leaf surfaces until dripping.

When To Apply

Apply as necessary to maintain control waiting at least 7 days between each application.

VEGETABLES	DAYS TO HARVEST	VEGETABLES	DAYS TO HARVEST
Artichoke	7	Green Peas	3
Broccoli	3	Melons	3
Cabbage	3	Peppers	7
Carrots	7	Potatoes	7

24
25

Cauliflower	3	Pumpkin	3
Collards	7	Radishes	7
Cucumbers	3	Snap Beans	3
Dry Beans	21	Squash	3
Dry Peas	21	Sweet Corn	1
Eggplant	7	Tomatoes	1

FRUITS & NUT TREES	DAYS TO HARVEST	FRUITS & NUT TREES	DAYS TO HARVEST
Almond	21	Melons	3
Apple	21	Nectarines	14
Apricot	14	Peaches	14
Blueberry	14	Pecans	21
Caneberries (Blackberries, Loganberries, Red Raspberries & Black Raspberries)	21	Pears	28
Cherries	14	Plums	14
Elderberries	21	Prunes	14
Filberts	21	Walnuts	21
Gooseberries	21		

ON LAWNS

INSECTS CONTROLLED

Fleas & Ticks (including ticks which may carry Lyme disease). Also kills foraging fire ants upon direct contact.

How To Apply

- Measure lawn. Calculate square feet by multiplying length times width. 1 fl. oz. treats 500 sq. ft.
- Spray evenly over measured area. Treat entire lawn. Also spray under trees and shrubs.

When To Mow Lawn

For best results, mow a day or two before spraying.

ON OTHER OUTDOOR SURFACES

Insects Controlled

Ants, Cicadas, Cockroaches (including German and Asian Cockroaches), Crickets, Palmetto Bugs, Sowbugs, Pillbugs, Spiders and Ticks.

How To Apply

Spray outdoor surfaces of building, porches, patios, garages and other areas where these insects have been seen or are found. Do not spray in or near fishponds or other bodies of water. 1 fl. oz. treats 500 sq. ft.

Important

People and pets may enter treated area after spray has dried.

Do not spray animals. Dogs, cats, their kennels or bedding areas should also be treated with a registered flea and tick control product in conjunction with this application.

For complete flea control, it is also important to control fleas indoors and on pets. Use a product registered for use on dogs and cats.

STORAGE AND DISPOSAL

Do not contaminate water, food, or feed by storage and disposal.

PESTICIDE STORAGE: Store in a cool, dry area. Always store pesticides in original container. Store away from food and pet food.

PESTICIDE DISPOSAL AND CONTAINER HANDLING: Nonrefillable container. Do not reuse or refill this container. **If empty:** Place in trash or offer for recycling if available. **If partially filled:** Call your local solid waste agency for disposal instructions. Never place unused product down any indoor or outdoor drain.

25
25

NOTICE

Buyer assumes all responsibility for safety and use not in accordance with directions.