

1021-1778

7/19/2010

1021



UNITED STATES ENVIRONMENTAL PROTECTION AGENCY
WASHINGTON, D.C. 20460

OFFICE OF
PREVENTION, PESTICIDES
AND TOXIC SUBSTANCES

July 19, 2010

Mr. Thomas Lennan
McLaughlin Gormley King Company
8810 Tenth Avenue North
Minneapolis, MN 55427

Subject: Label Notification(s) for Pesticide Registration Notice 98-10

Dear Mr. Lennan:

The Agency is in receipt of your Application(s) for Pesticide Notification under Pesticide Registration Notice (PRN) 98-10 dated April 30, 2010 for the following product(s):

EVECID E Emulsifiable Concentrate 28061 EPA Reg. No. 1021-1778

The Registration Division (RD) has conducted a review of this request for applicability under PRN 98-10 and finds that the label change(s) requested falls within the scope of PRN 9810. The label has been date-stamped "Notification" and will be placed in our records.

Please be reminded that 40 CFR Part 156.140(a)(4) requires that a batch code, lot number, or other code identifying the batch of the pesticide distributed and sold be placed on nonrefillable containers. The code may appear either on the label (and can be added by non-notification/PR Notice 98-10) or durably marked on the container itself.

If you have any questions, please contact Regina Foushee'-Smith at 703-605-0780.

Sincerely,

A handwritten signature in black ink that reads "Richard J. Gebken".

Richard J. Gebken
Product Manager
Insecticide Branch
Registration Division (7505P)

20f21

	United States Environmental Protection Agency Washington, DC 20460	Registration Amendment Other	OPP Identifier Number
		X	
	Application for Pesticide - Section I		

1. Company/Product Number 1021-1778	2. EPA Product Manager Richard Gepken	3. Proposed Classification <input checked="" type="checkbox"/> None <input type="checkbox"/> Restricted
4. Company/Product (Name) EVERCIDE® Emulsifiable Concentrate 28061	PM# 13	
5. Name and Address of Applicant (Include Zip Code) McLAUGHLIN GORMLEY KING COMPANY 8810 TENTH AVENUE NORTH MINNEAPOLIS, MN 55427 <input type="checkbox"/> Check if this is a new address		6. Expedited Review. In accordance with FIFRA Section 3(c)(3)(b)(i), my product is similar or identical in composition and labeling to: EPA Reg. No. NOTIFICATION Product Name JUL 19 2010

Section - II


<input type="checkbox"/> Amendment - Explain below.	<input type="checkbox"/> Final printed labels in response to Agency letter dated _____
<input type="checkbox"/> Resubmission in response to Agency letter dated _____	<input type="checkbox"/> "Me Too" Application.
<input checked="" type="checkbox"/> Notification - Explain below.	<input type="checkbox"/> Other - Explain below.

Explanation: Use additional page(s) if necessary. (For section I and Section II.)
 Notification pursuant to PR-Notice 98-10

Section - III

1. Material This Product Will Be Packaged In:				2. Type of Container	
Child-Resistant Packaging <input type="checkbox"/> Yes* <input checked="" type="checkbox"/> No	Unit Packaging <input type="checkbox"/> Yes <input checked="" type="checkbox"/> No	Water Soluble Packaging <input type="checkbox"/> Yes <input checked="" type="checkbox"/> No		<input type="checkbox"/> Metal	<input checked="" type="checkbox"/> Plastic
*Certification must be submitted		If "Yes" Unit Packaging wgt.	No. per container	If "Yes" Package wgt.	No. per container
3. Location of Net Contents information <input checked="" type="checkbox"/> Label <input type="checkbox"/> Container		4. Size(s) Retail Container 4-32 oz.		5. Location of Label Directions <input checked="" type="checkbox"/> On Label <input type="checkbox"/> On Labeling accompanying product	
6. Manner in Which Label is Affixed to Product <input type="checkbox"/> Lithograph <input type="checkbox"/> Other <input checked="" type="checkbox"/> Paper glued <input type="checkbox"/> Stenciled					

Section - IV

1. Contact Point (Complete items directly below for identification of individual to be contacted, if necessary, to process this application.)		
Name Thomas A. Lennan	Title Regulatory Affairs Specialist	Telephone No. (Include Area Code) (763) 544-0341
Certification I certify that the statements I have made on this form and all attachments thereto are true, accurate and complete. I acknowledge that any knowingly false or misleading statement may be punishable by fine or imprisonment or both under applicable law.		6. Date Application Received (Stamped)
2. Signature 	3. Title Regulatory Affairs Specialist	
4. Typed Name Thomas A. Lennan	5. Date 4/30/2010	



McLAUGHLIN GORMLEY KING COMPANY

8810 Tenth Avenue North • Minneapolis, MN 55427-4319 U.S.A.
763-544-0341 • 800-645-6466 • Fax 763-544-6437 • www.mgk.com

April
March 30, 2009

Document Processing Desk (NOTIF)
U.S. ENVIRONMENTAL PROTECTION AGENCY
Office of Pesticide Programs (H7504P)
Room S-4900, One Potomac Yard
2777 South Crystal Dr.
Arlington, VA 22202-4501

Via Courier

Subject: EVERCIDE® Emulsifiable Concentrate 28061
EPA Reg. No. 1021-1778
Notification Per PR-Notice 98-10

Dear Sir or Madam:

By Notification we are adding several bulleted marketing phrases and also directions for use for hose end sprayers, an already accepted use, that are specific to a customer's device.

Enclosed are 2 copies of the label. One copy has changes highlighted.

I certify that no other changes have been made to the labeling or the confidential statement of formula of this product. I understand that it is a violation of 18 U.S.C. Sec. 1001 to willfully make any false statement to EPA. I further understand that if this notification is not consistent with the terms of PR Notice 98-10 and 40 CFR 152.46, then this product may be in violation of FIFRA and I may be subject to enforcement action and penalties under sections 12 and 14 of FIFRA.

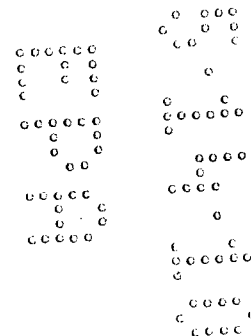
If there are any questions or you need anything further, please contact this office.

Sincerely,

McLAUGHLIN GORMLEY KING COMPANY

Thomas A. Lennan
Regulatory Affairs Specialist

Enclosure



4 of 21

NOTIFICATION

JUL 19 2010

EVERCIDE® Emulsifiable Concentrate 28061

28061_1021-1778_0410

MGK®

McLAUGHLIN
GORMLEY
KING COMPANY

8810 Tenth Avenue N./ Minneapolis, Minnesota 55427-4319 U.S.A. Telephone (763) 544-0341

[] denotes optional wording.

Water Dilutable Concentrate To Control Lawn, Ornamental, and Outdoor House and Garden Pests Around Residential Structures Only

[Kills Over 110 Insects.] [Kills on contact.] [Kills Insects in Lawns, Vegetable Gardens & Fruit Trees.] [Kills insects on Lawns and in Gardens.] [Attach directly to garden hose and spray.] [Spray Yard and Lawn.] [Spray Roses and Flowers.] [Spray Vegetable Garden.] [Spray Fruit and Nuts in Garden and on Trees.] [Spray Ornamentals, Trees and Shrubs.] [Spray Outside Perimeter of Home and Garage. Spray Deck and Patio.]

[Use as a Yard & Lawn Spray, Rose and Flower Spray, Fruit & Vegetable Garden Spray, Fruit and Nut Tree Spray, Ornamental Tree and Shrub Spray, Outside Perimeter Spray, Deck and Patio Spray.] [Waterbased Formulation.]

[32 oz. Treats up to 16,000 Square Feet (Sq. ft. , ft²). 16 oz. Treats up to 8,000 Square Feet (Sq. ft. , ft²).]

[Kills Ticks and Deer Ticks that may carry Lyme disease.] [Kills Foraging Fire Ants on contact in your Lawn and Garden.] [Kills Insects around the perimeter of your Home, on your Deck and Patio.] [Acts as a barrier outside to stop insect from coming(inside) into your home.] [Attach directly to garden hose and spray.] [Contains Esfenvalerate, a Synthetic Pyrethroid] [Concentrated Formula] [Treats 8,000 sq. ft. [area]] [Treats 100' x 80' [area].] [Waterbased formulation][Treats 100' x 80'] [Treats up to 8,000 sq ft. or 100' x 80']

ACTIVE INGREDIENTS:

Esfenvalerate (S)-cyano(3-phenoxyphenyl)methyl-(S)-4-chloro-alpha-(1-methylethyl)benzeneacetate 0.425%

OTHER INGREDIENTS 99.575%

100.000%

EVERCIDE® - Registered trademark of McLaughlin Gormley King Co.

KEEP OUT OF REACH OF CHILDREN

CAUTION

FIRST AID

IF SWALLOWED	<ul style="list-style-type: none"> Call a poison control center or doctor immediately for treatment advice. Have person sip a glass of water if able to swallow. Do not induce vomiting unless told to do so by the poison control center or doctor. Do not give anything by mouth to an unconscious person.
IF IN EYES:	<ul style="list-style-type: none"> Hold eye open and rinse slowly and gently with water for 15-20 minutes. Remove contact lenses, if present, after the first 5 minutes, then continue rinsing eye. Call a poison control center or doctor for treatment advice.
IF ON SKIN OR CLOTHING:	<ul style="list-style-type: none"> Take off contaminated clothing. Rinse skin immediately with plenty of water for 15-20 minutes. Call a poison control center or doctor for treatment advice.

Have the product container or label with you when calling a poison control center or doctor, or going for treatment. For information regarding medical emergencies or pesticide incidents, call 1-888-740-8712

PRECAUTIONARY STATEMENTS
HAZARDS TO HUMANS AND DOMESTIC ANIMALS

CAUTION

Harmful if swallowed or absorbed through skin. Causes moderate eye irritation. Avoid contact with skin, eyes or clothing. Prolonged or frequently repeated skin contact may cause allergic reactions in some individuals. Wash thoroughly with soap and water after handling.

ENVIRONMENTAL HAZARDS

This pesticide is extremely toxic to fish. To protect the environment, do not allow pesticide to enter or run off into storm drains, drainage ditches, gutters or surface waters. Applying this product in calm weather when rain is not predicted for the next 24 hours will help to ensure that wind or rain does not blow or wash pesticide off the treatment area. Rinsing application equipment over the treated area will help avoid run off to water bodies or drainage systems.

PHYSICAL OR CHEMICAL HAZARDS

Do not use or store near heat or open flame.

[PRODUCT USAGE:

Kills Insects: Spiders, Ants, Aphids, Fleas, Ticks, Crickets, Cockroaches and Many More.

Use On: Fruit Trees, Vegetables, Roses, Flowers, Lawns, Trees and Shrubs.]

DIRECTIONS FOR USE

It is a violation of Federal Law to use this product in a manner inconsistent with its labeling.

Do not water the treated area to the point of run-off.

Do not make applications during rain.

All outdoor applications must be limited to spoy or crack-and-crevice treatments only, except for the following permitted uses:

- (1) Treatment to soil and vegetation around structures;
(2) Application to lawns, turf, and other vegetation;
(3) Applications to building foundations, up to a maximum height of 3 feet.

Other than applications to building foundations, all outdoor applications to impervious surfaces such as sidewalks, driveways, patios, porches and structural surfaces (such as windows, doors, and eaves) are limited to spot and crack-and-crevice applications, only.

SHAKE WELL BEFORE USE

FOR GARDEN VEGETABLE PESTS: Mix EVERCIDE® Emulsifiable Concentrate 28061 in a tank type sprayer or hose end sprayer, at the rate of 1 fluid ounce per gallon of water.

Note: 1 Fluid Ounce = 2 Tablespoonsful = 6 Teaspoonsful.

Do not use utensils for food use after using them for measuring this product.

TO CONTROL THE FOLLOWING INSECTS: Alfalfa Caterpillar, Alfalfa Looper, Aphid, Armyworm, Artichoke Plume Moth, Beet Armyworm, Buckhorn Aphid, Cabbage Looper, Carrot Weevil, Celery Looper, Chinch Bug, Cicada, Colorado Potato Beetle, Corn Earworm, Corn Rootworm (adults), Cowpea Curculio, Cucumber Beetle (adults) - spotted and striped, Cutworm, Diamondback Moth, European Corn Borer, Flea Beetle, Grasshopper, Green Cloverworm, Imported Cabbageworm, Leafhopper, Looper, Lygus Bug, Mexican Bean Beetle, Painted Lady Caterpillar, Pea Aphid, Pea Weevil, Pepper Weevil, Pickleworm, Potato Leafhopper, Potato Psyllid, Potato Tuberworm, Rindworm, Saltmarsh Caterpillar, Sap Beetle, Southwestern Corn Borer, Squash Bug, Squash Vine Borer, Stalk Borer, Stink Bug, Tarnished Plant Bug, Tobacco Hornworm, Tomato Fruitworm, Tomato Hornworm, Tomato Pinworm, Vegetable Leafminer, Velvetbean Caterpillar, Western Bean Cutworm and Whitefly.

To control listed insects, apply the spray to provide thorough coverage of upper and lower leaf surfaces. Apply as necessary to maintain control waiting at least 7 days between each application.

FOR USE ON THE FOLLOWING VEGETABLES

Table with 6 columns: CROP, DAYS TO HARVEST, CROP, DAYS TO HARVEST, CROP, DAYS TO HARVEST. Lists various crops like Artichoke, Broccoli, Cabbage, Carrots, Cauliflower, Collards, Cucumbers, Dry Beans, Dry Peas, Eggplant, Green Peas, Melons, Peppers, Potatoes, Pumpkin, Radishes, Snap Beans, Squash, Sweet Corn, Tomatoes.

FOR GARDEN TREE FRUITS, NUTS, AND BERRIES: Mix EVERCIDE® Emulsifiable Concentrate 28061 in a tank type or hose end sprayer at the rate of 1 fluid ounce per gallon of water. Apply as a full coverage spray to upper and lower leaf surfaces. Spray to wet but not to the point of runoff. Apply as necessary to maintain control waiting at least 7 days between each application.

TO CONTROL THE FOLLOWING INSECTS: Apple Aphid, Black Cherry Aphid, Blueberry Spanworm, Cherry Fruitworm, Cranberry Fruitworm, Cranberry Weevil, Grasshoppers, Leafhoppers, Red Striped Fireworm, Codling Moth, Leafrollers, Leafhoppers, Green Fruit Worm, Plant Bugs, Oblique Banded Leafroller, Variegated Leafroller, Tentiform Leaf Miner, San Jose Scale (on fruit only), Tufted Apple Budmoth, F-jum Curculio, Oriental Fruit Moth, Apple Maggot, Red-Banded Leafroller, Lesser Appleworm, Rosey Apple Aphid, Periodical Cicada, Pear Psylla, Pear Slug, Naval Orange Worm, Peach Twig Borer, Filbert Worm, Peach Tree Borer, Lesser Peach Tree Borer, Cherry Fruit Fly, American Plum Borer, Pecan Weevil, Hickory Shuckworm, Pecan Nut Casebearer, Pecan Aphids, Pecan Spittlebug, Pecan Stem Phylloxera, Pecan Leaf Phylloxera, Walnut Aphid, Walnut Husk Fly.

Table with 4 columns: CROP, DAYS TO HARVEST, CROP, DAYS TO HARVEST. Lists crops like Apple, Almond, Blueberry, Caneberries, Blackberries, Loganberries, Red Raspberries, Black Raspberries, Elderberries, Gooseberries, Filberts, Pecans, Pears, Stone Fruits, Apricot, Cherries, Nectarines, Peaches, Plums, Prunes, Walnuts.

00921

FOR USE ON ORNAMENTAL PLANTS (Annuals and Perennials), SHRUBS & ROSES: Mix EVERCIDE Emulsifiable Concentrate 28061 in a tank type or hose end sprayer at the rate of 1 fluid ounce per gallon of water. Apply to cover upper and lower leaf surfaces. Spray to wet but not to the point of runoff. Apply as necessary to maintain control waiting at least 7 days between each application.

TO CONTROL THE FOLLOWING INSECTS: Alfalfa Caterpillar, Alfalfa Looper, Aphid, Armyworm, Artichoke Plume Moth, Beet Armyworm, Buckhorn Aphid, Cabbage Looper, Carrot Weevil, Celery Looper, Chinch Bug, Cicada, Colorado Potato Beetle, Corn Earworm, Corn Rootworm (adults), Cowpea Curculio, Cucumber Beetle (adults) - spotted and striped, Cutworm, Diamondback Moth, European Corn Borer, Flea Beetle, Grasshopper, Green Cloverworm, Imported Cabbageworm, Leafhopper, Looper, Lygus Bug, Mexican Bean Beetle, Painted Lady Caterpillar, Pea Aphid, Pea Weevil, Pepper Weevil, Pickleworm, Potato Leafhopper, Potato Psyllid, Potato Tuberworm, Rindworm, Saltmarsh Caterpillar, Sap Beetle, Southwestern Corn Borer, Squash Bug, Squash Vine Borer, Stalk Borer, Stink Bug, Tarnished Plant Bug, Tobacco Hornworm, Tomato Fruitworm, Tomato Hornworm, Tomato Pinworm, Vegetable Leafminer, Velvetbean Caterpillar, Western Bean Cutworm, Whitefly, Japanese Beetle, Spittlebugs, Redheaded Pine Sawfly, Balsam Woolly Adelgid, Pine Chafer, Red Pine Sawfly, Pine Coreid Bug, European Pine Sawfly, Northern Pine Weevil.

LAWN FLEA TICK CONTROL:

To kill fleas ticks harboring in lawns and backyards, use this concentrate in a hose-end sprayer. Place required amount of concentrate in sprayer jar (see chart below) and fill with water to the recommended level. Mix well. Attach to sprayer and spray as recommended. For best results, lawn should be mowed a day or two before spraying. Spray using a slow, even sweeping motion, being sure to cover the entire lawn surface where the pets will normally frequent. Spray under ornamentals and trees, but avoid soaking young or flowering plants. Kills on contact the Ixodes scapularis tick (deer tick), which may carry lyme disease. Also kills foraging fire ants upon direct contact. A registered fire ant mound treatment should also be used in conjunction with this product.

Keep pets and children out of treated areas until after the spray has dried. Do not spray animals. Dogs, cats, their kennel or bedding area should also be treated with a registered flea and tick control product in conjunction with this application.

HOSE END SPRAY APPLICATION

Amount of Product to Use Fluid Ounces*	Amount of Water to Use	Area to be Treated
1 fluid ounce	3 gallons	500 sq. ft. (50' x 10')
2 fluid ounces	6 gallons	1,000 sq. ft. (50' x 20')
4 fluid ounces	12 gallons	2,000 sq. ft. (50' x 40')

[HOW TO USE THE READY-TO-SPRAY-SYSTEM

1. Connect sprayer to hose and turn on water.
2. Point in the direction you want to spray, turn the sprayer control knob to the ON position, and spray.
3. To stop, turn the sprayer control knob to the OFF position and turn off the water.
4. When finished, relieve water pressure by turning the control knob back to ON till the line is depressurised, then turn back to OFF.
5. Disconnect the sprayer from the hose.]

[DIRECTIONS FOR HOSE-END SPRAYER

The enclosed hose-end sprayer is calibrated to deliver the correct amount of product in accordance with label directions. Use this sprayer ONLY with the accompanying bottle in accordance with the label directions.

1. Make certain the valve is in the OFF position.
2. Screw the sprayer attachment onto the garden hose.
3. Remove the cap from the bottle and carefully screw the bottle counter-clockwise into the sprayer attachment until tight.
4. Turn on water at faucet while aiming the sprayer toward the lawn and turn the control knob of the sprayer attachment to the ON position to begin spraying.
5. When finished spraying, turn the control knob to the OFF position. Discharge residual water pressure by turning water supply OFF and re-open the control knob.

If this product is packaged in a Hose-End Sprayer, follow the directions below.

[HOW TO USE THIS HOSE-END SPRAYER

SHAKE WELL BEFORE USE

1. Before you start, the blue top water flow valve should be in the "OFF" position, and the red product flow valve should be in the up, "OFF" position.
2. Shake container well and attach it to your garden hose.
3. Turn on the water from your faucet.
4. To apply, remove side pin (labeled "PULL OUT") and rotate red product flow valve to "ON"; then while holding sprayer at waist level and pointing in a direction away from face and body, push blue water flow valve forward to activate water.
5. When you are finished spraying or if you have to stop spraying at any time, press blue water flow valve with thumb to the rear to shut off water and return side red valve to the upright "OFF" position and replace side pin.
6. Turn off the water at the faucet.
7. Remove the container from the garden hose; then rinse thoroughly and store according to storage instructions.]

[DIRECTIONS FOR Ready-to-Use Spray System.]

1. Connect sprayer to hose end and turn on water.
2. Point in the direction you want to spray, turn the sprayer control knob to the ON position, and spray.
3. To stop, turn the sprayer control knob to the OFF position and turn off the water.
4. When finished, relieve water pressure by turning the control knob back to ON till the line is depressurized, then turn back to OFF.
5. Disconnect the sprayer from the hose.]

FOR OUTDOOR PESTS: Mix EVERCIDE® Emulsifiable Concentrate 28061 in a tank type or hose end sprayer or watering can at the rate of 2 fluid ounces per gallon of water to control on contact ants, cicadas, cockroaches (including German and Asian cockroaches), crickets, palmetto bugs, pillbugs, sowbugs, spiders, and ticks. Use at the rate of 1 gallon (diluted spray) per 1,000 square feet to outside surfaces of buildings, porches, patios, garages and other areas where these pests have been seen or are found. Do not spray in or near fish ponds or other bodies of water. Do not allow spray to contact ornamental plants or shrubs because of possible injury.

Building Perimeter Treatment: To help prevent infestations of buildings by ants, centipedes, crickets, sowbugs, pillbugs, and spiders, treat a 12-18 inch band of soil or other substrate adjacent to buildings and the building foundation to a height of 2 to 3 feet where these pests are active and may find entrance. Use 16 fluid ounces of concentrate per gallon of water and apply as a coarse wet spray at the rate of 1 gallon per 1,000 square feet.

STORAGE AND DISPOSAL

Do not contaminate water, food, or feed by storage and disposal.

Pesticide Storage

Store in a cool, dry area. Always store pesticides in the original container. Store away from food and pet food.

Pesticide Disposal and Container Handling

Nonrefillable container. Do not reuse or refill this container.

If empty:
Place in trash or offer for recycling if available.


If partially filled:
Call your local solid waste agency for disposal instructions. Never place unused product down any indoor or outdoor drain.

Net Contents _____

Manufactured by:
 Mc LAUGHLIN GORMLEY KING COMPANY
 8810 Tenth Avenue North
 Minneapolis, MN 55427

EPA Reg. No. 1021-1778

EPA Est. No. 1021-MN-2



80921

28061-00410

EVERCIDE® Emulsifiable Concentrate 28061

[indicates optional text]

MAKES UP TO 96 GALLONS [OF SPRAY] (quart)
Covers up to 16,000 sq ft of lawn (quart)

[Icon] OUTDOOR USE ONLY
CONCENTRATE

Contains Esfenvalerate, a Synthetic Pyrethroid
Multi-Purpose Insect Killer
Low Odor

NEW FORMULA

One Application:

- Kills Beetles (including Japanese Beetle), Cicadas, Caterpillars (including Tomato Hornworm), Ants, Fleas, Ticks (including ticks [which (that) may carry] Lyme disease) and [&] other lawn, garden and [&] nuisance pests [insects] [bugs]
- Kills on contact
- Kills [Controls over] [more than] 100 insects [bugs] [pests] on vegetables, flowers, lawns, and [&] shrubs

On [For] Roses, Flowers, Shrubs, Fruits, Vegetables, Lawns and [&] Other Outdoor Surfaces

Controls [Kills over] [more than] 100 insects [bugs] [pests]

Can be used on [most popular] fruits and [&] vegetables (see back panel for details)

Use in [on] Vegetable Gardens


Guaranteed Kill or your money back

Active Ingredient	
Esfenvalerate	00.425%
Other Ingredients.....	99.575%

**KEEP OUT OF REACH OF CHILDREN
CAUTION**

See back panel booklet for additional precautionary statements.

NET 32 FL OZ (1 QT) 946 mL



Open Resealable Label
for Directions & Precautions
PRESS TO RESEAL

90f21

[DNS icon] Easy to apply with [an Ortho Dial 'n Spray®], hose-end or tank sprayer.

PRODUCT FACTS
KILLS PESTS [INSECTS] [BUGS]
Garden Pests [Insects] [Bugs]: Aphids, Beetles (including Japanese Beetle), Cicadas, Caterpillars (including Tomato Hornworm), Whiteflies and [&] other lawn, garden and [&] nuisance bugs [insects] [pests]
Nuisance Pests [Insects] [Bugs]: Ants, Fleas, Ticks (including Ticks which may carry Lyme disease), Cockroaches, Spiders and [&] other lawn, garden and [&] nuisance bugs [insects] [pests]
<i>[Option to list other pests listed on this label in this section.]</i>
WHERE TO USE/ AMOUNT TO USE
<ul style="list-style-type: none">• In Gardens: 1 fl oz (2 Tbs) / gal water (On Flowers, Shrubs, Vegetables and [&] Fruits)• On Lawns: 2 tsp / gal water / 167 sq ft• For Nuisance Pests Outdoors: 2 oz / gal water / 1000 sq ft• On Other Outdoor Surfaces: 4 Tbs (2 fl oz) / gal water / 1000 sq ft
Do not use utensils for food use after using them for measuring this product.
☎ Questions, Comments or Medical Information ? call 1-800-225-2883

Specially formulated for residential use.

DIRECTIONS FOR USE

It is a violation of Federal law to use this product in a manner inconsistent with its labeling.

Do not water the treated area to the point of run-off.

Do not make applications during rain.

All outdoor applications must be limited to spoy or crack-and-crevice treatments only, except for the following permitted uses:

- (1) Treatment to soil and vegetation around structures;
- (2) Application to lawns, turf, and other vegetation;
- (3) Applications to building foundations, up to a maximum height of 3 feet.

Other than applications to building foundations, all outdoor applications to impervious surfaces such as sidewalks, driveways, patios, porches and structural surfaces (such as windows, doors, and eaves) are limited to spot and crack-and-crevice applications, only.

IN GARDENS

MIXING INSTRUCTIONS
In Gardens

Amount to Use: 1 fl oz (2 Tbs) per gal of water for hose-end or tank sprayer
[DNS icon] When using **Ortho Dial 'n Spray®**
1. Set dial to 1 oz.
2. Pour product into sprayer to fill jar one-quarter to one-half full. **DO NOT** add water.
3. After spraying, unused product can be poured back into its original container.

1 Tablespoon (Tbs) = 3 teaspoons (tsp) 1 fl oz = 2 Tbs

HOW TO APPLY

[Use a Tank, **Ortho Dial 'n Spray®**, or Hose-End Sprayer] Spray plant to wet the upper and lower leaf surfaces until dripping.

WHEN TO APPLY


Apply as necessary to maintain control waiting at least 7 days between each application.

PLANTS

Ornamental Plants including: Roses, Flowers, Shrubs and [&] Shade Trees
Vegetables: See list in following table.

Vegetables	Days to Harvest	Vegetables	Days to Harvest	Vegetables	Days to Harvest
Artichoke	7	Dry Beans	21	Potatoes	7
Broccoli	3	Dry Peas	21	Pumpkin	3
Cabbage	3	Eggplant	7	Radishes	7
Carrots	7	Green Peas	3	Snap Beans	3
Cauliflower	3	Melons	3	Squash	3
Collards	7	Peppers	7	Sweet Corn	1
Cucumbers	3			Tomatoes	1

Fruits and [&] Nut Trees: See crops in following table.



110421

Fruits and [&] Nut Trees	Days to Harvest	Fruits and [&] Nut Trees	Days to Harvest
Almond	21	Peaches	14
Apple	21	Pecans	21
Apricot	14	Pears	28
Blueberry	14	Plums	14
Caneberries (Blackberries, Loganberries, Red Raspberries and [&] Black Raspberries)	21	Prunes	14
Cherries	14	Walnuts	21
Elderberries	21		
Gooseberries	21		
Filberts	21		
Melons	3		
Nectarines	14		

PESTS [BUGS] [INSECTS] CONTROLLED [KILLED]

On Ornamental Plants

Aphid, Armyworm, Balsam Woolly Adelgid, Buckhorn Aphid, Cabbage Looper, Cucumber Beetle (adults) - spotted and [&] striped, Cutworm, European Pine Sawfly, Fall Webworm, Flea Beetle, Grasshopper, Gypsy Moth, Imported Cabbageworm, Japanese Beetle, Leafhopper, Looper, Northern Pine Weevil, Pine Chafer, Pine Coreid Bug, Red Pine Sawfly, Redheaded Pine Sawfly, Saltmarsh Caterpillar, Spittlebugs, Tent Caterpillar and [&] Whitefly

On Vegetables and [&] Melons

Alfalfa Caterpillar, Alfalfa Looper, Aphid, Armyworm, Artichoke Plume Moth, Beet Armyworm, Buckhorn Aphid, Cabbage Looper, Carrot Weevil, Celery Looper, Chinch Bug, Colorado Potato Beetle, Corn Earworm, Corn Rootworm (adults), Cowpea Curculio, Cucumber Beetle (adults) - spotted and [&] striped, Cutworm, Diamondback Moth, European Corn Borer, Flea Beetle, Grasshopper, Green Cloverworm, Imported Cabbageworm, Leafhopper, Looper, Lygus Bug, Mexican Bean Beetle, Painted Lady Caterpillar, Pea Aphid, Pea Weevil, Pepper Weevil, Pickleworm, Potato Leafhopper, Potato Psyllid, Potato Tuberworm, Rindworm, Saltmarsh Caterpillar, Sap Beetle, Southwestern Corn Borer, Squash Bug, Squash Vine Borer, Stalk Borer, Stink Bug, Tarnished Plant Bug, Tobacco Hornworm, Tomato Fruitworm, Tomato Hornworm, Tomato Pinworm, Vegetable Leafminer, Velvetbean Caterpillar, Western Bean Cutworm and [&] Whitefly

On Berries, Fruit and [&] Nut Trees

Apple Aphid, Black Cherry Aphid, Blueberry Spanworm, Cherry Fruitworm, Cranberry Fruitworm, Cranberry Weevil, Grasshoppers, Leafhoppers, Red Striped Fireworm, Codling Moth, Leafrollers, Leafhoppers, Green Fruit Worm, Plant Bugs, Oblique Banded Leafroller, Variegated Leafroller, Tentiform Leaf Miner, San Jose Scale (on fruit only), Tufted Apple Budmoth, Plum Curculio, Oriental Fruit Moth, Apple Maggot, Red-Banded Leafroller, Lesser Appleworm, Rosey Apple Aphid, Periodical Cicada, Pear Psylla, Pear Slug, Naval Orangeworm, Peach Twig Borer, Filbert Worm, Peach Tree Borer, Lesser Peach Tree Borer, Cherry Fruit Fly, American Plum Borer, Pecan Weevil, Hickory Shuckworm, Pecan Nut Casebearer, Pecan Aphids, Pecan Spittlebug, Pecan Stem Phylloxera, Pecan Leaf Phylloxera, Walnut Aphid and [&] Walnut Husk Fly

ON OTHER OUTDOOR SURFACES

BUGS [INSECTS] [PESTS] CONTROLLED [KILLED]

Ants, Cicadas, Cockroaches (including German and Asian Cockroaches), Crickets, Palmetto Bugs, Sowbugs, Pillbugs, Spiders, and Ticks.

**MIXING INSTRUCTIONS
On Other Outdoor Surfaces**

Amount to Use: 2 fluid ounces per gallon of water for 1000 square feet of outside surfaces [in a hose-end or tank sprayer].

[When using **Ortho Dial 'n Spray**®]

1. Set dial to 2 ounces
2. Add 6 fluid ounces (12 Tbs) to sprayer jar. **DO NOT** add water.
3. Spray evenly over 3,000 sq ft (50' x 60')

1 Tablespoon (Tbs) = 3 teaspoons (tsp)

1 fl oz = 2 Tbs

HOW TO APPLY

[Use a Tank, **Ortho Dial 'n Spray**®, or Hose-End Sprayer]. Spray outdoor surfaces of buildings, porches, patios, garages and [&] other areas where these bugs [insects] [pests] have been seen or are found. Do not spray in or near fishponds or other bodies of water.

ON LAWNS

BUGS [INSECTS] [PESTS] CONTROLLED [KILLED]

Fleas and [&] Ticks (including ticks [which (that) may carry Lyme disease])

Also kills foraging fire ants upon direct contact.

**MIXING INSTRUCTIONS
On Lawns**

Amount to Use: 2 tsp per gal of water for each 167 sq ft for hose-end sprayers

[*DINS icon*] When using **Ortho Dial 'n Spray**®]

1. Set dial to 2 tsp.
2. Add 6 fl oz (12 Tbs) to sprayer jar. **DO NOT** add water.
3. Spray evenly over 3000 sq ft (50' x 60')

1 Tablespoon (Tbs) = 3 teaspoons (tsp)

1 fl oz = 2 Tbs

HOW TO APPLY

[Use a Tank, **Ortho Dial 'n Spray**®, or Hose-End Sprayer].

- Measure lawn. Calculate square feet by multiplying length times width. [*walking man icon*]
- Spray evenly over measured area. Treat entire lawn.
- Also spray under trees and shrubs.
- [Treat fire ant mounds with Ortho Orthene® Fire ant Killer.]

Important: Do not spray animals. Dogs, cats, their kennels or bedding areas should also be treated with a registered flea and tick control product [such as (product name)] in conjunction with this application.

WHEN TO MOW LAWN

For best results, mow a day or two before spraying.

[reentry icon] People and pets may enter treated area after spray has dried.

STORAGE AND DISPOSAL

Do not contaminate water, food, or feed, by storage and disposal.

Pesticide Storage

Store in a cool, dry area. Always store pesticides in the original container. Store away from food and pet food

Pesticide Disposal and Container Handling

Nonrefillable container. Do not reuse or refill this container.

- If empty: Place in trash or offer for recycling if available.
- If partially filled: Call your local solid waste agency for disposal instructions. Never place unused product down any indoor or outdoor drain.

**PRECAUTIONARY STATEMENTS
HAZARDS TO HUMANS & DOMESTIC ANIMALS**

CAUTION:

Harmful if swallowed or absorbed through skin. Causes moderate eye irritation. Avoid contact with skin, eyes or clothing. Prolonged or frequently repeated skin contact may cause allergic reactions in some individuals. Wash thoroughly with soap and water after handling.

FIRST AID:

IF SWALLOWED: Call a Poison Control Center or doctor immediately for treatment advice. Have person sip a glass of water if able to swallow. Do not induce vomiting unless told to do so by the Poison Control Center or doctor. Do not give anything by mouth to an unconscious person.

IF IN EYES: Hold eye open and rinse slowly and gently with water for 15-20 minutes. Remove contact lenses, if present, after the first 5 minutes, then continue rinsing eye. Call a Poison Control Center or doctor for treatment advice.

IF ON SKIN OR CLOTHING: Take off contaminated clothing. Rinse skin immediately with plenty of water for 15-20 minutes. Call a Poison Control Center or doctor for treatment advice.
Emergency Information call 1-800-225-2883.

ENVIRONMENTAL HAZARDS

This pesticide is extremely toxic to fish.
To protect the environment, do not allow pesticide to enter or run off into storm drains, drainage ditches, gutters or surface waters. Applying this product in calm weather when rain is not predicted for the next 24 hours will help to ensure that wind or rain does not blow or wash pesticide off the treatment area. Rinsing application equipment over the treated area will help avoid run off to water bodies or drainage systems.

PHYSICAL OR CHEMICAL HAZARDS

Do not use or store near heat or open flame.

140f21

NOTICE: Buyer assumes all responsibility for safety and use not in accordance with directions.

**Questions, Comments or Medical Information ?
call 1-800-225-2883**

Ortho®, Dial 'n Spray®, Registered trademarks of Monsanto Company
EVERCIDE® - Registered trademark of McLaughlin Gormley King Co.

EPA Reg No. 1021-1778

EPA Est.

Superscript is first letter of lot number

1 2 3 4
5 6 7 8
9 10 11 12
13 14 15 16
17 18 19 20
21 22 23 24
25 26 27 28
29 30 31 32
33 34 35 36
37 38 39 40
41 42 43 44
45 46 47 48
49 50 51 52
53 54 55 56
57 58 59 60
61 62 63 64
65 66 67 68
69 70 71 72
73 74 75 76
77 78 79 80
81 82 83 84
85 86 87 88
89 90 91 92
93 94 95 96
97 98 99 100
101 102 103 104
105 106 107 108
109 110 111 112
113 114 115 116
117 118 119 120
121 122 123 124
125 126 127 128
129 130 131 132
133 134 135 136
137 138 139 140
141 142 143 144
145 146 147 148
149 150 151 152
153 154 155 156
157 158 159 160
161 162 163 164
165 166 167 168
169 170 171 172
173 174 175 176
177 178 179 180
181 182 183 184
185 186 187 188
189 190 191 192
193 194 195 196
197 198 199 200
201 202 203 204
205 206 207 208
209 210 211 212
213 214 215 216
217 218 219 220
221 222 223 224
225 226 227 228
229 230 231 232
233 234 235 236
237 238 239 240
241 242 243 244
245 246 247 248
249 250 251 252
253 254 255 256
257 258 259 260
261 262 263 264
265 266 267 268
269 270 271 272
273 274 275 276
277 278 279 280
281 282 283 284
285 286 287 288
289 290 291 292
293 294 295 296
297 298 299 300
301 302 303 304
305 306 307 308
309 310 311 312
313 314 315 316
317 318 319 320
321 322 323 324
325 326 327 328
329 330 331 332
333 334 335 336
337 338 339 340
341 342 343 344
345 346 347 348
349 350 351 352
353 354 355 356
357 358 359 360
361 362 363 364
365 366 367 368
369 370 371 372
373 374 375 376
377 378 379 380
381 382 383 384
385 386 387 388
389 390 391 392
393 394 395 396
397 398 399 400
401 402 403 404
405 406 407 408
409 410 411 412
413 414 415 416
417 418 419 420
421 422 423 424
425 426 427 428
429 430 431 432
433 434 435 436
437 438 439 440
441 442 443 444
445 446 447 448
449 450 451 452
453 454 455 456
457 458 459 460
461 462 463 464
465 466 467 468
469 470 471 472
473 474 475 476
477 478 479 480
481 482 483 484
485 486 487 488
489 490 491 492
493 494 495 496
497 498 499 500
501 502 503 504
505 506 507 508
509 510 511 512
513 514 515 516
517 518 519 520
521 522 523 524
525 526 527 528
529 530 531 532
533 534 535 536
537 538 539 540
541 542 543 544
545 546 547 548
549 550 551 552
553 554 555 556
557 558 559 560
561 562 563 564
565 566 567 568
569 570 571 572
573 574 575 576
577 578 579 580
581 582 583 584
585 586 587 588
589 590 591 592
593 594 595 596
597 598 599 600
601 602 603 604
605 606 607 608
609 610 611 612
613 614 615 616
617 618 619 620
621 622 623 624
625 626 627 628
629 630 631 632
633 634 635 636
637 638 639 640
641 642 643 644
645 646 647 648
649 650 651 652
653 654 655 656
657 658 659 660
661 662 663 664
665 666 667 668
669 670 671 672
673 674 675 676
677 678 679 680
681 682 683 684
685 686 687 688
689 690 691 692
693 694 695 696
697 698 699 700
701 702 703 704
705 706 707 708
709 710 711 712
713 714 715 716
717 718 719 720
721 722 723 724
725 726 727 728
729 730 731 732
733 734 735 736
737 738 739 740
741 742 743 744
745 746 747 748
749 750 751 752
753 754 755 756
757 758 759 760
761 762 763 764
765 766 767 768
769 770 771 772
773 774 775 776
777 778 779 780
781 782 783 784
785 786 787 788
789 790 791 792
793 794 795 796
797 798 799 800
801 802 803 804
805 806 807 808
809 810 811 812
813 814 815 816
817 818 819 820
821 822 823 824
825 826 827 828
829 830 831 832
833 834 835 836
837 838 839 840
841 842 843 844
845 846 847 848
849 850 851 852
853 854 855 856
857 858 859 860
861 862 863 864
865 866 867 868
869 870 871 872
873 874 875 876
877 878 879 880
881 882 883 884
885 886 887 888
889 890 891 892
893 894 895 896
897 898 899 900
901 902 903 904
905 906 907 908
909 910 911 912
913 914 915 916
917 918 919 920
921 922 923 924
925 926 927 928
929 930 931 932
933 934 935 936
937 938 939 940
941 942 943 944
945 946 947 948
949 950 951 952
953 954 955 956
957 958 959 960
961 962 963 964
965 966 967 968
969 970 971 972
973 974 975 976
977 978 979 980
981 982 983 984
985 986 987 988
989 990 991 992
993 994 995 996
997 998 999 1000

EVERCIDE® Emulsifiable Concentrate 28061

[indicates optional text]

ORTHO® [product name]
LOCK 'N SPRAY®

PEEL OFF
NEW!

Lock 'N Spray® [logo] SYSTEM

Easy [illustration]

Fast [illustration]

Clean [illustration]

Makes up to 96 gallons [of spray] (quart)
Covers up to 16,000 sq ft of lawn (quart)

[Icon] [FOR] OUTDOOR USE ONLY

NEW FORMULA

Contains Esfenvalerate, a Synthetic Pyrethroid
Multi-Purpose Insect Killer
Low Odor

One Application:

- Kills Beetles (including Japanese Beetle), Cicadas, Caterpillars (including Tomato Hornworm), Ants, Fleas, Ticks (including ticks [which (that) may carry] Lyme disease) and [&] other lawn, garden and [&] nuisance pests [insects] [bugs]
- Kills on contact
- Kills [Controls over] [more than] 100 insects [bugs] [pests] on vegetables, flowers, lawns, and [&] shrubs

On [For] Roses, Flowers, Shrubs, Fruits, Vegetables, Lawns and [&] Other Outdoor Surfaces

Controls [Kills over] [more than] 100 insects [bugs] [pests]

Can be used on [most popular] fruits and [&] vegetables (see back panel for details)

Use in [on] Vegetable Gardens

Guaranteed Kill or your money back

Active Ingredient


Esfenvalerate 00.425%

Other Ingredients..... 99.575%

**KEEP OUT OF REACH OF CHILDREN
CAUTION**

See back panel booklet for additional precautionary statements.

NET 32 FL OZ (1 QT) 946 mL [1 PINT/16 FL OZ/473.16 mL]



110021

Open Resealable Label
for Directions & Precautions
PRESS TO RESEAL


FOR USE WITH THE Lock 'N Spray® [logo] [SYSTEM]

[Product name] controls over 100 garden and nuisance pests. Reapply [product name] as directed for a more beautiful yard [garden].

[Product name] in the unique Lock 'N Spray System makes it fast and easy to control over 100 garden and nuisance pests. Reapply [product name] as directed for a more beautiful yard [garden]. Simply attach the Lock 'N Spray sprayer to this cartridge and the correct amount of [product name] and water mix automatically. No measuring. No mixing. No messy cleanup. And Lock 'N Spray cartridges are spill-proof!

The unique Lock 'N Spray System makes [product name] fast and easy to apply -- simply attach the Lock 'N Spray sprayer to this cartridge and the correct amount of [product name] and water mix automatically. No measuring. No mixing. No messy cleanup. And Lock 'N Spray cartridges are spill-proof!

Thank you for choosing Ortho. You'll like the results and so will your yard [lawn] and garden.

PRODUCT FACTS
KILLS PESTS [INSECTS] [BUGS] <ul style="list-style-type: none"> Garden Pests: Aphids, beetles (including Japanese beetle), cicadas, caterpillars (including tomato hornworm), whiteflies and other garden insects [and nuisance insects]. Nuisance Pests: Ants, fleas, ticks (including ticks which may carry Lyme disease) [including Lyme disease ticks], cockroaches, spiders and other nuisance pests [insects]. <p><i>[Option to list other pests listed on this label in this section.]</i></p>
WHERE TO USE/ AMOUNT TO SPRAY <ul style="list-style-type: none"> In Gardens[(On Flowers, Shrubs, Vegetables and [&] Fruits)]: Spray plant to wet the upper and lower leaf surfaces until dripping. [One quart (entire contents) makes 32 gallons of spray.] On Lawns: 1 [One] quart (entire contents) treats 16,000 sq. ft. [(1 Pint (entire contents) treats 8,000 sq. ft.)] For Nuisance Pests: Outdoors (32 oz. [1 quart] treats 16,000 sq. ft. [(1 Pint treats 8,000 sq. ft.)]) On Other Outdoor Surfaces: 1 [One] quart (entire contents) treats 16,000 sq. ft. [(1 Pint treats 8,000 sq. ft.)] <p>Do not use utensils for food use after using them for measuring this product.</p>
 Questions, Comments or Medical Information ? call 1-800-225-2883

Specially formulated for residential use.

170e21

DIRECTIONS FOR USE

It is a violation of Federal law to use this product in a manner inconsistent with its labeling.

Do not water the treated area to the point of run-off.

Do not make applications during rain.

All outdoor applications must be limited to spoy or crack-and-crevice treatments only, except for the following permitted uses:

- (1) Treatment to soil and vegetation around structures;
- (2) Application to lawns, turf, and other vegetation;
- (3) Applications to building foundations, up to a maximum height of 3 feet.

Other than applications to building foundations, all outdoor applications to impervious surfaces such as sidewalks, driveways, patios, porches and structural surfaces (such as windows, doors, and eaves) are limited to spot and crack-and-crevice applications, only.

HOW TO USE THE Lock 'N Spray® [logo] SYSTEM	
CONNECT [illustration #1]	Connect sprayer to hose.
ATTACH [illustration #2]	Attach cartridge to sprayer. Turn cartridge until it clicks into place.
SPRAY [illustration #3]	To begin spraying, rotate sprayer nozzle tip to direct spray up or down, or remove for a 20 to 25 foot (ft) jet spray. Turn on water and squeeze trigger.
FINISH [Reverse illustration #2]	<ul style="list-style-type: none"> • To stop spraying, release trigger, unlock cartridge and remove from sprayer. (No need to turn off water.) • To clean sprayer, flush with water, squeezing and releasing trigger in 2 short bursts. Turn off water. • Squeeze trigger to drain water from sprayer, then disconnect sprayer from hose.
Cartridge reseals itself automatically - No spills, no leaks!	

HOW TO USE THE READY-TO-SPRAY SYSTEM	
CONNECT	<ol style="list-style-type: none"> 1. Connect sprayer to hose. 2. Turn on water.
SPRAY	<ol style="list-style-type: none"> 1. To begin spraying, point in the direction you want to spray. 2. Bend small yellow plastic tab back and turn knob clockwise to ON position. 3. Spray evenly over measured area.
FINISH	<ol style="list-style-type: none"> 1. To stop spraying, turn knob counter-clockwise to OFF position. 2. Turn off water. 3. Relieve water pressure by bending yellow plastic tab back and turning knob to ON position until water slows to a drip. Then, turn knob back to OFF position. 4. Disconnect sprayer from hose.

IN GARDENS

PESTS [BUGS] [INSECTS] CONTROLLED [KILLED]

On Ornamental Plants

Aphid, Armyworm, Balsam Woolly Adelgid, Buckhorn Aphid, Cabbage Looper, Cucumber Beetle (adults) - spotted and [&] striped, Cutworm, European Pine Sawfly, Fall Webworm, Flea Beetle, Grasshopper, Gypsy Moth, Imported Cabbageworm, Japanese Beetle, Leafhopper, Looper, Northern Pine Weevil, Pine Chafer, Pine Coreid Bug, Red Pine Sawfly, Redheaded Pine Sawfly, Saltmarsh Caterpillar, Spittlebugs, Tent Caterpillar and [&] Whitefly

INSECTS CONTROLLED

On Ornamental Plants (including: roses, flowers & shrubs)

Aphid, armyworm, balsam woolly adelgid, buckhorn aphid, cabbage looper, cucumber beetle (adults) - spotted and striped, cutworm, European pine sawfly, fall webworm, flea beetle, grasshopper, gypsy moth, imported cabbageworm, Japanese beetle, leafhopper, looper, northern pine weevil, pine chafer, pine coreid bug, red pine sawfly, redheaded pine sawfly, saltmarsh caterpillar, spittlebugs, tent caterpillar and whitefly

On Vegetables & Melons

Alfalfa caterpillar, alfalfa looper, aphid, armyworm, artichoke plume moth, beet armyworm, buckhorn aphid, cabbage looper, carrot weevil, celery looper, chinch bug, Colorado potato beetle, corn earworm, corn rootworm (adults), cowpea curculio, cucumber beetle (adults) - spotted and striped, cutworm, diamondback moth, European corn borer, flea beetle, grasshopper, green cloverworm, imported cabbageworm, leafhopper, looper, lygus bug, Mexican bean beetle, painted lady caterpillar, pea aphid, pea weevil, pepper weevil, pickleworm, potato leafhopper, potato psyllid, potato tuberworm, rindworm, saltmarsh caterpillar, sap beetle, southwestern corn borer, squash bug, squash vine borer, stalk borer, stink bug, tarnished plant bug, tobacco hornworm, tomato fruitworm, tomato hornworm, tomato pinworm, vegetable leafminer, velvetbean caterpillar, western bean cutworm and whitefly.

On Berries, Fruit and [&] Nut Trees

Apple Aphid, Black Cherry Aphid, Blueberry Spanworm, Cherry Fruitworm, Cranberry Fruitworm, Cranberry Weevil, Grasshoppers, Leafhoppers, Red Striped Fireworm, Codling Moth, Leafrollers, Leafhoppers, Green Fruit Worm, Plant Bugs, Oblique Banded Leafroller, Variegated Leafroller, Tentiform Leaf Miner, San Jose Scale (on fruit only), Tufted Apple Budmoth, Plum Curculio, Oriental Fruit Moth, Apple Maggot, Red-Banded Leafroller, Lesser Appleworm, Rosey Apple Aphid, Periodical Cicada, Pear Psylla, Pear Slug, Naval Orangeworm, Peach Twig Borer, Filbert Worm, Peach Tree Borer, Lesser Peach Tree Borer, Cherry Fruit Fly, American Plum Borer, Pecan Weevil, Hickory Shuckworm, Pecan Nut Casebearer, Pecan Aphids, Pecan Spittlebug, Pecan Stem Phylloxera, Pecan Leaf Phylloxera, Walnut Aphid and [&] Walnut Husk Fly

HOW TO APPLY

Spray plant to wet the upper and lower leaf surfaces until dripping.

WHEN TO APPLY [optional icon]

Apply as necessary to maintain control waiting at least 7 days between each application.



VEGETABLES	DAYS TO WAIT TO HARVEST	VEGETABLES	DAYS TO WAIT TO HARVEST
Artichoke	7	Green Peas	3
Broccoli	3	Peppers	7
Cabbage	3	Potatoes	7
Carrots	7	Pumpkin	3
Cauliflower	3	Radishes	7
Collards	7	Snap Beans	3
Cucumbers	3	Squash	3
Dry Beans	21	Sweet Corn	1
Dry Peas	21	Tomatoes	1
Eggplant	7		
MELONS	DAYS TO WAIT TO HARVEST		3

Fruits and [&] Nut Trees	Days to Harvest	Fruits and [&] Nut Trees	Days to Harvest
Almond	21	Peaches	14
Apple	21	Pecans	21
Apricot	14	Pears	28
Blueberry	14	Plums	14
Caneberries (Blackberries, Loganberries, Red Raspberries and [&] Black Raspberries)	21	Prunes	14
Cherries	14	Walnuts	21
Elderberries	21		
Gooseberries	21		
Filberts	21		
Melons	3		
Nectarines	14		

ON LAWNS

BUGS [INSECTS] [PESTS] CONTROLLED [KILLED]

Fleas and [&] Ticks (including ticks [which (that) may carry] Lyme disease)
 Also kills foraging fire ants upon direct contact.


HOW TO APPLY

[walking man icon]

- Measure lawn. Calculate square feet by multiplying length times width. (2 oz. treats 1,000 sq. ft.)/[1 fl. Oz. treats 500 sq. ft.]
- Spray evenly over measured area. Treat entire lawn. Also spray under trees and shrubs.

WHEN TO MOW LAWN

For best results, mow a day or two before spraying.



ON OTHER OUTDOOR SURFACES

BUGS [INSECTS] [PESTS] CONTROLLED [KILLED]

Ants, Cicadas, Cockroaches (including German and Asian Cockroaches), Crickets, Palmetto Bugs, Sowbugs, Pillbugs, Spiders, and Ticks.

INSECTS CONTROLLED

Ants, cicadas, cockroaches (including German and Asian cockroaches), crickets, palmetto bugs, sowbugs, pillbugs, spiders and ticks (including ticks which may carry Lyme disease) [including Lyme disease ticks]

HOW TO APPLY

Spray outdoor surfaces of buildings, porches, patios, garages and other areas where these insects have been seen or are found. Do not spray in or near fishponds or other bodies of water. (2 [fl.]oz. treats 1,000 sq. ft.)/[1fl. Oz. treats 500 sq. ft.)]

IMPORTANT

[reentry icon] People and pets may enter treated area after spray has dried.

Do not spray animals [with this product]. [Dogs, cats, their kennels or bedding areas should also be treated with a registered flea and tick control product in conjunction with this application].

[For complete flea control, it is also important to control fleas indoors and on pets. Use a product registered for use on dogs and cats, such as [product name]. For indoors on carpets or pet resting areas, use a product such as [product name].]

STORAGE AND DISPOSAL [icon]

Do not contaminate water, food, or feed by storage and disposal.

Pesticide Storage


Store in a cool, dry area. Always store pesticides in the original container. Store away from food and pet food.

Pesticide Disposal and Container Handling

Nonrefillable container. Do not reuse or refill this container.

If empty: Place in trash or offer for recycling if available.

If partially filled: Call your local solid waste agency for disposal instructions. Never place unused product down any indoor or outdoor drain.



2/02/21

PRECAUTIONARY STATEMENTS [icon]

HAZARDS TO HUMANS & DOMESTIC ANIMALS

CAUTION: Harmful if swallowed or absorbed through skin. Causes moderate eye irritation. Avoid contact with skin, eyes or clothing. Prolonged or frequently repeated skin contact may cause allergic reactions in some individuals. Wash thoroughly with soap and water after handling.

FIRST AID: IF SWALLOWED: Call a Poison Control Center or doctor immediately for treatment advice. Have person sip a glass of water if able to swallow. Do not induce vomiting unless told to do so by the Poison Control Center or doctor. Do not give anything by mouth to an unconscious person. **IF IN EYES:** Hold eye open and rinse slowly and gently with water for 15-20 minutes. Remove contact lenses, if present, after the first 5 minutes, then continue rinsing eye. Call a Poison Control Center or doctor for treatment advice.

IF ON SKIN OR CLOTHING: Take off contaminated clothing. Rinse skin immediately with plenty of water for 15-20 minutes. Call a Poison Control Center or doctor for treatment advice. Emergency Information call 1-800-225-2883.


ENVIRONMENTAL HAZARDS

This pesticide is extremely toxic to fish. To protect the environment, do not allow pesticide to enter or run off into storm drains, drainage ditches, gutters or surface waters. Applying this product in calm weather when rain is not predicted for the next 24 hours will help to ensure that wind or rain does not blow or wash pesticide off the treatment area. Rinsing application equipment over the treated area will help avoid run off to water bodies or drainage systems.

PHYSICAL OR CHEMICAL HAZARDS

Do not use or store near heat or open flame.

NOTICE: Buyer assumes all responsibility for safety and use not in accordance with directions.

 **Questions, Comments or Medical Information ?**
call 1-800-225-2883

Ortho®, Lock 'n Spray®, Registered trademarks of Monsanto Company
EVERCIDE® - Registered trademark of McLaughlin Gormley King Co.

EPA Reg No. 1021-1778
EPA Est.
Superscript is first letter of lot number

