

04-06-2004

4/17

UNITED STATES ENVIRONMENTAL PROTECTION AGENCY

WASHINGTON, D.C. 20460

OFFICE OF
PREVENTION, PESTICIDES
AND TOXIC SUBSTANCES

APR 6 2004


Julie B. Schlekau
Registration Specialist
MGK Company
8810 Tenth Avenue North
Minneapolis, MN 55427-4372

Subject: Amendment - Revised Final Label
Evercide Emulsifiable Concentrate 28061
EPA Registration No. 1021-1778
Your submission dated March 4, 2004

Dear Ms. Schlekau:

The labeling referred to above, submitted in connection with registration under the Federal Insecticide, Fungicide and Rodenticide Act (FIFRA), as amended, is acceptable. A stamped copy of the label is enclosed for your records. If you have any questions, please call Dr. William Sproat of my team at 703-308-8587.

Sincerely,



George T. LaRocca
Product Manager 13
Insecticide Branch
Registration Division (7505C)

Enclosure

2/17

28061-304 Scotts

MGK[®] **McLAUGHLIN
GORMLEY
KING COMPANY**

EVERCIDE® Emulsifiable Concentrate 28061

Water Dilutable Concentrate To Control Lawn, Ornamental, and Outdoor House and Garden Pests Around Residential Structures Only

8810 Tenth Avenue N., Minneapolis, Minnesota 55427-4319 U.S.A.

TELEPHONE (763) 544-0341

ACTIVE INGREDIENTS:

Esfenvalerate (S)-cyano(3-phenoxyphenyl)methyl-(S)-4-chloro-alpha-(1-methylethyl)benzeneacetate.....

0.425%

OTHER INGREDIENTS.....

99.575%

100.000%

EVERCIDE® - Registered trademark of McLaughlin Gormley King Co.

KEEP OUT OF REACH OF CHILDREN

CAUTION

FIRST AID

IF SWALLOWED	<ul style="list-style-type: none"> Call a poison control center or doctor immediately for treatment advice. Have person sip a glass of water if able to swallow. Do not induce vomiting unless told to do so by the poison control center or doctor. Do not give anything by mouth to an unconscious person.
IF IN EYES:	<ul style="list-style-type: none"> Hold eye open and rinse slowly and gently with water for 15-20 minutes. Remove contact lenses, if present, after the first 5 minutes, then continue rinsing eye. Call a poison control center or doctor for treatment advice.
IF ON SKIN OR CLOTHING:	<ul style="list-style-type: none"> Take off contaminated clothing. Rinse skin immediately with plenty of water for 15-20 minutes. Call a poison control center or doctor for treatment advice.

Have the product container or label with you when calling a poison control center or doctor, or going for treatment. For information regarding medical emergencies or pesticide incidents, call the International Poison Center at 1-888-740-8712

PRECAUTIONARY STATEMENTS

HAZARDS TO HUMANS AND DOMESTIC ANIMALS

CAUTION

Harmful if swallowed or absorbed through skin. Causes moderate eye irritation. Avoid contact with skin, eyes or clothing. Prolonged or frequently repeated skin contact may cause allergic reactions in some individuals. Wash thoroughly with soap and water after handling.

ENVIRONMENTAL HAZARDS

This pesticide is extremely toxic to fish. Do not apply directly to water. Drift from treated areas may be hazardous to organisms in adjacent aquatic sites. Do not pour product or rinse water down any drain. Do not contaminate water when disposing of equipment washwaters or rinsate.

PHYSICAL OR CHEMICAL HAZARDS

Do not use or store near heat or open flame.

DIRECTIONS FOR USE

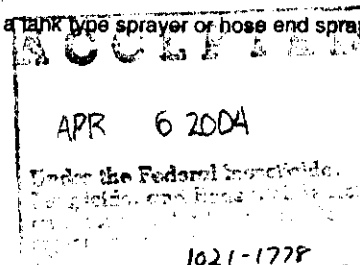
It is a violation of Federal Law to use this product in a manner inconsistent with its labeling.

SHAKE WELL BEFORE USE

FOR GARDEN VEGETABLE PESTS: Mix EVERCIDE® Emulsifiable Concentrate 28061 in a tank type sprayer or hose end sprayer, at the rate of 1 fluid ounce per gallon of water.

Note: 1 Fluid Ounce = 2 Tablespoonsful = 6 Teaspoonsful.

Do not use utensils for food use after using them for measuring this product.



TO CONTROL THE FOLLOWING INSECTS: Alfalfa Caterpillar, Alfalfa Looper, Aphid, Armyworm, Artichoke Plume Moth, Beet Armyworm, Buckhorn Aphid, Cabbage Looper, Carrot Weevil, Celery Looper, Chinch Bug, Colorado Potato Beetle, Corn Earworm, Corn Rootworm (adults), Cowpea Curculio, Cucumber Beetle (adults) - spotted and striped, Cutworm, Diamondback Moth, European Corn Borer, Flea Beetle, Grasshopper, Green Cloverworm,

Imported Cabbageworm, Leafhopper, Looper, Lygus Bug, Mexican Bean Beetle, Painted Lady Caterpillar, Pea Aphid, Pea Weevil, Pepper Weevil, Pickleworm, Potato Leafhopper, Potato Psyllid, Potato Tuberworm, Rindworm, Saltmarsh Caterpillar, Sap Beetle, Southwestern Corn Borer, Squash Bug, Squash Vine Borer, Stalk Borer, Stink Bug, Tarnished Plant Bug, Tobacco Hornworm, Tomato Fruitworm, Tomato Hornworm, Tomato Pinworm, Vegetable Leafminer, Velvetbean Caterpillar, Western Bean Cutworm and Whitefly.

To control listed insects, apply the spray to provide thorough coverage of upper and lower leaf surfaces. Apply as necessary to maintain control waiting at least 7 days between each application.

FOR USE ON THE FOLLOWING VEGETABLES

CROP	DAYS TO HARVEST	CROP	DAYS TO HARVEST	CROP	DAYS TO HARVEST
Artichoke	7	Dry Beans	21	Potatoes	7
Broccoli	3	Dry Peas	21	Pumpkin	3
Cabbage	3	Eggplant	7	Radishes	7
Carrots	7	Green Peas	3	Snap Beans	3
Cauliflower	3	Melons	3	Squash	3
Collards	7	Peppers	7	Sweet Corn	1
Cucumbers	3			Tomatoes	1

FOR GARDEN TREE FRUITS, NUTS, AND BERRIES: Mix EVERCIDE® Emulsifiable Concentrate 28061 in a tank type or hose end sprayer at the rate of 1 fluid ounce per gallon of water. Apply as a full coverage spray to upper and lower leaf surfaces. Spray to wet but not to the point of runoff. Apply as necessary to maintain control waiting at least 7 days between each application.

TO CONTROL THE FOLLOWING INSECTS: Apple Aphid, Black Cherry Aphid, Blueberry Spanworm, Cherry Fruitworm, Cranberry Fruitworm, Cranberry Weevil, Grasshoppers, Leafhoppers, Red Striped Fireworm, Codling Moth, Leafrollers, Leafhoppers, Green Fruit Worm, Plant Bugs, Oblique Banded Leafroller, Variegated Leafroller, Tentiform Leaf Miner, San Jose Scale (on fruit only), Tufted Apple Budmoth, Plum Curculio, Oriental Fruit Moth, Apple Maggot, Red-Banded Leafroller, Lesser Appleworm, Rosey Apple Aphid, Periodical Cicada, Pear Psylla, Pear Slug, Naval Orangeworm, Peach Twig Borer, Filbert Worm, Peach Tree Borer, Lesser Peach Tree Borer, Cherry Fruit Fly, American Plum Borer, Pecan Weevil, Hickory Shuckworm, Pecan Nut Casebearer, Pecan Aphids, Pecan Spittlebug, Pecan Stem Phylloxera, Pecan Leaf Phylloxera, Walnut Aphid, Walnut Husk Fly.

CROP	DAYS TO HARVEST	CROP	DAYS TO HARVEST
Apple	21	Pecans	21
Almond	21	Pears	28
Blueberry	14	Stone Fruits	
Caneberries		Apricot	14
Blackberries	21	Cherries	14
Loganberries	21	Nectarines	14
Red Raspberries	21	Peaches	14
Black Raspberries	21	Plums	14
Elderberries	21	Prunes	14
Gooseberries	21	Walnuts	21
Filberts	21		

FOR USE ON ORNAMENTAL PLANTS (Annuals and Perennials), SHRUBS & ROSES: Mix EVERCIDE® Emulsifiable Concentrate 28061 in a tank type or hose end sprayer at the rate of 1 fluid ounce per gallon of water. Apply to cover upper and lower leaf surfaces. Spray to wet but not to the point of runoff. Apply as necessary to maintain control waiting at least 7 days between each application.

TO CONTROL THE FOLLOWING INSECTS: Alfalfa Caterpillar, Alfalfa Looper, Aphid, Armyworm, Artichoke Plume Moth, Beet Armyworm, Buckhorn Aphid, Cabbage Looper, Carrot Weevil, Celery Looper, Chinch Bug, Colorado Potato Beetle, Corn Earworm, Corn Rootworm (adults), Cowpea Curculio, Cucumber Beetle (adults) - spotted and striped, Cutworm, Diamondback Moth, European Corn Borer, Flea Beetle, Grasshopper, Green Cloverworm, Imported Cabbageworm, Leafhopper, Looper, Lygus Bug, Mexican Bean Beetle, Painted Lady Caterpillar, Pea Aphid, Pea Weevil, Pepper Weevil, Pickleworm, Potato Leafhopper, Potato Psyllid, Potato Tuberworm, Rindworm, Saltmarsh Caterpillar, Sap Beetle, Southwestern Corn Borer, Squash Bug, Squash Vine Borer, Stalk Borer, Stink Bug, Tarnished Plant Bug, Tobacco Hornworm, Tomato Fruitworm, Tomato Hornworm, Tomato Pinworm, Vegetable Leafminer, Velvetbean Caterpillar, Western Bean Cutworm, Whitefly, Japanese Beetle, Spittlebugs, Redheaded Pine Sawfly, Balsam Woolly Adelgid, Pine Chafer, Red Pine Sawfly, Pine Coreid Bug, European Pine Sawfly, Northern Pine Weevil.

LAWN FLEA AND TICK CONTROL:

To kill fleas and ticks harboring in lawns and backyards, use this concentrate in a hose-end sprayer. Place required amount of concentrate in sprayer jar (see chart below) and fill with water to the recommended level. Mix well. Attach to sprayer and spray as recommended. For best results, lawn should be mowed a day or two before spraying. Spray using a slow, even sweeping motion, being sure to cover the entire lawn surface where the pets will normally frequent. Spray under ornamentals and trees, but avoid soaking young or flowering plants. Kills on contact the Ixodes scapularis tick (deer tick), which may carry Lyme disease. Also kills foraging fire ants upon direct contact. A registered fire ant mound treatment should also be used in conjunction with this product.

Keep pets and children out of treated areas until after the spray has dried. Do not spray animals. Dogs, cats, their kennel or bedding area should also be treated with a registered flea and tick control product in conjunction with this application.

4/17

HOSE END SPRAY APPLICATION

Amount of Product to Use Fluid Ounces*	Amount of Water to Use	Area to be Treated
1 fluid ounce	3 gallons	500 sq. ft. (50' x 10')
2 fluid ounces	6 gallons	1,000 sq. ft. (50' x 20')
4 fluid ounces	12 gallons	2,000 sq. ft. (50' x 40')

FOR OUTDOOR PESTS: Mix EVERCIDE® Emulsifiable Concentrate 28061 in a tank type or hose end sprayer or watering can at the rate of 2 fluid ounces per gallon of water to control on contact ants, cockroaches (including German and Asian cockroaches), crickets, palmetto bugs, pillbugs, sowbugs, spiders, and ticks. Use at the rate of 1 gallon (diluted spray) per 1,000 square feet to outside surfaces of buildings, porches, patios, garages and other areas where these pests have been seen or are found. Do not spray in or near fish ponds or other bodies of water. Do not allow spray to contact ornamental plants or shrubs because of possible injury.

Building Perimeter Treatment: To help prevent infestations of buildings by ants, centipedes, crickets, sowbugs, pillbugs, and spiders, treat a 12-18 inch band of soil or other substrate adjacent to buildings and the building foundation to a height of 2 to 3 feet where these pests are active and may find entrance. Use 16 fluid ounces of concentrate per gallon of water and apply as a coarse wet spray at the rate of 1 gallon per 1,000 square feet.

STORAGE AND DISPOSAL

Do not contaminate water, food, or feed by storage or disposal.

STORAGE: Store in a warm, dry place. Keep container closed.

DISPOSAL:

If empty: Do not reuse this container. Place in trash or offer for recycling if available.

If partially filled: Call your local solid waste agency or 1-800-CLEANUP for disposal instructions. Never place unused product down any indoor or outdoor drain.

Net Contents _____

Manufactured by:

Mc LAUGHLIN GORMLEY KING COMPANY
8810 Tenth Avenue North
Minneapolis, MN 55427

EPA Reg. No. 1021-1778

EPA Est. No. 1021-MN-2

5717

28061-304

EVERCIDE® Emulsifiable Concentrate 28061

[indicates optional text]

MAKES UP TO 96 GALLONS [OF SPRAY] (quart)
Covers up to 16,000 sq ft of lawn (quart)

***[con]* OUTDOOR USE ONLY**
CONCENTRATE

Contains Esfenvalerate, a Synthetic Pyrethroid
Multi-Purpose Insect Killer
Low Odor

NEW FORMULA

One Application:

- Kills Beetles (including Japanese Beetle), Caterpillars (including Tomato Hornworm), Ants, Fleas, Ticks (including ticks [which (that) may carry] Lyme disease) and [&] other lawn, garden and [&] nuisance pests [insects] [bugs]
- Kills on contact
- Kills [Controls over] [more than] 100 insects [bugs] [pests] on vegetables, flowers, lawns, and [&] shrubs

On [For] Roses, Flowers, Shrubs, Fruits, Vegetables, Lawns and [&] Other Outdoor Surfaces

Controls [Kills over] [more than] 100 insects [bugs] [pests]

Can be used on [most popular] fruits and [&] vegetables (see back panel for details)

Use in [on] Vegetable Gardens

Guaranteed Kill or your money back

Active Ingredient

Esfenvalerate	00.425%
Other Ingredients	99.575%

KEEP OUT OF REACH OF CHILDREN
CAUTION

See back panel booklet for additional precautionary statements.

NET 32 FL OZ (1 QT) 946 mL

Open Resealable Label
for Directions & Precautions
PRESS TO RESEAL

[DNS icon] Easy to apply with [an Ortho Dial 'n Spray®], hose-end or tank sprayer.

PRODUCT FACTS
KILLS PESTS [INSECTS] [BUGS]
Garden Pests [Insects] [Bugs]: Aphids, Beetles (including Japanese Beetle), Caterpillars (including Tomato Hornworm), Whiteflies and [&] other lawn, garden and [&] nuisance bugs [insects] [pests]
Nuisance Pests [Insects] [Bugs]: Ants, Fleas, Ticks (including Ticks which may carry Lyme disease), Cockroaches, Spiders and [&] other lawn, garden and [&] nuisance bugs [insects] [pests]
<i>[Option to list other pests listed on this label in this section.]</i>
WHERE TO USE/ AMOUNT TO USE
<ul style="list-style-type: none"> • In Gardens: 1 fl oz (2 Tbs) / gal water (On Flowers, Shrubs, Vegetables and [&] Fruits) • On Lawns: 2 tsp / gal water / 167 sq ft • For Nuisance Pests Outdoors: 2 oz / gal water / 1000 sq ft • On Other Outdoor Surfaces: 4 Tbs (2 fl oz) / gal water / 1000 sq ft <p>Do not use utensils for food use after using them for measuring this product.</p>
Questions, Comments or Medical Information ? call 1-800-225-2883 www.ortho.com

Specially formulated for residential use.

DIRECTIONS FOR USE

It is a violation of Federal law to use this product in a manner inconsistent with its labeling.

IN GARDENS

**MIXING INSTRUCTIONS
In Gardens**

Amount to Use: 1 fl oz (2 Tbs) per gal of water for hose-end or tank sprayer
 [DNS icon] When using Ortho Dial 'n Spray®

1. Set dial to 1 oz.
2. Pour product into sprayer to fill jar one-quarter to one-half full. **DO NOT** add water.
3. After spraying, unused product can be poured back into its original container.

1 Tablespoon (Tbs) = 3 teaspoons (tsp) 1 fl oz = 2 Tbs

HOW TO APPLY

[Use a Tank, Ortho Dial 'n Spray®, or Hose-End Sprayer] Spray plant to wet the upper and lower leaf surfaces until dripping.

WHEN TO APPLY

Apply as necessary to maintain control waiting at least 7 days between each application.

PLANTS

Ornamental Plants including: Roses, Flowers, Shrubs and [&] Shade Trees
Vegetables: See list in following table.

Vegetables	Days to Harvest	Vegetables	Days to Harvest	Vegetables	Days to Harvest
Artichoke	7	Dry Beans	21	Potatoes	7
Broccoli	3	Dry Peas	21	Pumpkin	3
Cabbage	3	Eggplant	7	Radishes	7
Carrots	7	Green Peas	3	Snap Beans	3
Cauliflower	3	Melons	3	Squash	3
Collards	7	Peppers	7	Sweet Corn	1
Cucumbers	3			Tomatoes	1

Fruits and [&] Nut Trees: See crops in following table.

Fruits and [&] Nut Trees	Days to Harvest	Fruits and [&] Nut Trees	Days to Harvest
Almond	21	Peaches	14
Apple	21	Pecans	21
Apricot	14	Pears	28
Blueberry	14	Plums	14
Caneberries (Blackberries, Loganberries, Red Raspberries and [&] Black Raspberries)	21	Prunes	14
Cherries	14	Walnuts	21
Elderberries	21		
Gooseberries	21		
Filberts	21		
Melons	3		
Nectarines	14		

PESTS [BUGS] [INSECTS] CONTROLLED [KILLED]

On Ornamental Plants

Aphid, Armyworm, Balsam Woolly Adelgid, Buckhorn Aphid, Cabbage Looper, Cucumber Beetle (adults) - spotted and [&] striped, Cutworm, European Pine Sawfly, Fall Webworm, Flea Beetle, Grasshopper, Gypsy Moth, Imported Cabbageworm, Japanese Beetle, Leafhopper, Looper, Northern Pine Weevil, Pine Chafer, Pine Coreid Bug, Red Pine Sawfly, Redheaded Pine Sawfly, Saltmarsh Caterpillar, Spittlebugs, Tent Caterpillar and [&] Whitefly

On Vegetables and [&] Melons

Alfalfa Caterpillar, Alfalfa Looper, Aphid, Armyworm, Artichoke Plume Moth, Beet Armyworm, Buckhorn Aphid, Cabbage Looper, Carrot Weevil, Celery Looper, Chinch Bug, Colorado Potato Beetle, Corn Earworm, Corn Rootworm (adults), Cowpea Curculio, Cucumber Beetle (adults) - spotted and [&] striped, Cutworm, Diamondback Moth, European Corn Borer, Flea Beetle, Grasshopper, Green Cloverworm, Imported Cabbageworm, Leafhopper, Looper, Lygus Bug, Mexican Bean Beetle, Painted Lady Caterpillar, Pea Aphid, Pea Weevil, Pepper Weevil, Pickleworm, Potato Leafhopper, Potato Psyllid, Potato Tuberworm, Rindworm, Saltmarsh Caterpillar, Sap Beetle, Southwestern Corn Borer, Squash Bug, Squash Vine Borer, Stalk Borer, Stink Bug, Tarnished Plant Bug, Tobacco Hornworm, Tomato Fruitworm, Tomato Hornworm, Tomato Pinworm, Vegetable Leafminer, Velvetbean Caterpillar, Western Bean Cutworm and [&] Whitefly

On Berries, Fruit and [&] Nut Trees

Apple Aphid, Black Cherry Aphid, Blueberry Spanworm, Cherry Fruitworm, Cranberry Fruitworm, Cranberry Weevil, Grasshoppers, Leafhoppers, Red Striped Fireworm, Codling Moth, Leafrollers, Leafhoppers, Green Fruit Worm, Plant Bugs, Oblique Banded Leafroller, Variegated Leafroller, Tentiform Leaf Miner, San Jose Scale (on fruit only), Tufted Apple Budmoth, Plum Curculio, Oriental Fruit Moth, Apple Maggot, Red-Banded Leafroller, Lesser Appleworm, Rosey Apple Aphid, Periodical Cicada, Pear Psylla, Pear Slug, Naval Orangeworm, Peach Twig Borer, Filbert Worm, Peach Tree Borer, Lesser Peach Tree Borer, Cherry Fruit Fly, American Plum Borer, Pecan Weevil, Hickory Shuckworm, Pecan Nut Casebearer, Pecan Aphids, Pecan Spittlebug, Pecan Stem Phylloxera, Pecan Leaf Phylloxera, Walnut Aphid and [&] Walnut Husk Fly

ON OTHER OUTDOOR SURFACES**BUGS [INSECTS] [PESTS] CONTROLLED [KILLED]**

Ants, Cockroaches (including German and Asian Cockroaches), Crickets, Palmetto Bugs, Sowbugs, Pillbugs, Spiders, and Ticks.

MIXING INSTRUCTIONS On Other Outdoor Surfaces
--

<p>Amount to Use: 2 fluid ounces per gallon of water for 1000 square feet of outside surfaces [in a hose-end or tank sprayer].</p>

<p>[When using Ortho Dial 'n Spray[®]</p>

- | |
|--|
| <ol style="list-style-type: none"> 1. Set dial to 2 ounces 2. Add 6 fluid ounces (12 Tbs) to sprayer jar. DO NOT add water. 3. Spray evenly over 3,000 sq ft (50' x 60') |
|--|

1 Tablespoon (Tbs) = 3 teaspoons (tsp)

1 fl oz = 2 Tbs

HOW TO APPLY

[Use a Tank, **Ortho Dial 'n Spray**[®], or Hose-End Sprayer]. Spray outdoor surfaces of buildings, porches, patios, garages and [&] other areas where these bugs [insects] [pests] have been seen or are found. Do not spray in or near fishponds or other bodies of water.

9/17

ON LAWNS

BUGS [INSECTS] [PESTS] CONTROLLED [KILLED]

Fleas and [&] Ticks (including ticks [which (that) may carry Lyme disease])
Also kills foraging fire ants upon direct contact.

**MIXING INSTRUCTIONS
On Lawns**

Amount to Use: 2 tsp per gal of water for each 167 sq ft for hose-end sprayers

[DINS icon] When using **Ortho Dial 'n Spray®**

1. Set dial to 2 tsp.
2. Add 6 fl oz (12 Tbs) to sprayer jar. **DO NOT** add water.
3. Spray evenly over 3000 sq ft (50' x 60')

1 Tablespoon (Tbs) = 3 teaspoons (tsp)

1 fl oz = 2 Tbs

HOW TO APPLY

[Use a Tank, **Ortho Dial 'n Spray®**, or Hose-End Sprayer].

- Measure lawn. Calculate square feet by multiplying length times width. [*walking man icon*]
- Spray evenly over measured area. Treat entire lawn. Also spray under trees and shrubs.
- [Treat fire ant mounds with Ortho Orthene® Fire ant Killer.]

Important: Do not spray animals. Dogs, cats, their kennels or bedding areas should also be treated with a registered flea and tick control product [such as (product name)] in conjunction with this application.

WHEN TO MOW LAWN

For best results, mow a day or two before spraying.

[reentry icon] People and pets may enter treated area after spray has dried.

STORAGE AND DISPOSAL

STORAGE: Store in original container in a safe place.

DISPOSAL:

If empty: Do not reuse this container. Place in trash or offer for recycling if available.

If partially filled: Call your local solid waste agency or 1-800-CLEANUP for disposal instructions. Never place unused product down any indoor or outdoor drain.

10717

**PRECAUTIONARY STATEMENTS
HAZARDS TO HUMANS & DOMESTIC ANIMALS**

CAUTION:

Harmful if swallowed or absorbed through skin. Causes moderate eye irritation. Avoid contact with skin, eyes or clothing. Prolonged or frequently repeated skin contact may cause allergic reactions in some individuals. Wash thoroughly with soap and water after handling.

FIRST AID:

IF SWALLOWED: Call a Poison Control Center or doctor immediately for treatment advice. Have person sip a glass of water if able to swallow. Do not induce vomiting unless told to do so by the Poison Control Center or doctor. Do not give anything by mouth to an unconscious person.

IF IN EYES: Hold eye open and rinse slowly and gently with water for 15-20 minutes. Remove contact lenses, if present, after the first 5 minutes, then continue rinsing eye. Call a Poison Control Center or doctor for treatment advice.

IF ON SKIN OR CLOTHING: Take off contaminated clothing. Rinse skin immediately with plenty of water for 15-20 minutes. Call a Poison Control Center or doctor for treatment advice.

Emergency Information call 1-800-225-2883.

ENVIRONMENTAL HAZARDS

This pesticide is extremely toxic to fish. Do not apply directly to water. Drift from treated areas may be hazardous to organisms in adjacent aquatic sites. Do not pour product or rinse water down any drain. Do not contaminate water when disposing of equipment washwaters or rinsate.

PHYSICAL OR CHEMICAL HAZARDS

Do not use or store near heat or open flame.

NOTICE: Buyer assumes all responsibility for safety and use not in accordance with directions.

▣ Questions, Comments or Medical Information ?
call 1-800-225-2883 www.ortho.com

Ortho®, Dial 'n Spray®, Registered trademarks of Monsanto Company
EVERCIDE® - Registered trademark of McLaughlin Gormley King Co.

EPA Reg No 1021-1778
EPA Est.
Superscript is first letter of lot number
Made in USA

11/17

28061-304

EVERCIDE® Emulsifiable Concentrate 28061

[indicates optional text]

ORTHO® [product name]
LOCK 'N SPRAY®

PEEL OFF
NEW!
Lock 'N Spray® *[logo]* **SYSTEM**
Easy [illustration]
Fast [illustration]
Clean [illustration]

Makes up to 96 gallons [of spray] (quart)
Covers up to 16,000 sq ft of lawn (quart)

[icon] **[FOR] OUTDOOR USE ONLY**

NEW FORMULA
Contains Esfenvalerate, a Synthetic Pyrethroid
Multi-Purpose Insect Killer
Low Odor

One Application:

- Kills Beetles (including Japanese Beetle), Caterpillars (including Tomato Hornworm), Ants, Fleas, Ticks (including ticks [which (that) may carry] Lyme disease) and [&] other lawn, garden and [&] nuisance pests [insects] [bugs]
- Kills on contact
- Kills [Controls over] [more than] 100 insects [bugs] [pests] on vegetables, flowers, lawns, and [&] shrubs

On [For] Roses, Flowers, Shrubs, Fruits, Vegetables, Lawns and [&] Other Outdoor Surfaces

Controls [Kills over] [more than] 100 insects [bugs] [pests]

Can be used on [most popular] fruits and [&] vegetables (see back panel for details)

Use in [on] Vegetable Gardens

Guaranteed Kill or your money back

Active Ingredient	
Esfenvalerate	00.425%
Other Ingredients	99.575%

KEEP OUT OF REACH OF CHILDREN
CAUTION

See back panel booklet for additional precautionary statements.

NET 32 FL OZ (1 QT) 946 mL

12/17

Open Resealable Label
for Directions & Precautions
PRESS TO RESEAL


FOR USE WITH THE Lock 'N Spray® [logo] [SYSTEM]

[Product name] controls over 100 garden and nuisance pests. Reapply [product name] as directed for a more beautiful yard [garden].

[Product name] in the unique Lock 'N Spray System makes it fast and easy to control over 100 garden and nuisance pests. Reapply [product name] as directed for a more beautiful yard [garden]. Simply attach the Lock 'N Spray sprayer to this cartridge and the correct amount of [product name] and water mix automatically. No measuring. No mixing. No messy cleanup. And Lock 'N Spray cartridges are spill-proof!

The unique Lock 'N Spray System makes [product name] fast and easy to apply -- simply attach the Lock 'N Spray sprayer to this cartridge and the correct amount of [product name] and water mix automatically. No measuring. No mixing. No messy cleanup. And Lock 'N Spray cartridges are spill-proof!

Thank you for choosing Ortho. You'll like the results and so will your yard [lawn] and garden.

PRODUCT FACTS	
KILLS	
PESTS [INSECTS] [BUGS]	
<ul style="list-style-type: none"> • Garden Pests: Aphids, beetles (including Japanese beetle), caterpillars (including tomato hornworm), whiteflies and other garden insects [and nuisance insects]. • Nuisance Pests: Ants, fleas, ticks (including ticks which may carry Lyme disease) [including Lyme disease ticks], cockroaches, spiders and other nuisance pests [insects]. 	
<i>[Option to list other pests listed on this label in this section.]</i>	
WHERE TO USE/	
AMOUNT TO SPRAY	
<ul style="list-style-type: none"> • In Gardens[(On Flowers, Shrubs, Vegetables and [&] Fruits)]: Spray plant to wet the upper and lower leaf surfaces until dripping. [One quart (entire contents) makes 32 gallons of spray.] • On Lawns: 1 [One] quart (entire contents) treats 16,000 sq. ft. • For Nuisance Pests: Outdoors (32 oz. treats 16,000 sq. ft.) • On Other Outdoor Surfaces: 1 [One] quart (entire contents) treats 16,000 sq. ft. 	
Do not use utensils for food use after using them for measuring this product.	
	Questions, Comments or Medical Information ?
	call 1-800-225-2883 www.ortho.com

Specially formulated for residential use.

DIRECTIONS FOR USE

It is a violation of Federal law to use this product in a manner inconsistent with its labeling.

HOW TO USE THE Lock 'N Spray® [logo] SYSTEM	
CONNECT <i>[illustration #1]</i>	Connect sprayer to hose.
ATTACH <i>[illustration #2]</i>	Attach cartridge to sprayer. Turn cartridge until it clicks into place.
SPRAY <i>[illustration #3]</i>	To begin spraying, rotate sprayer nozzle tip to direct spray up or down, or remove for a 20 to 25 foot (ft) jet spray. Turn on water and squeeze trigger.
FINISH <i>[Reverse illustration #2]</i>	<ul style="list-style-type: none"> • To stop spraying, release trigger, unlock cartridge and remove from sprayer. (No need to turn off water.) • To clean sprayer, flush with water, squeezing and releasing trigger in 2 short bursts. Turn off water. • Squeeze trigger to drain water from sprayer, then disconnect sprayer from hose.
Cartridge reseals itself automatically - No spills, no leaks!	

HOW TO USE THE READY-TO-SPRAY SYSTEM	
CONNECT	<ol style="list-style-type: none"> 1. Connect sprayer to hose. 2. Turn on water.
SPRAY	<ol style="list-style-type: none"> 1. To begin spraying, point in the direction you want to spray. 2. Bend small yellow plastic tab back and turn knob clockwise to ON position. 3. Spray evenly over measured area.
FINISH	<ol style="list-style-type: none"> 1. To stop spraying, turn knob counter-clockwise to OFF position. 2. Turn off water. 3. Relieve water pressure by bending yellow plastic tab back and turning knob to ON position until water slows to a drip. Then, turn knob back to OFF position. 4. Disconnect sprayer from hose.

IN GARDENS

PESTS [BUGS] [INSECTS] CONTROLLED [KILLED]

On Ornamental Plants

Aphid, Armyworm, Balsam Woolly Adelgid, Buckhorn Aphid, Cabbage Looper, Cucumber Beetle (adults) - spotted and [&] striped, Cutworm, European Pine Sawfly, Fall Webworm, Flea Beetle, Grasshopper, Gypsy Moth, Imported Cabbageworm, Japanese Beetle, Leafhopper, Looper, Northern Pine Weevil, Pine Chafer, Pine Coreid Bug, Red Pine Sawfly, Redheaded Pine Sawfly, Saltmarsh Caterpillar, Spittlebugs, Tent Caterpillar and [&] Whitefly

14/17

INSECTS CONTROLLED

On Ornamental Plants (including: roses, flowers & shrubs)

Aphid, armyworm, balsam woolly adelgid, buckhorn aphid, cabbage looper, cucumber beetle (adults) - spotted and striped, cutworm, European pine sawfly, fall webworm, flea beetle, grasshopper, gypsy moth, imported cabbageworm, Japanese beetle, leafhopper, looper, northern pine weevil, pine chafer, pine coreid bug, red pine sawfly, redheaded pine sawfly, saltmarsh caterpillar, spittlebugs, tent caterpillar and whitefly

On Vegetables & Melons

Alfalfa caterpillar, alfalfa looper, aphid, armyworm, artichoke plume moth, beet armyworm, buckhorn aphid, cabbage looper, carrot weevil, celery looper, chinch bug, Colorado potato beetle, corn earworm, corn rootworm (adults), cowpea curculio, cucumber beetle (adults) - spotted and striped, cutworm, diamondback moth, European corn borer, flea beetle, grasshopper, green cloverworm, imported cabbageworm, leafhopper, looper, lygus bug, Mexican bean beetle, painted lady caterpillar, pea aphid, pea weevil, pepper weevil, pickieworm, potato leafhopper, potato psyllid, potato tuberworm, rindworm, saltmarsh caterpillar, sap beetle, southwestern corn borer, squash bug, squash vine borer, stalk borer, stink bug, tarnished plant bug, tobacco hornworm, tomato fruitworm, tomato hornworm, tomato pinworm, vegetable leafminer, velvetbean caterpillar, western bean cutworm and whitefly.

On Berries, Fruit and [&] Nut Trees

Apple Aphid, Black Cherry Aphid, Blueberry Spanworm, Cherry Fruitworm, Cranberry Fruitworm, Cranberry Weevil, Grasshoppers, Leafhoppers, Red Striped Fireworm, Codling Moth, Leafrollers, Leafhoppers, Green Fruit Worm, Plant Bugs, Oblique Banded Leafroller, Variegated Leafroller, Tentiform Leaf Miner, San Jose Scale (on fruit only), Tufted Apple Budmoth, Plum Curculio, Oriental Fruit Moth, Apple Maggot, Red-Banded Leafroller, Lesser Appleworm, Rosey Apple Aphid, Periodical Cicada, Pear Psylla, Pear Slug, Naval Orangeworm, Peach Twig Borer, Filbert Worm, Peach Tree Borer, Lesser Peach Tree Borer, Cherry Fruit Fly, American Plum Borer, Pecan Weevil, Hickory Shuckworm, Pecan Nut Casebearer, Pecan Aphids, Pecan Spittlebug, Pecan Stem Phylloxera, Pecan Leaf Phylloxera, Walnut Aphid and [&] Walnut Husk Fly

HOW TO APPLY

Spray plant to wet the upper and lower leaf surfaces until dripping.

WHEN TO APPLY [optional icon]

Apply as necessary to maintain control waiting at least 7 days between each application.

15/17

VEGETABLES	DAYS TO WAIT TO HARVEST	VEGETABLES	DAYS TO WAIT TO HARVEST
Artichoke	7	Green Peas	3
Broccoli	3	Peppers	7
Cabbage	3	Potatoes	7
Carrots	7	Pumpkin	3
Cauliflower	3	Radishes	7
Collards	7	Snap Beans	3
Cucumbers	3	Squash	3
Dry Beans	21	Sweet Corn	1
Dry Peas	21	Tomatoes	1
Eggplant	7		
MELONS	DAYS TO WAIT TO HARVEST		3

Fruits and [&] Nut Trees	Days to Harvest	Fruits and [&] Nut Trees	Days to Harvest
Almond	21	Peaches	14
Apple	21	Pecans	21
Apricot	14	Pears	28
Blueberry	14	Plums	14
Caneberries (Blackberries, Loganberries, Red Raspberries and [&] Black Raspberries)	21	Prunes	14
Cherries	14	Walnuts	21
Elderberries	21		
Gooseberries	21		
Filberts	21		
Melons	3		
Nectarines	14		

ON LAWNS

BUGS [INSECTS] [PESTS] CONTROLLED [KILLED]

Fleas and [&] Ticks (including ticks [which (that) may carry] Lyme disease)
Also kills foraging fire ants upon direct contact.

HOW TO APPLY

[walking man icon]

- Measure lawn. Calculate square feet by multiplying length times width. (2 oz. treats 1,000 sq. ft.)
- Spray evenly over measured area. Treat entire lawn. Also spray under trees and shrubs.

WHEN TO MOW LAWN

For best results, mow a day or two before spraying.

16/17

ON OTHER OUTDOOR SURFACES

BUGS [INSECTS] [PESTS] CONTROLLED [KILLED]

Ants, Cockroaches (including German and Asian Cockroaches), Crickets, Palmetto Bugs, Sowbugs, Pillbugs, Spiders, and Ticks.

INSECTS CONTROLLED

Ants, cockroaches (including German and Asian cockroaches), crickets, palmetto bugs, sowbugs, pillbugs, spiders and ticks (including ticks which may carry Lyme disease) [including Lyme disease ticks]

HOW TO APPLY

Spray outdoor surfaces of buildings, porches, patios, garages and other areas where these insects have been seen or are found. Do not spray in or near fishponds or other bodies of water. (2 oz. treats 1,000 sq. ft.)

IMPORTANT

[reentry icon] People and pets may enter treated area after spray has dried.

Do not spray animals [with this product]. [Dogs, cats, their kennels or bedding areas should also be treated with a registered flea and tick control product in conjunction with this application].

[For complete flea control, it is also important to control fleas indoors and on pets. Use a product registered for use on dogs and cats, such as [product name]. For indoors on carpets or pet resting areas, use a product such as [product name].]

STORAGE AND DISPOSAL [icon]

STORAGE: Store in original container in a safe place.

DISPOSAL:

- If empty: Do not reuse this container. Place in trash or offer for recycling if available.
- If partially filled: Call your local solid waste agency or 1-800-CLEANUP for disposal instructions. Never place unused product down any indoor or outdoor drain.

17/17

PRECAUTIONARY STATEMENTS [icon]

HAZARDS TO HUMANS & DOMESTIC ANIMALS

CAUTION: Harmful if swallowed or absorbed through skin. Causes moderate eye irritation. Avoid contact with skin, eyes or clothing. Prolonged or frequently repeated skin contact may cause allergic reactions in some individuals. Wash thoroughly with soap and water after handling.

FIRST AID: IF SWALLOWED: Call a Poison Control Center or doctor immediately for treatment advice. Have person sip a glass of water if able to swallow. Do not induce vomiting unless told to do so by the Poison Control Center or doctor. Do not give anything by mouth to an unconscious person. **IF IN EYES:** Hold eye open and rinse slowly and gently with water for 15-20 minutes. Remove contact lenses, if present, after the first 5 minutes, then continue rinsing eye. Call a Poison Control Center or doctor for treatment advice.

IF ON SKIN OR CLOTHING: Take off contaminated clothing. Rinse skin immediately with plenty of water for 15-20 minutes. Call a Poison Control Center or doctor for treatment advice.

Emergency Information call 1-800-225-2883.

ENVIRONMENTAL HAZARDS

This pesticide is extremely toxic to fish. Do not apply directly to water. Drift from treated areas may be hazardous to organisms in adjacent aquatic sites. Do not pour product or rinse water down any drain. Do not contaminate water when disposing of equipment washwaters or rinsate.

PHYSICAL OR CHEMICAL HAZARDS

Do not use or store near heat or open flame.

NOTICE: Buyer assumes all responsibility for safety and use not in accordance with directions.

▣ Questions, Comments or Medical Information ?
call 1-800-225-2883 www.ortho.com

Ortho®, Lock 'n Spray®, Registered trademarks of Monsanto Company
EVERCIDE® - Registered trademark of McLaughlin Gormley King Co.

EPA Reg No 1021-1778
EPA Est.
Superscript is first letter of lot number
Made in USA