

1021-1771

2/16/2010

1 of 13



UNITED STATES ENVIRONMENTAL PROTECTION AGENCY
WASHINGTON, D.C. 20460

OFFICE OF
PREVENTION, PESTICIDES
AND TOXIC SUBSTANCES

Ms. Miriam Frugis
McLaughlin Gormley King Company
8810 Tenth Avenue North
Minneapolis, MN 55427

FEB 16 2010

Subject: Label Notification(s) for Pesticide Registration 2007-4

Dear: Ms. Frugis:

The Agency is in receipt of your Application(s) for Pesticide Notification under Pesticide Registration Notice (PRN) 2007-4 dated for January 11, 2010

EPA Registration Number: 1021-1771 PyGanic® Crop Protection EC 1.4_{II}

The Registration Division (RD) has conducted a review of this request for applicability Under PRN 2007-4 and finds that the label change(s) requested falls within the scope of PRN-2007-4. The label has been date-stamped "Notification" and will be placed in our records.

Please re reminded that 40 CFR Part 156.140(a)(4) requires that a batch code, lot number, or other code identifying the batch of the pesticide distributed and sold be placed on non-refillable containers. The code may appear either on the label (and can be added by non-notification/PR Notice 98-10) or durably marked on the container itself.


If you have any questions, please contact Melody Banks on 703 305-5413.

Sincerely,

A handwritten signature in black ink, appearing to read "Richard Gebken".

Richard Gebken
Product Manager
Insecticide Branch
Registration Division (7505P)

2013

 <p>United States Environmental Protection Agency Washington, DC 20460</p>	Registration Amendment Other	OPP Identifier Number
--	------------------------------------	-----------------------

Application for Pesticide - Section I

1. Company/Product Number 1021-1771	2. EPA Product Manager Richard Gebken	3. Proposed Classification <input checked="" type="checkbox"/> None <input type="checkbox"/> Restricted
4. Company/Product (Name) PyGanic® Crop Protection 1.4 II	PM# 10	
5. Name and Address of Applicant (Include Zip Code) McLAUGHLIN GORMLEY KING COMPANY 8810 TENTH AVENUE NORTH MINNEAPOLIS, MN 55427 <input type="checkbox"/> Check if this is a new address		6. Expedited Review. In accordance with FIFRA Section 3(c)(3)(b)(i), my product is similar or identical in composition and labeling to: EPA Reg. No. _____ Product Name _____

Section - II

<input type="checkbox"/> Amendment - Explain below.	<input type="checkbox"/> Final printed labels in response to Agency letter dated _____
<input type="checkbox"/> Resubmission in response to Agency letter dated _____	<input type="checkbox"/> "Me Too" Application.
<input checked="" type="checkbox"/> Notification - Explain below.	<input type="checkbox"/> Other - Explain below.

NOTIFICATION
FEB 16 2010


Explanation: Use additional page(s) if necessary. (For section I and Section II.)
Notifications Per PR-Notice 2007-4 and PR-Notice 98-10
 change: storage and disposal language and add metric units to the Directions for Use.
 no changes in application rates.

Section - III

1. Material This Product Will Be Packaged In:				2. Type of Container	
Child-Resistant Packaging <input type="checkbox"/> Yes* <input checked="" type="checkbox"/> No	Unit Packaging <input checked="" type="checkbox"/> Yes <input type="checkbox"/> No	Water Soluble Packaging <input type="checkbox"/> Yes <input checked="" type="checkbox"/> No			<input type="checkbox"/> Metal <input checked="" type="checkbox"/> Plastic <input type="checkbox"/> Glass <input type="checkbox"/> Paper <input type="checkbox"/> Other (Specify)
*Certification must be submitted If "Yes" Unit Packaging wgt. No. per container 6X1Quart 4X1Gallon 1X55Gallons		If "Yes" Package wgt. No. per container 1 Quart 55 gallon 1 Gallon			
3. Location of Net Contents information <input checked="" type="checkbox"/> Label <input type="checkbox"/> Container		4. Size(s) Retail Container 1 Quart 55 gallon 1 Gallon		5. Location of Label Directions <input checked="" type="checkbox"/> On Label <input type="checkbox"/> On Labeling accompanying product	
6. Manner in Which Label is Affixed to Product <input type="checkbox"/> Lithograph <input type="checkbox"/> Other <input checked="" type="checkbox"/> Paper glued <input type="checkbox"/> Stenciled					

Section - IV

1. Contact Point (Complete items directly below for identification of individual to be contacted, if necessary, to process this application.)		
Name Miriam Frugis	Title Regulatory Affairs Specialist	Telephone No. (Include Area Code) (763) 544-0341

Certification I certify that the statements I have made on this form and all attachments thereto are true, accurate and complete. I acknowledge that any knowingly false or misleading statement may be punishable by fine or imprisonment or both under applicable law.		6. Date Application Received (Stamped)
2. Signature 	3. Title Regulatory Affairs Specialist	
4. Typed Name Miriam Frugis	5. Date 1/11/2010	

3013

MKGK[®]

McLAUGHLIN GORMLEY KING COMPANY

8810 Tenth Avenue North • Minneapolis, MN 55427-4319 U.S.A.

763-544-0341 • 800-645-6466 • Fax 763-544-6437 • www.mgk.com

January 11, 2010

Document Processing Desk (NOTIF)
U.S. ENVIRONMENTAL PROTECTION AGENCY
Office of Pesticide Programs (H7504P)
Room S-4900, One Potomac Yard
2777 South Crystal Dr.
Arlington, VA 22202-4501

Via Courier

Subject: PyGanic[®] Crop Protection EC 1.4_{II}
EPA Reg. No. 1021-1771
Notification Per PR-Notice 2007-4.

Dear Sir or Madam:

By Notification we are adding storage and disposal language to comply with the Final Rule "Pesticide Management and Disposal; Standards for Pesticide Containers and Containment" for containers greater than 5 Gallons.

Enclosed are 2 copies of the label, one copy has changes highlighted.

Notification of label change per PR Notice 2007-4. This notification is consistent with the guidance in PR Notice 2007-4 and the requirements of EPA's regulations at 40 CFR §§ 156.10, 156.140, 156.144, 156.146, and 156.156. No other changes have been made to the labeling or the Confidential Statement of Formula for this product. I understand that it is a violation of 18 U.S.C Sec. 1001 to willfully make any false statement to EPA. I further understand that if the amended label is not consistent with the requirements of 40 CFR §§ 156.10, 156.140, 156.144, 156.146, and 156.156, this product may be in violation of FIFRA and I may be subject to enforcement action and penalties under sections 12 and 14 of FIFRA.

If there are any questions or you need anything further, please contact this office.


Sincerely,

McLAUGHLIN GORMLEY KING COMPANY



Miriam Frugis
Regulatory Affairs Specialist

Enclosure



4 of 13

PyGanic 1.4 0110



McLaughlin
Gormley King
Company

PyGanic® Crop Protection EC 1.4 II



NOTIFICATION


FEB 16 2010

8810 Tenth Avenue N. / Minneapolis, Minnesota 55427-4319 U.S.A.

TELEPHONE (763-544-0341)

[] OR () indicates alternate or optional wording

- [For use in Restaurant]
- [For use on Livestock]
- [For indoor and outdoor uses]
- [Controls key livestock pests]
- [For Barns, Dairies and Poultry Houses]
- [For use in food storage and processing facilities]
- [For use on growing crops and ornamentals]
- [This product can be sprayed at any season of the year]
- [Flushes insects & mites from hiding]
- [Provides rapid knockdown & kill of plant pests]
- [Contains pyrethrum – a botanical insecticide derived from chrysanthemums]
- [For use on over 200 fruits and vegetables]
- [Can be tank mixed with other insect control products]
- [Non-persistent in the environment]
- [Can be used on day of harvest]
- [Non-flammable]
- [Controls more than 100 insects]
- [One gallon of product treats up to 8 acres]
- [Low odor]
- [Non-corrosive to spray equipment]



ACTIVE INGREDIENT:

Pyrethrins

OTHER INGREDIENTS

PYGANIC® - Registered trademark of McLaughlin Gormley King Company

KEEP OUT OF REACH OF CHILDREN

CAUTION PRECAUCIÓN

Si usted no entiende la etiqueta, busque a alguien para que se la explique a usted en detalle.
(If you do not understand the label, find someone to explain it to you in detail).

FIRST AID

IF SWALLOWED:	<ul style="list-style-type: none"> • Call poison control center or doctor immediately for treatment advice. • Have person sip a glass of water if able to swallow. • Do not induce vomiting unless told to do so by the poison control center or doctor. • Do not give anything by mouth to an unconscious person.
IF IN EYES:	<ul style="list-style-type: none"> • Hold eye open and rinse slowly and gently with water for 15-20 minutes. • Remove contact lenses, if present, after the first 5 minutes, then continue rinsing eye. • Call a poison control center or doctor for treatment advice.
IF ON SKIN OR CLOTHING:	<ul style="list-style-type: none"> • Take off contaminated clothing. • Rinse skin immediately with plenty of water for 15-20 minutes. • Call a poison control center or doctor for treatment advice.
IF INHALED:	<ul style="list-style-type: none"> • Move person to fresh air. • If person is not breathing, call 911 or an ambulance, then give artificial respiration, preferably by mouth-to-mouth, if possible. • Call a poison control center or doctor for further treatment advice.
Have the product container or label with you when calling a poison control center or doctor, or going for treatment. For information regarding medical emergencies or pesticide incidents, call 1-888-740-8712.	

50A13

**PRECAUTIONARY STATEMENTS
HAZARDS TO HUMANS AND DOMESTIC ANIMALS**

CAUTION

Harmful if swallowed or absorbed through skin. Avoid contact with skin, eyes or clothing. Avoid breathing vapors or spray mist. Wash thoroughly with soap and water after handling and before eating, drinking, chewing gum, or using tobacco. Remove and wash contaminated clothing before reuse. Prolonged or frequently repeated skin contact may cause allergic reactions in some individuals.

PERSONAL PROTECTIVE EQUIPMENT (PPE)

Some materials that are chemical-resistant to this product are listed below. If you want more options, follow the instructions for category E on an EPA chemical resistance category selection chart.

Applicators and other handlers must wear: Long-sleeved shirt and long pants; Chemical-resistant gloves, such as, Barrier Laminate, Nitrile Rubber, Neoprene Rubber, or Viton; Shoes plus socks.

Follow manufacturer's instructions for cleaning/maintaining PPE. If no such instructions for washables, use detergent and hot water. Keep and wash PPE separately from other laundry.

When handlers use aircraft in a manner that meets the requirements listed in the Worker Protection Standard (WPS) for agricultural pesticides 40 CFR 170.240 (d) (4-6), the handler PPE requirements may be reduced or modified as specified in the WPS.

User Safety Recommendations:

Users should:

Wash hands before eating, drinking, chewing gum, using tobacco or using the toilet. Remove clothing immediately if pesticide gets inside. Then wash thoroughly and put on clean clothing. Remove PPE immediately after handling this product. Wash the outside of gloves before removing. As soon as possible, wash thoroughly and change into clean clothing.

ENVIRONMENTAL HAZARDS

This pesticide is highly toxic to fish. For terrestrial uses, do not apply directly to water, or to areas where surface water is present or to intertidal areas below the mean high water mark. Drift from treated areas may be hazardous to organisms in adjacent aquatic sites. Do not contaminate water when disposing of equipment washwaters.

DIRECTIONS FOR USE

It is a violation of Federal Law to use this product in a manner inconsistent with its labeling.

Do not apply this product in a way that will contact workers or other persons, either directly or through drift. Only protected handlers may be in the area during application. For any requirement specific to your State or Tribe, consult the agency responsible for pesticide regulation.

AGRICULTURAL USE REQUIREMENTS

Use this product only in accordance with its labeling and with the Worker Protection Standard, 40 CFR, Part 170. This Standard contains requirements for the protection of agricultural workers on farms, forests, nurseries, and greenhouses, and handlers of agricultural pesticides. It contains requirements for training, decontamination, notification, and emergency assistance. It also contains specific instructions and exceptions pertaining to the statements on this label about personal protective equipment (PPE), and restricted-entry interval. The requirements in this box only apply to uses of this product that are covered by the Worker Protection Standard.

Do not enter or allow worker entry into treated areas during the restricted entry interval (REI) of 12 hours.

PPE required for early entry to treated areas that is permitted under Worker Protection Standard and that involves contact with anything that has been treated, such as plants, soil, or water, is:

- Coveralls;
- Chemical-resistant gloves, such as Barrier Laminate, Nitrile Rubber, Neoprene Rubber, or Viton;
- Shoes plus socks.

NON-AGRICULTURAL USE REQUIREMENTS

The requirements in this box apply to uses of this product that are NOT within the scope of the Worker Protection Standard for agricultural pesticides

6013

(40 CFR, Part 170). The WPS applies when this product is used to produce agricultural plants on farms, forests, nurseries, or greenhouses.

Keep unprotected persons out of treated areas until sprays have dried.

Wear protective clothing when using or handling this product to help avoid exposure to eyes and skin. Eye protection, gloves, a long-sleeved shirt and long-pants are recommended.

Allow spray to dry before allowing adults, children or pets on treated areas.

For any requirements specific to your State or Tribe, consult the agency responsible for pesticide regulation.

FOR THE CONTROL OF INSECTS: Including, but not limited to: Ants, Aphids, Apple Maggot, Armyworms, Artichoke Plume Moth, Asparagus Beetle, Beet Armyworm, Bagworm, Bean Beetles, Beetles, Blister Beetles, Blow Flies, Biting Flies, Boll Weevil, Cabbage Looper, Cankerworms, Carrot Weevil, Caterpillars, Clover Mite, Clover Weevil, Cockroaches, 12-spotted Cucumber Beetle, Codling Moth, Colorado Potato Beetles, Crickets, Crane Flies, Crickets, Cross-striped Cabbageworm, Cucumber Beetles, Darkling Beetles (lesser meal worm), Deer Fly, Deer Tick, Earwigs, Diamondback Larvae, Eastern Tent Caterpillar, Elm Leaf Beetle, European Corn Borer, European Pine Tip Moth, Face Fly, Fall Webworm, Fire Ants, Firebrats, Fireworms, Flea Beetles, Flies, Forest Tent Caterpillar, Fungus Gnats, Fruit Flies, Fruittree Leafroller, Glassy Winged Sharpshooter, Grape Leafhopper, Grape Leaf Skeletonizer, Green Fruit Worm, Green Peach Aphids, Greenhouse Thrips, Gypsy Moth (adults & larvae), Harlequin Bug, Heliothis sp., Hornets, Horn Fly, Hornworm, Horse Fly, House Fly, Imported Cabbageworm, Indian Meal Moth, Imported Cabbageworm, Japanese Beetle, Katydid, Lace Bugs, Leafhopper, Leafrollers, Leaf-tiers, Lice, Loopers, Lygus, Mealy Bugs, Mediterranean Flour Moth, Mexican Bean Beetle, Midges, Millipedes, Mosquitoes, Mushroom Flies, Navel Orangeworm, Onion Maggot, Pear Psylla, Potato Leafhopper, Psyllids, Rice Weevil, Saw Toothed Grain Beetle, Scale, Silverfish, Skippers, Sowbugs, Stable Fly, Stink Bugs, Spiders, Stable Fly, Tabanidae, Tarnished Plant Bug, Thrips, Tomato Hornworm, Vinegar Flies, Wasps, Webworms, Whiteflies and Yellowjackets.

USED ALONE: Apply 16 ounces (1 pint) (1.2 L / Ha) to 64 ounces (2 quarts) (4.68 L/Ha) per acre by ground in sufficient water for thorough coverage. This product may be applied by air at the rate of 16 to 64 ounces per acre (1.2 L to 4.75 L/Ha) in a minimum of 5 gallons (18.9 L) of water. Mix only enough for immediate use. Spraying should begin when the insects first appear. Do not wait until the plants are heavily infested. Repeat as required to maintain effective control. It is recommended that the final spray mix be buffered to a pH of 5.5-7.0.

To avoid possible harm to honey bees, it is advisable to apply in the early morning or late evening hours.

USED AS A TANK MIX: This product may be tank mixed with other insecticides, acaricides, fungicides, adjuvants and wetting agents. This application should conform to accepted use precautions and directions for both products. Tank mix applications must be made in accordance with the more restrictive of label limitations and precautions. No label application rates may be exceeded. This product cannot be mixed with any product with label prohibitions against such mixing.

Prior to tank-mixing, a compatibility test should be conducted using the proper proportions of products and water to ensure the physical compatibility of the mixture.

IMPORTANT NOTE: Plant safety is an important consideration when using insecticides in a greenhouse. However, it is not possible to evaluate the phytotoxicity of PyGanic® Crop Protection EC 1.4_{II} on numerous plant varieties that may react differently to insecticides in different growth stages or under varying environmental conditions. Before making widespread applications of PyGanic® Crop Protection EC 1.4_{II}, or tank mix combinations, treat a limited number of plants and observe for phytotoxicity over a 10 day period.

USE THROUGH IRRIGATION SYSTEMS (CHEMIGATION): Refer to supplemental labeling entitled "DIRECTIONS FOR APPLICATION THROUGH IRRIGATION SYSTEMS" (available through your distributor) for use directions for chemigation. Do not apply this product through any irrigation system unless the supplemental labeling on the chemigation is followed.

GROWING CROPS (OUTDOORS AND IN GREENHOUSES):

PyGanic® Crop Protection EC 1.4_{II} may be used on most crops because its active ingredient is exempt from tolerances when applied to growing crops. The crop grouping scheme used on this label was devised by the Environmental Protection Agency to expedite minor use pesticide registration. Each crop grouping on this label contains the phrase "including, but not limited to," and then lists a number of crops in each group. This wording allows the use of PyGanic® Crop Protection EC 1.4_{II} on crops that may not be specifically listed on this label (providing that the group to which the crop belongs is listed).

ROOT AND TUBER VEGETABLES: Including, but not limited to: Arracacha, Arrowroot, Purple Arrowroot, Japanese Artichoke, Jerusalem Artichoke, Garden Beets, Sugar Beets, Edible Burdock, Edible Canna, Carrots, Cassava (bitter or sweet), Celeriac (celery root), Chayote (root), Chervil (turnip rooted), Chicory, Chufa, Dasheen, Ginger, Ginseng, Horseradish, Leren, Parsley (turnip rooted), Parsnip, Potato, Radish, Japanese Radish (Daikon), Rutabaga, Salsify, Black Salsify, Spanish Salsify, Sweet Potato, Tanier, Turmeric, Turnip, Yam (true), Yam Bean.

LEAVES OF ROOT AND TUBER VEGETABLES: Including, but not limited to: Garden Beet, Sugar Beet, Edible Burdock, Carrot, Cassava (bitter or sweet), Celeriac (celery root), Chervil (Turnip Rooted), Chicory, Dasheen (Taro), Parsnip, Radish, Japanese Radish (Daikon), Rutabaga, Black Salsify, Sweet Potato, Tanier, Turnip, Yam (true).

BULB VEGETABLES: Including, but not limited to: Garlic, Great-headed Garlic, Leek, Onion (bulb and green), Welch, Shallot.

LEAFY VEGETABLES: Including, but not limited to: Amaranth (Leafy Amaranth, Chinese Spinach, Tampala), Arugula, Cardoon, Celery, Chinese Celery, Celtuce, Chervil, Cilantro, Corn Salad, Chrysanthemum (edible-leaved), Chrysanthemum (gardland), Cress (garden, water), Upland Cress (yellow rocket, winter cress), Dandelion, Dock (sorrel), Endive (escarole), Fennel (Florence), Lettuce (head and leafy), Orach, Parsley, Purslane (garden & winter), Radicchio, Rhubarb, Spinach, Fine Spinach (Malabar, Ceylon), Spinach (New Zealand), Swiss Chard.

BRASSICA (COLE) LEAFY VEGETABLES: Including, but not limited to: Broccoli, Chinese Broccoli (Gai Lan), Broccoli raab (Rapini), Brussels Sprouts, Cabbage, Chinese Cabbage (Bok Choy), Chinese Cabbage (Napa), Chinese Mustard Cabbage (Gai Choy), Cauliflower, Cavalo broccolo, Collards, Kale, Kohlrabi, Mizuna, Mustard Greens, Mustard Spinach, Rape Greens.

LEGUME VEGETABLES (SUCCULENT OR DRIED): Including, but not limited to: Adzuki Beans, Field Beans, Kidney Beans, Lima Beans, Moth Beans, Mung Beans, Navy Beans, Pinto Beans, Rice Beans, Runner Beans, Snap Beans, Tepary Beans, Urd Beans, Wax Beans, Asparagus Beans, Black-eyed Peas, Catjang, Chinese Longbeans, Cowpeas, Crowder Peas, Southern Peas, Yard-Longbeans, Broad Beans, (Fava Beans), Chick Peas (Garbanzo Beans), Guar, Jackbean (Sword Bean), Lablab Bean (Hyacinth Bean), Lentils, Peas (Garden Peas, Field Peas, Sugar Snap Peas, English Pea, Snow Pea), Pigeon Peas, Soybeans, Sweet Lupin Beans, White Lupin Beans, White Sweet Lupin, Sword Bean.

FOLIAGE OF LEGUME VEGETABLES: Including, but not limited to: Plant part of any legume vegetable included in the legume vegetable group that will be used as animal feed including any variety of Beans, Field Peas, Soybeans.

FRUITING VEGETABLES: Including, but not limited to: Eggplant, Ground Cherry, Okra, Pepinos, Pepper (Bell Pepper, Chili Pepper, Cooking Peppers, Pimentos, Sweet Peppers), Tomatillo, Tomatoes.

CUCURBIT VEGETABLES: Including, but not limited to: Balsam Apple, Balsam Pear (Bitter Melon), Chayote (fruit), Chinese Waxgourd (Chinese preserving melon), Chinese Cucumber, Citron Melon, Cucumber, Gherkin, Edible Gourds, Melons (including hybrids, Cantaloupe, Casaba, Crenshaw, Golden Pershaw Melon, Honeydew Melons, Honey Balls, Mango Melon, Muskmelon, Persian Melon, Pineapple Melon, Santa Claus Melon, Snake Melon), Pumpkin, Squash (summer & winter), Watermelon (including hybrids).

CITRUS FRUITS: Including, but not limited to: Calamondin, Citrus Citron, Citrus Hybrids, Grapefruit, Kumquats, Lemons, Limes, Mandarin (Tangerine), Orange (sweet & sour), Pummelo, Satsuma Mandarin, (Citrus spp. Includes Chironja, Tangelos, Tangors).

POME FRUITS: Including, but not limited to: Apple, Crabapple, Loquat, Pear, Mayhaw, Oriental Pear, Quince.

STONE FRUITS: Including, but not limited to: Apricot, Cherry (sweet & sour), Nectarine, Peach, Plum, Prune, Chickasaw Plum, Damson Plum, Japanese Plum, Plumcot.

SMALL FRUITS AND BERRIES: Including, but not limited to: Blackberry, Blueberry, Cranberry, Currant, Dewberry, Elderberry, Gooseberry, Grape, Huckleberry, Loganberry, Olallie Berry, Raspberry(black & red), Strawberry, Youngberry.

TREE NUTS: Including, but not limited to: Almond, Beech Nut, Brazil Nut, Butternut, Cashew, Chestnut, Chinquapin, Filbert (hazelnut), Hickory nut, Macadamia Nut (Bush Nut), Pecan, Pistachio, Walnut, Black and English (Persian).

ORIENTAL VEGETABLES: Including, but not limited to: Acerola, Atemoya, Balsam Pear (bitter melon), Carambola, Japanese Artichoke, Chinese Broccoli (Gai Lan), Chinese Cabbage (Bok Choy, Napa), Chinese Mustard Cabbage (Gai Choy), Dasheen, Ginger, Ginseng, Chinese Longbeans, Mung Beans, Citron Melon, Japanese Radish (Daikon), Chinese Spinach, Chinese Waxgourd, Cilantro, Citron Melon, Rambutan, Water Chestnut.

SUBTROPICAL FRUITS: Including, but not limited to: Avocado, Banana, Carob, Barbados Cherry, Cherimoya, Dates, Durian (Jackfruit), Feijoa, Figs, Guava, Kiwifruit, Lychee, Mango, Papaya, Passion Fruit, Persimmon, Pineapple, Pomegranate.

CEREAL GRAINS: Including, but not limited to: Barley, Buckwheat, Corn (sweet and field), Millet, Proso, Oats, Pearl Millet, Popcorn, Rice, Rye, Sorghum (Milo), Teosine, Triticale, Wheat, Wild Rice.

FORAGE, FODDER AND STRAW OF CEREAL GRAINS: Including, but not limited to: barley; buckwheat; corn (sweet and field); millet; proso; oats; pearl; popcorn; rice; rye; sorghum (milo); teosine; triticale; wheat; wild rice.

GRASSES FOR SEED, FORAGE, FODDER AND HAY Including, but not limited to: any grass (Gramineal family, (green or cured), except sugarcane and those listed in the cereal grains group) that will be fed to or grazed by livestock, all Pasture and Range Grasses and Grasses grown for hay and silage, Bermuda Grass, Bluegrass, Bromegrass, Fescue.

NON-GRASS ANIMAL FEEDS: Including, but not limited to: Alfalfa, Velvet Bean, Clover, Kudzue, Lespedeza, Lupine, Sainfoin, Trefoil, Crown Vetch, Milk Vetch.

HERBS AND SPICES: Including, but not limited to: Allspice, Angelica, Anise (anise seed), Anise [star], Annatto (seed), Balm (lemon balm), Basil, Borage, Burnet, Camomile, Caper buds, Caraway, Caraway [black], Cardamom, Cassia bark, Cassia buds, Catnip, Celery seed, Chervil (dried), Chicory, Chive, Chive [Chinese], Cinnamon, Clary, Clove buds, Coriander (cilantro or Chinese parsley) (leaf), Coriander (cilantro) (seed), Costmary, Culantro (leaf), Culantro (seed), Cumin, Curry (leaf), Dill (dillweed), Dill (seed), Fennel (common), Fennel [Florence] (seed), Fenugreek, Grains of paradise, Horehound, Hyssop, Juniper berry, Lavender, Lemongrass, Lovage (leaf), Lovage (seed), Mace, Marigold, Marjoram (includes sweet or

80A13

annual marjoram, wild marjoram or oregano, and pot marjoram), Mustard (seed), Nasturtium, Nutmeg, Oregano, Mint, Paprika, Parsley (dried), Pennyroyal, Pepper [black], Pepper [white], Poppy (seed), Rosemary, Rue, Saffron, Sage, Savory [summer and winter], Sweet bay (bay leaf), Tansy, Tarragon, Thyme, Vanilla, Wintergreen, Woodruff, Wormwood.

ADDITIONAL CROPS: Including, but not limited to: Artichoke, Asparagus, Avocado, Coffee, Cotton, Hops, Jojoba, Mushroom, Okra, Olives, Peanuts, Pineapple, Rice, Safflowers, Sesame, Sugar Cane, Sunflower, Tea.

FOR CONTROL OF ANTS ON ORCHARD FLOORS: Apply as a broadcast spray to the entire orchard floor using ground spray equipment at 5 to 18 fl. oz. per acre (365 ml to 1,315 ml/Ha) in 25 or more gallons (94.6 L or more) of water. For best results use the high rate for heavy infestations and the lower rate for light infestations.

Do not apply where weed growth or other obstructions would impede uniform coverage of the orchard floor. Mow or chemically control weeds before the application. Foliar applications of PyGanic® Crop Protection EC 1.4_{II} may be made in addition to the orchard floor treatment.

ORNAMENTALS: Including, but not limited to: African Violet, Ageratum, Aster, Azalea, Begonia, Calceolaria, Calendula, Calla, Camellia, Carnation, Ceanothus, Cineraria, Chrysanthemum, Coleus, Cyclamen, Cypress, Daffodil, Dahlia, Delphinium, Dogwood, Elm, Eucalyptus, Fern, Ficus, Foliage Plants, Fuchsia, Gardenia, Geranium, Gladiolus, Gloxinia, Gypsophila, Holly, Hyacinth, Hydrangea, Iris, Lily, Maidenhair Fern, Marigold, Narcissus, Palm, Pansy, Peony, Pelargonium, Petunia, Philodendron, Phlox, Pine, Pyracantha, Rhododendron, Roses, Rubber Plant, Snapdragon, Sweet Pea, Tulips, Viburnum, Wandering Jew, Yew, Zinnia and Andromeda, Arborvitae, Ash, Beech, Birch, Boxwood, Cotoneaster, Crabapple, Euonymus, Fir, Firethorn, Forsythia, Hawthorn, Hemlock, Hickory, Honey Locust, Horse Chestnut, Juniper, Larch, Laurel, Lilac, Linden, Mimosa, Myrtle, Oak, Pine, Privet, Tulip Tree, Viburnum, Willow.

USE ON GREENHOUSE FRUIT, VEGETABLE, FLOWER AND FOLIAGE PLANTS: Used alone: Combine 16 ounces (1 pint) to 32 ounces (1 quart) with 30 gallons of water(4.2 m/ Liter of water l to 8.5 ml / L of water) for applications with conventional hydraulic sprayers or 1 to 2 ounces per gallon (7.8 mls to 16 mls/Lof water) of water for applications with compressed sprayers.

FOR USE OUTDOORS ON TREES, SHRUBS, FLOWERS AND FOLIAGE PLANTS:

Used alone: Combine 3.5 to 7 pints of PyGanic® Crop Protection EC 1.4_{II} with 100 gallons of water(4.4 ml/ L of water to 8.9 ml / L of water) for applications with conventional hydraulic and airblast sprayers or 3.5 to 7 pints of PyGanic® Crop Protection EC 1.4_{II} with 10 gallons of water(44 ml / L of water to 87.5 ml / L of water) for applications with low volume mist blowers or 1 to 2 fl. oz. per gallon of water (7.8 ml/ L of water to 15.6 ml/L of water) for applications with compressed air sprayers.

FOR USE AROUND THE EXTERIOR OF HOMES AND OTHER BUILDINGS: To control insects on Turf, Ornamental Plants, Gardens, Landscaping, Foundation Walls and Perimeters mix 1 to 2 fl. oz. of PyGanic® Crop Protection EC 1.4_{II} per gallon (7.93 ml/ Liter of water to 15.6 ml/Liter of water) of water for applications with compressed air sprayers or pump driven sprayers.

USE INDOORS ON TREES, SHRUBS, FLOWERS AND FOLIAGE PLANTS:

USED ALONE: Combine 3.5 to 7 pints) of PyGanic® Crop Protection EC 1.4_{II} with 100 gallons of water(4.4 ml / L of water to 8.9 ml/ L of water) for applications with conventional hydraulic sprayers or 1 to 2 fl. oz. of PyGanic® Crop Protection EC 1.4_{II} per gallon (7.8 ml/ L of water to 15.6 ml/L of water) of water for applications with compressed air sprayers.

USE WITH HYDROPONICALLY GROWN VEGETABLES AND ORNAMENTALS

AS A WATER SYSTEM TREATMENT: To control aquatic diptera larvae, apply PyGanic® Crop Protection EC 1.4_{II} to the water at the rates outlined in the following table:

<u>Pyrethrins Concentration</u>	<u>ml of PyGanic® Crop Protection EC 1.4_{II}</u>	<u>Gallons of Water</u>
0.1 ppm	286	10,000 (37,850L)
0.01 ppm	28.6	10,000 (37,850L)
0.001 ppm	2.86	10,000 (37,850L)

FOR USE ON HARVESTED FRUITS AND VEGETABLES: Including apples, blackberries, blueberries, boysenberries, cherries, crabapples, currants, dewberries, figs, gooseberries, grapes, guavas, loganberries, mangoes, muskmelons, oranges, peaches, pears, peas, pineapples, plums, raspberries, tomatoes.

DIRECT SPRAY TO FRUITS IN BASKETS, ON TRUCKS OR IN PROCESSING PLANTS: To control *Drosophila* spp., *Tephritid* spp. fruit flies, Vinegar Flies and other nuisance pests dilute this concentrate at the rate of 1 part with 250 parts water (1 pint with 32 gallons 3.9 ml/L of water) or 1 teaspoon with 2.5 pints (3.9 ml / L of water). Thoroughly mix the emulsion in the spray tank and treat as follows:

- 1) Apply liberally to fruits and vegetables in baskets, on trucks and in plants. Use sprayers at a high pressure for applying at the rate of five or six pints (2.4 to 2.9L) of diluted spray to a 2 ton load of produce. Direct the spray for maximum coverage of the baskets or hampers. It is important to spray between and beneath the containers.
- 2) Spray the raw stock stacked in the yard.

9013

3) Dip baskets in the diluted spray, after dumping the produce to kill adhering larvae and pupae.

FOR USE IN CANNERIES: The entire space inside of the cannery should be sprayed after washing and cleaning up and just before bringing produce into it, with this product diluted 1 part to 2 parts of water (2 quarts with one gallon of water(500 ml / L of water). Use 1 gallon of the spray per 750 square feet (55 ml/m²), directing it on walls, ceiling, and floors paying special attention to forcing the spray into all cracks and crevices for the control of ants, roaches, silverfish, crickets, spiders and cheese mites. This same dilution used as a space spray will give excellent control of fruit flies, house flies, hornets, grain moths, gnats, mosquitoes, and skipper flies. Use one ounce diluted spray per 1000 cubic feet of space (1g/m³). Do not spray while the plant is in operation as dead flies may fall into containers or the products being processed.

AS A SPACE SPRAY IN FOOD AND NONFOOD AREAS OF FOOD PROCESSING PLANTS, INDUSTRIAL INSTALLATION, BAKERIES, RICE AND WHEAT MILLS, RESTAURANTS, TOBACCO WAREHOUSE, GRAIN ELEVATORS, HOMES, RESTAURANTS SUPERMARKETS, WAREHOUSES AND WINERIES: To kill flying insects such as fruit flies, house flies, hornets, wasps, grain moths, gnats, mosquitoes and skipper flies, dilute this concentrate at the rate of 1 part to 2 parts water (2 quarts with one gallon of water)(500 mls/ L of water). Use at the rate of 1 oz. of diluted spray per 1000 cubic feet (1ml/m³) of space. Direct the space treatment upward and whenever practical, keep doors and windows closed for at least 30 minutes after application. The use of this product in food processing or food handling establishments should be confined to time periods when the plant is not in operation. Food should be removed or covered during treatments. All food processing surfaces should be covered during treatment or thoroughly cleaned before use.

CRAWLING AND FLYING INSECTS: For control of accessible, exposed stages of CRAWLING INSECTS including but not limited to, Ants, Cockroaches, Cadelles, Cigarette Beetles, Confused Flour Beetles, Dark Mealworms, Dried Fruit Beetles, Drugstore Beetles, Grain Mites, Red Flour Beetles, Rice Weevils, Sawtoothed Grain Beetles, Spider Beetles, Yellow Mealworms and FLYING INSECTS including, but not limited to, Angoumois Grain Moths, Cheese Skippers, Fruit Flies, Fungus Gnats, Gnats, House Flies, Indian Meal Moths, Mosquitoes, Mediterranean Flour Moths, Small Flying Moths, Tobacco Moths, dilute 1 part of PyGanic® Crop Protection EC 1.4_{II} with 2 parts of water or oil (2 quarts with one gallon of water or oil)(500mls/Liter of water) and apply at the rate of 1 ounce per 1,000 cubic feet (1ml/m³) of space. Direct the spray towards the ceiling and upper corners of the area and behind obstructions. Vacate the treated area and keep the area closed for at least 30 minutes after treatment. Ventilate the area before reoccupying.

USE AS A SURFACE SPRAY IN HOMES, RESTAURANTS, FOOD PROCESSING PLANTS, INDUSTRIAL INSTALLATIONS, SUPERMARKETS, WAREHOUSES AND WINERIES: to control accessible, exposed stages of crawling insects including, but not limited to, Ants, Cockroaches, Cadelles, Cigarette Beetles, Confused Flour Beetles, Dark Mealworms, Dried Fruit Beetles, Drugstore Beetles, Grain Mites, Red Flour Beetles, Rice Weevils, Sawtoothed Grain Beetles, Spider Beetles, Yellow Mealworms, dilute 1 part PyGanic® Crop Protection EC 1.4_{II} with 12 parts water (11 fl. oz. with one gallon of water(85.9 ml/L of water)) and apply at the rate of 1 gallon to 750 square feet (55mls/m²), paying special attention to force the spray into all cracks and crevices.

Except in Federally inspected meat and poultry plants, food processing operations may continue when this product is applied as a surface spray with care and in accordance with the directions and precautions given above.

FOR USDA INSPECTED FACILITIES: To control accessible, exposed stages of crawling insects including, but not limited to, ants, cockroaches, cadelles, cigarette beetles, confused flour beetles, dark mealworms, dried fruit beetles, drugstore beetles, grain mites, red flour beetles, rice weevils, sawtoothed grain beetles, spider beetles, yellow mealworms, dilute 1 part PyGanic® Crop Protection EC 1.4_{II} with 4 parts of water (1 quart with one gallon of water (250 ml / L of water)) and apply at the rate of 1 gallon to 750 square feet (55mls/m²), paying special attention to force the spray into all cracks and crevices.

FOR USE ON SWEET POTATOES IN STORAGE: For control of Fruit Flies and Vinegar Flies dilute this concentrate at 1 part to 4 parts water (1 quart with one gallon of carrier(250 ml / Liter of carrier)). Apply as a space fog with a mechanical fogger capable of producing particles of aerosol size at the rate of 1 gallon diluted spray per 100,000 cubic feet of space (1.4 ml/m³). Apply only when flying insects are present. Several applications may be necessary during period of heavy infestation, but do not make more than 10 applications

FOR USE ON STORED PRODUCTS: This concentrate can be used at the rate of 1 part to 2 parts water or acceptable carrier (2 quarts with one gallon of water or acceptable carrier (500 ml / L of water of acceptable carrier)) can be used on rice, barley, beans, birdseed, buckwheat, cocoa beans, corn, cottonseed, flax, oats, grain nuts, dried fruit, almond nutmeat and shells, walnut nutmeat and shells, pistachio, dried prunes, dried apricots, raisins, figs, wheat, oats, corn, barley, rye, sorghum, wheat, tobacco and peanuts held in storage for control of the accessible stages of Almond Moths, Angoumois Grain Moths, Cadelle Beetles, Cigarette Beetle, Confused Flour Beetles, Flat Grain Beetles, Granary Weevils, Indian Meal Moths, Red Flour Beetles, Rice Weevils, Rusty Grain Beetles, Sawtoothed Grain Beetles, Square Necked Grain Beetles, and Tobacco Moths.

SURFACE TREATMENT OF STORED GRAIN AND SEED: To control Indian Meal Moths, Angoumois Grain Moths and Mediterranean Flour Moth, monthly inspections should be made after the grain is placed in storage. If the top two or three inches are infested, dilute 1 part PyGanic® Crop Protection EC 1.4_{II} with 4 parts of water (1 quart with one gallon of water(250 ml /L of water)) and apply at the rate of 2 gallons per 1,000 square feet (83msl/m²)of grain. Rake the mixture into the grain to a depth of 4 inches (10.16 cm).

FOR USE AS A GRAIN PROTECTANT: This concentrate when diluted with water and sprayed directly on grains will effectively protect the grain against grain storage insects for a full season or approximately 8 months. Dilute at the rate of 1 part to 6 parts water (1.3 pints with 1.0 gallon of water) (162ml/L of water). Thoroughly mix the emulsion and apply at the rate of 5 gallons (18.9L) per 1000 bushels of grain as it is carried along a belt or as it enters the auger or elevator. This concentrate may be used in combination with a registered fumigant for use on heavily infested stored products

Monthly inspections should be made. If the top 2 or 3 inches (5.08 cm to 7.6 cm) are found to be infested, re-treat applying at the rate of 1 to 2 gallons (3.78L to 7.56L) of diluted material per 1000 bushels of stored product.

ON ALMONDS, PEANUTS AND WALNUTS IN BULK OR IN BAGS: To control stored product insects including, but not limited to: Almond Moths, Angoumois Grain Moths, Ants, Cadelles, Cigarette Beetles, Confused Flour Beetles, Drugstore Beetles, Flat Grain Beetles, Granary Weevils, Indian

100A13

Meal Moths, Lesser Grain Borers, Maize Weevils, Mediterranean Flour Moths, Merchant Grain Beetles, Red Flour Beetles, Rice Weevils, Rusty Grain Beetles, Sawtoothed Grain Beetles and Square-necked Grain Beetles, dilute 7 ounces of PyGanic® Crop Protection EC 1.4_{II} per gallon of water and apply as a coarse wet spray over the top of stored nuts or the outside surface of stacked bagged nuts at the rate of 4 gallons per 1,000 square feet (165 ml/m²). Apply at weekly intervals for about 6 weeks and then at 15 day intervals. The first two applications should be applied at the rate of 4 gallons per 1,000 square feet (163 ml/m²) and subsequent treatments should be applied at the rate of 2 gallons per 1,000 square feet (82 ml/m²).

FOR USE IN STORAGE SITES: This concentrate can be used to treat grain and seed in warehouse bins and trucks, cargo ships, mills, bin hoppers, elevators and conveying equipment as a clean up prior to using them for storage. In mills and elevators, all grain infested accumulations should be removed from the bin hoppers. All storage areas and conveying equipment should be thoroughly cleaned by sweeping out the waste grain, cobwebs and other debris from the walls and rafters as well as on the floor and door frames with special attention to material lodged in the cracks and crevices. All of the debris should be removed and burned to kill eggs and insects that might be present.

For farms, particular attention should be given to cleaning up around the used feed and grain bags, grain residues from wagons, harvesting equipment and feed troughs. Newly harvested grain should not be placed in the same bin with carry-over grain and all carry-over grain stocks that are not treated with grain protectant should be fumigated. These cleaning operations should be done within two or three weeks before harvest.

After above sanitation measures have been employed, spray all areas prior to use for storage with 1 part to 6 parts water (1.3 pints with 1.0 gallon of water (165ml/L of water)) up to 1 part to 2 parts (1 quart with 1 gallon of water (250 ml / Liter of water)). Apply at the rate of one gallon per 750 square feet (55ml/L) on walls, floors, ceilings and partition boards of bins, paying particular attention to forcing the spray into all cracks and crevices.

FOR USE AS A LIVESTOCK AND POULTRY SPRAY:

- 1) To kill and repel horn flies, house flies, mosquitoes and gnats, dilute at the rate of 5 to 10 fluid ounces per gallon of water (39 ml/Liter of water to 80 ml/Liter of water) and apply to wet the hair thoroughly with particular attention to topline, underline, flanks, withers and other infested areas. Repeat treatment at intervals of 5 to 12 days for small insect populations or as needed when flies are emerging in large numbers.
- 2) To kill and repel stable flies, horse flies, and deer flies, dilute at the rate of 9 to 14 fluid ounces per gallon (71 ml to 111 ml/L of water) of water and apply a quart per adult animal to wet the hair thoroughly with particular attention to the legs, flanks, barrel, topline and other body areas commonly attacked by these flies. Repeat treatment each week as needed.
- 3) To kill and repel face flies dilute at the rate of 9 fluid ounces per gallon (70.3 ml/L of water) of water and apply using spray which produces large wetting droplets. Apply to the face of the animal in the morning before releasing to pasture. Apply sufficiently to wet the face but not more than 1-1/2 ounces (44 ml) of diluted solution per animal. Repeat daily as needed.
- 4) For effective control of biting and sucking lice on cattle, horses, sheep, goats and hogs, dilute at the rate of 1 quart with 16 gallons of water (3 fluid ounces with 1 gallon (23.8 ml/L of water)) and spray to thoroughly wet the hair of the animal including the head and brush of the tail. Repeat treatment in 10 days to kill newly hatched lice.
- 5) To control poultry lice, using a dilution of 9 to 14 ounces of concentrate per gallon of water (70 ml/ Liter of water to 109. ml/L of water) spray roosts, walls and nests or cages thoroughly. It is not necessary to remove poultry from the housing unit during treatment. This should be followed by spraying over the birds with a fine mist.
- 6) For control of bedbugs and mites on poultry and in poultry houses, dilute at the rate of 9 to 14 fluid ounces per gallon (70 ml/L of water to 109ml/L of water) of water and spray crevices of roost poles, cracks in walls and cracks in nests where the bedbugs and mites hide. This should be followed by spraying over the birds with a fine mist.
- 7) To control sheep "tick" or ked, dilute at the rate of 5 to 10 fluid ounces per 4 gallons of water (9.8 ml / Liter of water to 19.5 ml/L of water) and thoroughly wet all portions of the body by dipping or by spraying with sufficient pressure and with a nozzle adjustment to give penetration of the wool. Treat at a rate sufficient to wet the animal.
- 8) To kill fleas and ticks on livestock and to obtain protection against reinfestation, dilute at the rate of 9 fluid ounces per gallon (71ml/L) of water and wet the animal by dipping or spraying. This product may also be used for livestock/pet quarters. Do not spray pets. For best results against fleas and ticks on dogs and cats the kennels and/or animal quarters and bedding should be treated. Remove and destroy pet's old bedding. To reduce infestation, thoroughly spray the animal's bedding and sleeping quarters. Also spray the entire inside surface of dog houses. Put fresh bedding in pet's quarters after spray has dried. Also treat dogs and cats [pets] with a registered flea and tick control product before allowing them to reenter treated area.
- 9) To control adult darkling beetle (lesser meal worm) in poultry houses, dilute 1-3 fl. oz. of PyGanic Crop Protection EC 1.4_{II} per gallon of water (7.8 ml/L of water to 23.4 ml/L of water) . Using a power or proportioner-type sprayer, apply a uniform spray until wet at pressures of 80 to 100 pounds per square inch (551kPa to 689 kPa) to surfaces such as interior walls, roosting posts, structural support pillars, and other surfaces where adult beetles are observed. One gallon (One Liter) of spray mixture covers 250-500 sq. ft(6.1 m² to 12.2 m²) Do not contaminate food/feed or water. For maximum effectiveness, treatments should coincide with each growout or sanitation procedure. Indoor control can be enhanced by making perimeter treatments around the outside of buildings. To prevent immigrating adult beetles, apply a uniform band of spray 2 feet (0.6 m) up and 1-4 feet (0.3 m – 1.2m) out from the foundation.

For maximum effectiveness, treatments should coincide with poultry house clean out and litter replacement as this activity will tend to flush beetles to vertical surfaces where they will be exposed to the spray.

FOR USE IN BARN, DAIRIES, MILKING PARLORS, MILKING ROOMS AND POULTRY HOUSES: To control flying insects including, but not limited to: Flies, Fruit Flies, Mosquitoes, Gnats, Wasps, Hornets and Small flying Moths, dilute at the rate of 9 fluid ounces per gallon of water (71 ml/L of

110A13

water). Apply as a fog or fine mist (at approximately 2 ounces per 1000 cubic feet of space (2ml/m³), directing the nozzle for maximum coverage and above livestock and poultry toward the ceiling and upper corners of the area being treated. For best results, close doors and windows before spraying, and keep them closed for 10 to 15 minutes. Applicator should vacate the treated area and ventilate it prior to returning.

STORAGE AND DISPOSAL

Do not contaminate water, food, or feed by storage or disposal.

PESTICIDE STORAGE:

Store in a cool, dry area under lock and key. Post as a pesticide storage area. Always store pesticides in the original container. Store away from food, feed, seed, fertilizers, and veterinary supplies. Place formulations on lower shelves and dry formulations above.

PESTICIDE DISPOSAL:

To avoid wastes, use all materials in the containers by application according to label directions. If wastes cannot be avoided, offer remaining product to a waste disposal facility or pesticide disposal program (often such programs are run by state or local governments or by industry).

CONTAINER HANDLING:

Nonrefillable container. Do not reuse or refill this container.

Triple rinse container (or equivalent) promptly after emptying.

[For containers with capacities equal to or less than 5 Gallons (18.9 L)]:

Triple rinse as follows: Empty the remaining contents into application equipment or a mix tank and drain for 10 seconds after the flow begins to drip. Fill the container ¼ full with water and recap. Shake for 10 seconds. Pour rinsate into application equipment or a mix tank or store rinsate for later use or disposal. Drain for 10 seconds after the flow begins to drip. Repeat this procedure two more times. Then offer for recycling if available, or puncture and dispose of in a sanitary landfill or by incineration. Do not burn unless allowed by state and local ordinances.

[Pressure rinse as follows [for containers greater than 5 Gallons (18.9L) too large to shake]: Empty the remaining contents into application equipment or a mix tank and continue to drain for 10 seconds after the flow begins to drip. Hold container upside down over application equipment or mix tank or collect rinsate for later use or disposal. Insert pressure rinsing nozzle in the side of the container, and rinse at about 40 PSI for at least 30 seconds. Drain for 10 seconds after the flow begins to drip. Offer for recycling if available or reconditioning if appropriate or puncture and dispose of in a sanitary landfill, or by other procedures approved by state and local authorities.]

(Place on containers for Commercial Use)

STORAGE AND DISPOSAL

Do not contaminate water, food, or feed by storage or disposal.

PESTICIDE STORAGE: Store in a cool, dry area. Always store pesticides in the original container. Store away from food and pet food.

PESTICIDE DISPOSAL AND CONTAINER HANDLING:

Nonrefillable container. Do not reuse or refill this container.

If empty:

Place in trash or offer for recycling if available.

If partly filled:

Call your local solid waste agency for disposal instructions. Never place unused product down any indoor or outdoor drain.

(Place on containers for Residential Use)

Net Contents _____

Manufactured by:

Mc LAUGHLIN GORMLEY KING COMPANY

8810 Tenth Avenue North

Minneapolis, MN 55427

EPA Reg. No. 1021-1771

EPA Est. No. 1021-MN-2

PyGanic® CROP PROTECTION EC 1.4II**LABEL SUPPLEMENT****DIRECTIONS FOR APPLICATION THROUGH IRRIGATION SYSTEMS**

Apply this product only through sprinkler (including center pivot, lateral move, end tow, side (wheel) roll, traveler, big gun, solid set, or hand move) irrigation systems. Do not apply this product through any other type of irrigation system.

Crop injury, lack of effectiveness, or illegal pesticide residues in the crop can result from non-uniform distribution of treated water.

If you have questions about calibration, you should contact State Extension Service specialists, equipment manufacturers or other experts.

Do not connect an irrigation system (including greenhouse systems) used for pesticide application to a public water system unless the pesticide label-prescribed safety devices for public water systems are in place.

A person knowledgeable of the chemigation system and responsible for the operation or under the supervision of the responsible person, shall shut the system down and make necessary adjustments should the need arise.

The system must contain a functional check valve, vacuum relief valve, and low-pressure drain appropriately located on the irrigation pipeline to prevent water source contamination from backflow. The pesticide injection pipeline must contain a functional, automatic, quick-closing check valve to prevent the flow of fluid back toward the injection pump. The pesticide injection pipeline must also contain a functional normally closed, solenoid-operated valve located on the intake side of the injection pump and connected to the system interlock to prevent fluid from being withdrawn from the supply tank when the irrigation system is either automatically or manually shut down. The system must contain functional interlocking controls to automatically shut off the pesticide injection pump when the pump motor stops. The irrigation line or water pump must include a functional pressure valve which will stop the water pump motor when the water pressure decreases to the point where pesticide distribution is adversely affected.

Systems must be a metering pump, such as a positive displacement injection pump (e.g., diaphragm pump) effectively designed and constructed of materials that are compatible with pesticides and capable of being fitted with a system interlock.

Do not apply when wind speed favors drift beyond the area intended for treatment.

Constant agitation must be maintained in the chemical supply tank during the entire period of insecticide application. Greater accuracy in calibration and distribution will be achieved by injecting a larger volume of more dilute suspension per unit of time.

130 of 13

McLaughlin Gormley King Company
8810 Tenth Avenue North
Minneapolis, MN 55427-4372