

1021-1770

10-05-2010

1/14



UNITED STATES ENVIRONMENTAL PROTECTION AGENCY
WASHINGTON, D.C. 20460

OFFICE OF CHEMICAL SAFETY
AND POLLUTION PREVENTION

October 5, 2010

Mr. Thomas A. Lennan,
Registration Specialist
McLaughlin Gormley King Company
8810 Tenth Avenue North
Minneapolis, MN 55427-4319

**Subject: Label Notification(s); Pesticide Registration Notification (PRN) 2007-4
MGK® EVERGREEN® Crop Protection EC 60-6, EPA Reg. No. 1021-1770
Your Submission Dated July 28, 2010**

Dear Mr. Lennan:

The Agency is in receipt of your application for Pesticide Notification under Pesticide Registration Notification (PRN) 2007-4, dated July 28, 2010, for the referenced product. The Registration Division has conducted a review of this request for applicability under PRN 2007-4, and finds that the label change(s) requested falls within the scope of PRN-2007-4.

Please be reminded that 40 CFR §156.140(a)(4) requires that a batch code, lot number, or other code identifying the batch of the pesticide distributed and sold be placed on non-refillable containers. The code may appear either on the label (and can be added by non-Notification/PRN 98-10) or durably marked on the container itself.


The label submitted with the application has been time-stamped "Notification" and will be placed in our records. If you have any questions, please contact Mr. Carmen Rodia at (703) 306-0327 or via e-mail at Rodia.Carmen@epa.gov.

Sincerely yours,

A handwritten signature in black ink, appearing to read "Richard Gebken".

Richard J. Gebken
Product Manager (10)
Insecticide Branch
Registration Division (7504P)

2/14

| | | | |
|--|--|------------------------------------|-----------------------|
|  | United States Environmental Protection Agency Washington, DC 20460 | Registration Amendment Other | OPP Identifier Number |
|--|--|------------------------------------|-----------------------|

Application for Pesticide - Section I

| | | |
|---|--|---|
| 1. Company/Product Number 1021-1770 | 2. EPA Product Manager Richard Gebken | 3. Proposed Classification <input checked="" type="checkbox"/> None <input type="checkbox"/> Restricted |
| 4. Company/Product (Name) EVERGREEN ® Crop Protection EC 60-6 | PM# 10 | |
| 5. Name and Address of Applicant (Include Zip Code) McLAUGHLIN GORMLEY KING COMPANY 8810 TENTH AVENUE NORTH MINNEAPOLIS, MN 55427 <input type="checkbox"/> Check if this is a new address | | 6. Expedited Review. In accordance with FIFRA Section 3(c)(3)(b)(i), my product is similar or identical in composition and labeling to: EPA Reg. No. _____ Product Name _____ |

Section - II

| | |
|--|--|
| <input type="checkbox"/> Amendment - Explain below. | <input type="checkbox"/> Final printed labels in response to Agency letter dated _____ |
| <input type="checkbox"/> Resubmission in response to Agency letter dated _____ | <input type="checkbox"/> "Me Too" Application. |
| <input checked="" type="checkbox"/> Notification - Explain below. | <input type="checkbox"/> Other - Explain below. |


Explanation: Use additional page(s) if necessary. (For section I and Section II.)

Notification pursuant to PR-Notice 2007-4

Section - III

| | | | | | |
|---|---|--|--|--|--|
| 1. Material This Product Will Be Packaged In: | | | | 2. Type of Container | |
| Child-Resistant Packaging <input type="checkbox"/> Yes* <input checked="" type="checkbox"/> No | Unit Packaging <input checked="" type="checkbox"/> Yes <input checked="" type="checkbox"/> No | Water Soluble Packaging <input type="checkbox"/> Yes <input checked="" type="checkbox"/> No | | | <input checked="" type="checkbox"/> Metal <input checked="" type="checkbox"/> Plastic <input type="checkbox"/> Glass <input type="checkbox"/> Paper <input type="checkbox"/> Other (Specify) |
| *Certification must be submitted If "Yes" Unit Packaging wgt. No. per container 6X1 Quart 1X5Gallon 1X55Gallon 4X1Gallon 1X30 Gallon | | If "Yes" Package wgt. No. per container 1 quart 5 Gallon 55 Gallon 1 gallon 30 Gallon TOTE | | | |
| 3. Location of Net Contents information <input checked="" type="checkbox"/> Label <input type="checkbox"/> Container | | 4. Size(s) Retail Container 1 quart 5 Gallon 55 Gallon 1 gallon 30 Gallon TOTE | | 5. Location of Label Directions <input checked="" type="checkbox"/> On Label <input type="checkbox"/> On Labeling accompanying product | |
| 6. Manner in Which Label is Affixed to Product <input type="checkbox"/> Lithograph <input type="checkbox"/> Other <input checked="" type="checkbox"/> Paper glued <input type="checkbox"/> Stenciled | | | | | |

Section - IV

| | | |
|--|---|---|
| 1. Contact Point (Complete items directly below for identification of individual to be contacted, if necessary, to process this application.) | | |
| Name Thomas A. Lennan | Title Regulatory Affairs Specialist | Telephone No. (Include Area Code) (763) 544-0341 |
| Certification I certify that the statements I have made on this form and all attachments thereto are true, accurate and complete. I acknowledge that any knowingly false or misleading statement may be punishable by fine or imprisonment or both under applicable law. | | 6. Date Application Received (Stamped) |
| 2. Signature  | 3. Title Regulatory Affairs Specialist | |
| 4. Typed Name Thomas A. Lennan | 5. Date 7/26/2010 | |



McLAUGHLIN GORMLEY KING COMPANY

8810 Tenth Avenue North • Minneapolis, MN 55427-4319 U.S.A.
763-544-0341 • 800-645-6466 • Fax 763-544-6437 • www.mgk.com
July 28, 2010

Document Processing Desk (NOTIF)
U.S. ENVIRONMENTAL PROTECTION AGENCY
Office of Pesticide Programs (H7504P)
Room S-4900, One Potomac Yard
2777 South Crystal Dr.
Arlington, VA 22202-4501

Via Courier

NOTIFICATION

OCT 05 2010

Subject: EVERGREEN® Crop Protection EC 60-6
EPA Reg. No. 1021-1770
Notification Per PR-Notice 2007-4

Dear Sir or Madam:

By Notification, we are adding optional wording for refillable containers to the container handling portion of the storage and disposal directions for use.

Enclosed are two (2) copies of the label. One (1) copy has changes highlighted.


This Notification is consistent with the guidance in PR Notice 2007-4 and the requirements of EPA's regulations at 40 CFR §§ 156.10, 156.140, 156.144, 156.146, and 156.156. No other changes have been made to the labeling or the Confidential Statement of Formula for this product. I understand that it is a violation of 18 U.S.C. Sec. 1001 to willfully make any false statement to EPA. I further understand that if the amended label is not consistent with the requirements of 40 CFR §§ 156.10, 156.140, 156.144, 156.146, and 156.156, this product may be in violation of FIFRA and I may be subject to enforcement action and penalties under sections 12 and 14 of FIFRA." If there are any questions or you need anything further, please contact this office.

Sincerely,

McLAUGHLIN GORMLEY KING COMPANY

Thomas A. Lennan
Registration Specialist

Enclosure



4/14

7448_1021-1770_07100540

MGK[®]

McLAUGHLIN
GORMLEY
KING COMPANY

EVERGREEN[®] Crop Protection EC 60-6

8810 Tenth Avenue N. / Minneapolis, Minnesota 55427-4319 U.S.A. - Telephone (763) 544-0341

Multi-purpose Insecticide

For use on growing crops, ornamentals, stored products, livestock and to kill fruit flies on harvested fruits and vegetables

Used alone as a clean-up spray or a pre-harvest spray

ACTIVE INGREDIENTS:

| | |
|---------------------------------------|---------|
| Pyrethrins | 6.00% |
| * Piperonyl butoxide, Technical | 60.00% |
| OTHER INGREDIENTS | 34.00% |
| | 100.00% |

* Equivalent to 48.00% (butylcarbityl) (6-propylpiperonyl) ether and 12.00% related compounds

NOTIFICATION

OCT 05 2010

EVERGREEN[®] - Registered trademark of McLaughlin Gormley King Company
Contains 8.46 lbs/gal (Contains 0.51 lbs/gal of Pyrethrin, 5.1 lbs/gal of Piperonyl Butoxide)

KEEP OUT OF REACH OF CHILDREN

CAUTION

| FIRST AID | |
|---|---|
| IF SWALLOWED: | <ul style="list-style-type: none"> Call a poison control center or doctor immediately for treatment advice. Have person sip a glass of water if able to swallow. Do not induce vomiting unless told to do so by a poison control center or doctor Do not give anything by mouth to an unconscious person. |
| IF ON SKIN OR CLOTHING: | <ul style="list-style-type: none"> Take off contaminated clothing. Rinse skin immediately with plenty of water for 15-20 minutes. Call a poison control center or doctor for treatment advice. |
| HOT LINE NUMBER | |
| Have the product container or label with you when calling a poison control center or doctor, or going for treatment. For additional information on this pesticide product (including health concerns, medical emergencies or pesticide incidents), you may call 1-888-740-8712. | |

Net Contents _____

Manufactured by:

Mc LAUGHLIN GORMLEY KING COMPANY
8810 Tenth Avenue North
Minneapolis, MN 55427

EPA Reg. No. 1021-1770

EPA Est. No. 1021-MN-2

PRECAUTIONARY STATEMENTS HAZARDS TO HUMANS AND DOMESTIC ANIMALS

CAUTION

Harmful if swallowed. Avoid contact with skin or clothing. Prolonged or frequently repeated skin contact may cause allergic reactions in some individuals. Wear long-sleeved shirt and long pants, socks, shoes and chemical-resistant gloves (such as Barrier Laminate, Nitrile Rubber, Neoprene Rubber or Viton, Selection Category E). Wash hands thoroughly with soap and water after handling and before eating, drinking, chewing gum, using tobacco or using the toilet. Remove and wash contaminated clothing before reuse.

PERSONAL PROTECTIVE EQUIPMENT (PPE) [Professional]

5
14

Some materials that are chemical-resistant to this product are listed below. If you want more options, follow the instructions for category E on an EPA chemical resistance category selection chart.

Applicators and other handlers who may be exposed to the dilute and/or concentrate through application or other tasks must wear:

- Long-sleeved shirt and long pants;
- Chemical-resistant gloves such as Barrier Laminate, Nitrile Rubber, Neoprene Rubber, or Viton;
- Shoes plus socks; and
- Protective eyewear.

In addition to the above PPE, applicators using hand-held foggers in an enclosed area must wear a half-face, full-face or hood-style NIOSH-approved respirator with:

- A dust/mist filtering cartridge (MSHA/NIOSH approval number prefix TC-21C), or
- A canister approved for pesticides (MSHA/NIOSH approval number prefix TC-14G), or
- A cartridge or canister with any R, P, or HE filter.

See engineering controls for additional requirements.

USER SAFETY REQUIREMENTS

Follow manufacturer's instructions for cleaning/maintaining PPE. If no such instructions for washables exist, use detergent and hot water. Keep and wash PPE separately from other laundry.

Discard clothing and other absorbent material that have been drenched or heavily contaminated with the product's concentrate. Do not reuse them.

ENGINEERING CONTROLS

Pilots must use an enclosed cockpit that meets the requirements listed in the Worker Protection Standard (WPS) for agricultural pesticides [40 CFR 170.240 (d)(6)].

Human flagging is prohibited. Flagging to support aerial application is limited to use of the Global Positioning System (GPS) or mechanical flaggers.

User Safety Recommendations:

Users should:

- Wash hands before eating, drinking, chewing gum, using tobacco, or using the toilet.
- Remove clothing immediately if pesticide gets inside. Then wash thoroughly and put on clean clothing.
- Remove PPE immediately after handling this product. Wash the outside of gloves before removing. As soon as possible, wash thoroughly and change into clean clothing.

ENVIRONMENTAL HAZARDS FOR TERRESTRIAL APPLICATIONS

This product is toxic to aquatic organisms, including fish and invertebrates. Drift and run-off may be hazardous to aquatic organisms in water adjacent to treated areas. This product may contaminate water through run-off. This product has a potential for run-off for several weeks after application. Poorly draining soils and soils with shallow water tables are more prone to produce run-off that contains this product.

This product is highly toxic to bees exposed to direct treatment on blooming crops or weeds. Do not apply this product or allow it to drift to blooming crops or weeds while bees are actively visiting the treatment area.

Except as specified in the directions for use, do not apply directly to water, to areas where surface water is present or to intertidal areas below the mean high water mark. Do not contaminate water when disposing of equipment wash-waters or rinsate.

See separate directions and precautions for mosquito control applications.

ENVIRONMENTAL HAZARDS FOR WIDE-AREA MOSQUITO ADULTICIDE APPLICATIONS

This pesticide is toxic to aquatic organisms, including fish and invertebrates. Run-off from treated areas or deposition of spray droplets into a body of water may be hazardous to fish and aquatic invertebrates.

When applying as a wide-area mosquito adulticide, before making the first application in a season, it is advisable to consult with the state or tribal agency with primary responsibility for pesticide regulation to determine if other regulatory requirements exist.

This product is highly toxic to bees exposed to direct treatment on blooming crops or weeds. Do not apply when bees are visiting the treatment area, except when applications are made to prevent or control a threat to public and/or animal health determined by a state, tribal or local health or vector control agency on the basis of documented evidence of disease-causing agents in vector mosquitoes or the occurrence of mosquito-borne disease in animal or human populations, or if specifically approved by the state or tribe during a natural disaster recovery effort.

When applying as a wide area mosquito adulticide, do not apply over bodies of water (lakes, rivers, permanent streams, natural ponds, commercial fish ponds, swamps, marshes or estuaries), except when necessary to target areas where adult mosquitoes are present, and weather conditions will facilitate movement of applied material away from the water in order to minimize incidental deposition into the water body.

PHYSICAL OR CHEMICAL HAZARDS

Combustible. Do not use or store near heat or open flame.

DIRECTIONS FOR USE

It is a violation of Federal Law to use this product in a manner inconsistent with its labeling.

See separate directions and precautions for mosquito control applications.

USE RESTRICTIONS & PRECAUTIONS

- Apply this product only as specified on this label.
- See separate directions and precautions for mosquito control applications.
- Do not contaminate food or feedstuffs.
- Except when applying this product as a wide-area mosquito adulticide, do not enter or allow others to enter until vapors, mists and aerosols have dispersed, and the area has been thoroughly ventilated.
- Except when applying this product as a wide-area mosquito adulticide, do not apply this product in a way that will contact workers or other persons, either directly or through drift.
- Except when applying this product as a wide-area mosquito adulticide, only protected handlers may be in the area during application.
- Do not remain in treated area. Exit area immediately and remain outside the treated area until aerosols, vapors and/or mists have dispersed.
- Remove or cover exposed food and drinking water before application.
- Remove or cover dishes, utensils, food processing equipment and food preparation surfaces, or wash them before use.
- For direct application to non-domestic animals/livestock: Do not apply more than 1 time per day.
- When used in dairy barns or facilities: Close milk bulk tank lids to prevent contamination from spray and from dead or falling insects. Remove or cover milking utensils before application. Wash teats of animals before milking.
- When used in indoor food handling/ processing facilities: Do not make space spray applications when facility is in operation. During space spray applications, cover or remove exposed food. During space spray applications, cover food processing surfaces or clean after treatment with a suitable detergent, rinse with potable water before use. Do not apply more than 1 time per day.
- For food crops growing outdoors or in greenhouses in agricultural setting: Do not apply more than 10 times per season. Do not re-apply within 3 days except under extreme pest pressure. In case of extreme pest pressure, do not re-apply within 24 hours. Do not harvest until spray has dried. Do not apply to cotton within 14 days of seed harvest.
- For post-harvest applications to vegetables, fruits, nuts and other commodities: Do not re-apply within 7 days. Do not apply more than 10 times to sweet potatoes.
- For post- harvest applications to stored grains and seed: Do not re-apply within 30 days.
- For greenhouse grown ornamental, flowering and foliage plants: Do not apply more than 1 time per day.
- Remove pets, birds and cover fish aquariums before application.

AGRICULTURAL USE REQUIREMENTS

Use this product only in accordance with its labeling and with the Worker Protection Standard, 40 CFR, Part 170. This Standard contains requirements for the protection of agricultural workers on farms, forests, nurseries, and greenhouses, and handlers of agricultural pesticides. It contains requirements for training, decontamination, notification, and emergency assistance. It also contains specific instructions and exceptions pertaining to the statements on this label about personal protective equipment (PPE), and restricted-entry interval. The requirements in this box only apply to uses of this product that are covered by the Worker Protection Standard.

Do not enter or allow worker entry into treated areas during the restricted entry interval (REI) of 12 hours.

PPE required for early entry to treated areas that is permitted under Worker Protection Standard and that involves contact with anything that has been treated such as plants, soil, or water, is:

- Coveralls;
- Chemical-resistant gloves such as Barrier Laminate, Nitrile Rubber, Neoprene Rubber, or Viton;
- Shoes plus socks; and
- Protective eyewear.

7
14

NON-AGRICULTURAL USE REQUIREMENTS

The requirements in this box apply to uses of this product that are NOT within the scope of the Worker Protection Standard for agricultural pesticides (40 CFR, Part 170). The WPS applies when this product is used to produce agricultural plants on farms, forests, nurseries, or greenhouses.

Keep unprotected persons out of treated areas until sprays have dried.

USED ALONE: This concentrate can be used also as a clean up or a pre-harvest spray where other materials cannot be used because of residue restrictions. Contains pyrethrins, a botanical insecticide.

USED IN COMBINATION WITH OTHER INSECTICIDES: Evergreen® Crop Protection EC 60-6 may be combined with other insecticides and acaricides where resistance may be a problem and to provide a flushing of insects from hiding and into contact with other spray residues for quicker and more complete kill. The application must conform to the accepted use precautions and directions for both products.

Prior to tank mixing, a compatibility test should be conducted using the proper proportions of chemicals and water to ensure the physical compatibility of the mixture.

Tank mix applications must be made in accordance with the more restrictive of label limitations and precautions. No label application rates may be exceeded. This product cannot be mixed with any product with label prohibitions against such mixing.

USE THROUGH IRRIGATION SYSTEMS (CHEMIGATION):

Apply this product only through sprinkler (including center pivot, lateral move, end tow, side (wheel) roll, traveler, big gun, solid set, or hand move) irrigation systems. Do not apply this product through any other type of irrigation system. Crop injury, lack of effectiveness, or illegal pesticide residues in the crop can result from non-uniform distribution of treated water. If you have questions about calibration, you should contact State Extension Service specialists, equipment manufacturers or other experts.

Do not connect an irrigation system (including greenhouse systems) used for pesticide application to a public water system unless the pesticide label-prescribed safety devices for public water systems are in place. A person knowledgeable of the chemigation system and responsible for the operation or under the supervision of the responsible person, shall shut the system down and make necessary adjustments should the need arise.

The system must contain a functional check valve, vacuum relief valve, and low-pressure drain appropriately located on the irrigation pipeline to prevent water source contamination from backflow. The pesticide injection pipeline must contain a functional, automatic, quick-closing check valve to prevent the flow of fluid back toward the injection pump. The pesticide injection pipeline must also contain a functional normally closed, solenoid-operated valve located on the intake side of the injection pump and connected to the system interlock to prevent fluid from being withdrawn from the supply tank when the irrigation system is either automatically or manually shut down. The system must contain functional interlocking controls to automatically shut off the pesticide injection pump when the pump motor stops. The irrigation line or water pump must include a functional pressure valve that will stop the water pump motor when the water pressure decreases to the point where pesticide distribution is adversely affected.

Systems must be a metering pump, such as a positive displacement injection pump (e.g., diaphragm pump) effectively designed and constructed of materials that are compatible with pesticides and capable of being fitted with a system interlock.

Do not apply when wind speed favors drift beyond the area intended for treatment.

Constant agitation must be maintained in the chemical supply tank during the entire period of insecticide application. Greater accuracy in calibration and distribution will be achieved by injecting a larger volume of more dilute suspension per unit of time.

GROWING CROPS (OUTDOORS AND IN GREENHOUSES):

Apply 2 to 16 fluid ounces per acre (147 ml to 1,182 ml /Ha) and repeat if required to maintain effective kill. Use in sufficient water for thorough coverage of upper and lower leaf surfaces unless otherwise noted. This product may be applied by air in no less than 2 gallons of water per acre (3.02 L/Ha) and by ground in no less than 10 gallons of water per acre (15.12 L/Ha). **It is recommended that the final spray mix be buffered to a pH of 5.5-7.0.**

This concentrate is relatively non-toxic to honey bees. To avoid possible harm to honey bees, it is advisable to apply in the early morning or late evening hours.

Evergreen® Crop Protection EC 60-6 may be used on most crops because its active ingredients are exempt from tolerances when applied to growing crops. The crop-grouping scheme used on this label was devised by the Environmental Protection Agency to expedite minor use pesticide registration.

ROOT AND TUBER VEGETABLES: Arracacha, Arrowroot, Purple Arrowroot, Japanese Artichoke, Jerusalem Artichoke, Garden Beets, Sugar Beets, Edible Burdock, Edible Canna, Carrots, Cassava (bitter or sweet), Celeriac (celery root), Chayote, Chevil (turnip rooted), Chicory, Chufa, Dasheen, Ginger, Ginseng, Horseradish, Leren, Parsley (turnip rooted), Parsnip, Potato, Radish, Japanese Radish (Daikon), Rutabaga, Salsify, Black Salsify, Spanish Salsify, Skirret, Sweet Potato, Tanier, Turmeric, Turnip, Yam (true), Yam Bean.

LEAVES OF ROOT AND TUBER VEGETABLES: Garden Beet, Sugar Beet, Edible Burdock, Carrot, Cassava (bitter or sweet), Celeriac (celery root), Chervil (Turnip Rooted), Chicory, Dasheen (taro), Parsnip, Radish, Japanese Radish (Daikon), Rutabaga, Black Salsify, Sweet Potato, Tanier, Turnip, Yam (true).

BULB VEGETABLES: (Allium spp.): Garlic, Great-headed Garlic, Leek, Onion (dry bulb and green), Onion, Welch, Shallot.

LEAFY VEGETABLES: Amaranth (Leafy Amaranth, Chinese Spinach, Tampala), Arrugula, Cardoon, Celery, Chinese Celery, Celluce, Chervil, Cilantro, Corn Salad, Chrysanthemum (edible leaved), Chrysanthemum (garland), Cress (garden, water), Upland Cress (yellow rocket, winter cress), Dandelion, Dock (sorrel), Endive (escarole), Fennel (Florence), Lettuce (head and leafy), Orach, Parsley, Purslane (garden & winter), Radicchio, Rhubarb, Spinach, Vine Spinach (Malabar, Indian), Spinach (New Zealand), Swiss Chard.

BRASSICA (COLE) LEAFY VEGETABLES: Broccoli, Chinese Broccoli (Gai Lan), Broccoli raab (Rapini), Brussels Sprouts, Cabbage, Chinese Cabbage (Bok Choy), Chinese Cabbage (Napa), Chinese Mustard Cabbage (Gai Choy), Cauliflower, Cavalo broccolo, Collards, Kale, Kohlrabi, Mizuna, Mustard Greens, Mustard Spinach, Rape Greens.

LEGUME VEGETABLES (SUCCULENT OR DRIED): Adzuki Beans, Field Beans, Kidney Beans, Lima Beans, Moth Beans, Mung Beans, Navy Beans, Pinto Beans, Rice Beans, Runner Beans, Snap Beans, Tepary Beans, Urd Beans, Wax Beans, Asparagus Beans, Black-eyed Peas, Catjang, Chinese Longbeans, Cowpeas, Crowder Peas, Southern Peas, Yardlong Beans, Broad Beans (Fava Beans), Chick Peas (Garbanzo Beans), Guar, Jackbean (Sword Bean), Lablab Bean (Hyacinth Bean), Lentils, Peas (Edible Pod Pea, Garden Peas, Field Peas, Sugar Snap Peas, English Pea, Snow Pea), Pigeon Peas, Soybeans, Sweet Lupin Beans, White Lupin Beans, White Sweet Lupin, Sword Bean.

FOLIAGE OF LEGUME VEGETABLES: Plant parts of any legume vegetable included in the legume vegetable group that will be used as animal feed including any variety of Beans, Field Peas, Soybeans.

FRUITING VEGETABLES: Eggplant, Ground Cherry, Okra, Pepino, Pepper (Bell Pepper, Chili Peppers, Cooking Peppers, Pimentos, Sweet Peppers), Tomatillo, Tomato.

CUCURBIT VEGETABLES: Balsam Apple, Balsam Pear (Bitter Melon), Chayote, Chinese Waxgourd (Chinese preserving melon), Chinese Cucumber, Citron Melon, Cucumber, Gherkin, Edible Gourds, Muskmelons (including hybrids, Cantaloupe, Casaba, Crenshaw, Golden Pershaw Melon, Honeydew Melons, Honey Balls, Mango Melon, Muskmelon, Persian Melon, Pineapple Melon, Santa Claus Melon, Snake Melon), Pumpkin, Squash (summer & winter), Watermelon (including hybrids).

CITRUS FRUITS: Calamondin, Citrus Citron, Citrus Hybrids, Grapefruit, Kumquats, Lemons, Limes, Mandarin (Tangerine), Orange (sweet & sour), Pummelo, Satsuma Mandarin, (Citrus spp. Includes Chironja, Tangelos, Tangors).

POME FRUITS: Apple, Crabapple, Loquat, Mayhaw, Pear, Oriental Pear, Quince.

STONE FRUITS: Apricot, Cherry (sweet & sour), Nectarine, Peach, Plum, Prune, Chickasaw Plum, Damson Plum, Japanese Plum, Plumcot.

SMALL FRUITS AND BERRIES: Blackberry, Blueberry, Cranberry, Currant, Dewberry, Elderberry, Gooseberry, Grape, Huckleberry, Loganberry, Olallie Berry, Raspberry (black & red), Strawberry, Youngberry.

TREE NUTS: Almond, Beech Nut, Brazil Nut, Butternut, Cashew, Chestnut, Chinquapin, Filbert (hazelnut), Hickory nut, Macadamia Nut (Bush Nut), Pecan, Pistachio, Walnut, Black and English (Persian).

ORIENTAL VEGETABLES: Acerola, Atemoya, Balsam Pear (bitter melon), Carambola, Japanese Artichoke, Chinese Broccoli (Gai Lan), Chinese Cabbage (Bok Choy, Napa), Chinese Mustard Cabbage (Gai Choy), Dasheen, Ginger, Ginseng, Chinese Longbeans, Mung Beans, Citron Melon, Balsam Pear (Bitter Melon), Japanese Radish (Daikon), Chinese Spinach, Chinese Waxgourd, Cilantro, Citron Melon, Rambutan, Water Chestnuts.

SUBTROPICAL FRUITS: Avocado, Banana, Carob, Barbados Cherry, Cherimoya, Dates, Durian (Jackfruit), Feijoa, Figs, Guava, Kiwifruit, Lychee, Mango, Papaya, Passion Fruit, Paw Paw, Persimmon, Pineapple, Pomegranate

ADDITIONAL CROPS: Artichoke, Asparagus, Avocado, Coffee, Cotton, Hops, Jojoba, Mushroom, Okra, Peanuts, Pineapple, Safflowers, Sesame, Sugar Cane, Sunflowers, Tea.

CEREAL GRAINS: Barley, Buckwheat, Corn (sweet and field), Millet, Proso, Oats, Millet, Pearl, Popcorn, Rice, Rye, Sorghum (Milo), Teosine, Triticale, Wheat, Wild Rice.

FORAGE, FODDER AND STRAW OF CEREAL GRAINS: Barley; Buckwheat; Corn (sweet and field); Millet; Proso; Oats; Pearl; Popcorn; Rice; Rye; Sorghum (milo); Teosine; Triticale; Wheat; Wild Rice.

GRASSES FOR SEED, FORAGE, FODDER AND HAY: Any grass (Gramineal family, (green or cured), except sugarcane and those listed in the cereal grains group) that will be fed to or grazed by livestock, all pasture and range grasses and grasses grown for hay or silage, Bermuda Grass, Bluegrass, Bromegrass, Fescue.

NON-GRASS ANIMAL FEEDS: Alfalfa, Velvet Bean, Clover, Kudzu, Lespedeza, Lupin, Sainfoin, Trefoil, Crown Vetch, Milk Vetch.

HERBS AND SPICES: Allspice, Angelica, Anise (Anise seed), Annatto, Balm, Basil, Borage, Burnet, Camomile, Capers Buds, Caraway, Black Caraway, Cardamon, Cassia bark, Cassia buds, Catnip, Celery Seed, Chervil dried, Chives, Chinese Chive, Clary, Clove Buds, Coriander (cilantro or Chinese parsley leaf), Coriander (cilantro seed), Costmary, Cilantro, Cumin, Curry Leaf, Dill (dill weed), Dill (seed), Fennel (Italian and Sweet), Fenugreek, Grains of Paradise, Horehound, Hyssop, Juniper berry, Lavender, Lemongrass, Lovage (leaf & seed), Mace, Marigold, Sweet Marjoram, Wild Marjoram, Mustard (seed), Nasturtium, Nutmeg, Parsley, Oregano, Mint, Paprika, Parsley, Pennyroyal, Pepper (black & white), Poppy seed, Rosemary, Rue, Saffron, Sage, Savory, Summer and Winter Savory, Sweet Bay (Bay Leaf), Tansy, Tarragon, Thyme, Vanilla, Wintergreen, Woodruff, Wormwood.

ORNAMENTALS: African Violet, Ageratum, Aster, Azalea, Begonia, Cacti, Calceolaria, Calendula, Calla, Camellia, Carnation, Ceanothus, Cineraria, Chrysanthemum, Coleus, Cyclamen, Cypress, Daffodil, Dahlia, Delphinium, Dogwood, Fern, Ficus, Foliage Plants, Fuschia, Gardenia, Geranium, Gladiolus, Gloxinia, Gypsophila, Holly, Hyacinth, Hydrangea, Iris, Lilies, Maidenhair Fern, Marigold, Juniper, Narcissus, Palm, Pansy, Pelargonium, Peony, Petunia, Philodendron, Phlox, Pine, Pyracantha, Rhododendron, Roses, Rubber Plant, Snapdragon, Stock, Sweet Pea, Tulips, Viburnum, Wandering Jew, Yew, Zinnia and Andromeda, Arbovitae, Ash, Beech, Birch, Boxwood, Cotoneaster, Crabapple, Dogwood, Elm, Euonymus, Fir, Firethorn, Forsythia, Hawthorn, Hemlock, Hickory, Holly, Honey Locust, Horse Chestnut, Juniper, Larch, Laurel, Lilac, Linden, Mimosa (Silk Tree), Myrtle, Oak, Pine, Privet, Tulip Tree, Viburnum, Willow, Yew.

FOR THE KILL OF INSECTS: Such as Ants, Aphids, Apple Maggot, Armyworms, Artichoke Plume Moth, Asparagus Beetle, Beet Armyworm, Bagworm, Bean Beetles, Blister Beetles, Blow Flies, Biting Flies, Boll Weevil, Cabbage Looper, Cankerworms, Carrot Weevil, Caterpillars, Clover Mite, Clover Weevil, Cockroaches, 12-spotted Cucumber Beetle, Codling Moth, Colorado Potato Beetles, Corn Earworm, Crickets, Crane Flies, Cross-striped Cabbageworm, Cucumber Beetles, Deer Fly, Deer Tick, Earwigs, Diamondback Moth Larvae, Eastern Tent Caterpillar, Elm Leaf Beetle, European Corn Borer, European Pine Tip Moth, Face Fly, Fall Webworm, Fire Ants, Firebrats, Fireworms, Flea Beetles, Flies, Forest Tent Caterpillar, Fungus Gnats, Fruit Flies, Fruittree Leafroller, Grape Leafhopper, Grape Leaf Skeletonizer, Grasshoppers, Green Fruit Worm, Green Peach Aphids, Greenhouse Thrips, Gypsy Moth (adults & larvae), Harlequin Bug, Heliothis sp., Hornets, Horn Fly, Hornworm, Horse Fly, House Fly, Imported Cabbageworm, Indian Meal Moth, Imported Cabbageworm, Japanese Beetle, Katydid, Lace Bugs, Leafhopper, Leafrollers, Leaf-tiers, Lice, Loopers, Lygus, Mealy Bugs, Mediterranean Flour Moth, Mexican Bean Beetle, Midges, Millipedes, Mosquitoes, Mushroom Flies, Navel Orangeworm, Onion Maggot, Pear Psylla, Potato Leafhopper, Psyllids, Rice Weevil, Saw Toothed Grain Beetle, Silverfish, Skippers, Sowbugs, Stable Fly, Stink Bugs, Spiders, Tabanidae, Tarnished Plant Bug, Thrips, Tomato Hornworm, Vinegar Flies, Wasps, Webworms, Whiteflies and Yellow jackets.

USE ON GREENHOUSE FRUIT, VEGETABLE, FLOWER AND FOLIAGE PLANTS:

Used alone: Combine 12 to 24 fluid ounces (355 ml to 710 ml) of Evergreen® Crop Protection EC 60-6 with 100 gallons of water (378 L) for applications with conventional hydraulic sprayers or 1 to 2 teaspoons (5 to 10 ml) per gallon (3.78 L) of water for applications with compressed air sprayers.

USED IN COMBINATION WITH OTHER INSECTICIDES: To kill accessible, exposed stages of listed insects when used with a residual insecticide, tank-mix 1 to 4 fluid ounces (30 ml to 120 ml) of Evergreen® Crop Protection EC 60-6 with the proper amount of companion insecticide in 100 gallons (378 L) of water and apply with a conventional hydraulic sprayer.

Applications must be made in accordance with the more restrictive label limitations and precautions. No label application rates may be exceeded. This product cannot be mixed with any product with label prohibitions against such mixing.

PHYTOTOXICITY NOTE: Plant safety is an important consideration when using insecticides in a greenhouse. However, it is not possible to evaluate the phytotoxicity of Evergreen® Crop Protection EC 60-6 towards numerous plant varieties that may react differently to insecticides in different growth stages or under varying environmental conditions. Before making widespread applications of Evergreen® Crop Protection EC 60-6, treat a limited number of plants and observe for phytotoxicity over a 10 day period.

FOR USE OUTDOORS ON TREES, SHRUBS, FLOWERS AND FOLIAGE PLANTS:

Used alone: Combine 12 to 24 fluid ounces (355 ml to 710 ml) of Evergreen® Crop Protection EC 60-6 with 100 gallons (378 L) of water for applications with conventional hydraulic and air blast sprayers or 12 to 24 fluid ounces (355 ml to 710 ml) of Evergreen® Crop Protection EC 60-6 with 10 gallons (37.8L) of water for applications with low volume mist blowers or 1 to 2 teaspoons (5 to 10 ml) per gallon water (3.78 L) for applications with compressed air sprayers.

USED IN COMBINATION WITH OTHER INSECTICIDES: To kill accessible, exposed stages of listed insects when used with a residual insecticide, tank mix 1 to 4 fluid ounces (30 to 120 ml) of Evergreen® Crop Protection EC 60-6 with the proper amount of companion insecticide in 100 gallons (378 L) of water (10 gallons (37.8L) of water for low volume application with mist blowers) and apply with conventional hydraulic or air blast sprayers.

Applications must be made in accordance with the more restrictive label limitations and precautions. No label application rates may be exceeded. This product cannot be mixed with any product with label prohibitions against such mixing.

FOR KILL OF GYPSY MOTH CATERPILLARS AND ADULTS: Combine 8 to 12 fluid ounce (237 to 355 ml) of Evergreen® Crop Protection EC 60-6 with 100 gallons (378 L) of water for applications with conventional hydraulic sprayers or 8 to 12 fluid ounces (237 to 355 ml) of Evergreen® Crop Protection EC 60-6 with 10 gallons (37.8L) of water for applications with air blast sprayers. To

10
14

provide quick knockdown or gypsy moth caterpillars when used with a residual insecticide, tank-mix 1 to 4 fluid ounces (30 to 120 ml) of Evergreen® Crop Protection EC 60-6 with the proper amount of companion insecticide in 100 gallons of water (378L) (10 gallons (37.8L) of water for air blast sprayers) and apply with a conventional hydraulic sprayer.

Applications must be made in accordance with the more restrictive of label limitations and precautions. No label application rates may be exceeded. This product cannot be mixed with any product with label prohibitions against such mixing.

USE INDOORS ON TREES, SHRUBS, FLOWERS AND FOLIAGE PLANTS:

USED ALONE: Combine 12 to 24 fluid ounces (355 to 710 ml) of Evergreen® Crop Protection EC 60-6 with 100 gallons (378 L) of water for applications with conventional hydraulic sprayers or 1 to 2 teaspoons (5 to 15 ml) of Evergreen® Crop Protection EC 60-6 per gallon (3.78 L) of water for applications with compressed air sprayers.

USED IN COMBINATION WITH OTHER INSECTICIDES: To provide quick knockdown of insects when used with a residual insecticide, tank-mix 1 to 4 fluid ounces (30 ml to 120 ml) of Evergreen® Crop Protection EC 60-6 with the proper amount of companion insecticide in 100 gallons (378L) of water and apply with a conventional hydraulic sprayer. Applications must be made in accordance with the more restrictive of label limitations and precautions. No label application rates may be exceeded. This product cannot be mixed with any product with label prohibitions against such mixing.

USE WITH HYDROPONICALLY GROWN VEGETABLES

AS A WATER SYSTEM TREATMENT: To kill aquatic diptera larvae, apply Evergreen® Crop Protection EC 60-6 to the water at the rates outlined in the following table:

| <u>Pyrethrins Concentration</u> | <u>ml of Evergreen® EC 60-6</u> | <u>Gallons of Water</u> |
|-------------------------------------|-------------------------------------|-----------------------------|
| 0.1 ppm | 64.6 | 10,000 (3780L) |
| 0.01 ppm | 6.46 | 10,000 (3780L) |
| 0.001 ppm | 0.646 | 10,000 (3780L) |

FOR USE AROUND HOMES AND OTHER BUILDINGS: In grassy undeveloped areas use this concentrate at 1 part to 59 parts water to kill foraging fire ants. Also spray grassy areas around yard borders liberally to kill ticks that may carry Lyme Disease.


FOR USE ON HARVESTED FRUITS AND VEGETABLES: Including apples, blackberries, blueberries, boysenberries, cherries, crabapples, currants, dewberries, figs, gooseberries, grapes, guavas, loganberries, mangoes, muskmelons, oranges, peaches, pears, peas, pineapples, plums, raspberries, tomatoes.

DIRECT SPRAY TO FRUITS IN BASKETS, ON TRUCKS OR IN PROCESSING PLANTS: To kill *Drosophila* spp., Tephritid spp. fruit flies, Vinegar Flies and other nuisance pests dilute this concentrate at the rate of 1 part with 1,200 parts water (1 pint (0.47L) per 150 gallons (567L) or 1 teaspoon (5 ml) per 12.5 pints (5.87L) water). Thoroughly mix the emulsion in the spray tank and treat as follows:

- 1) Apply liberally to fruits and vegetables in baskets, on trucks and in plants. Use sprayers at a high pressure for applying at the rate of five or six pints of diluted spray to a 2-ton load of produce. Direct the spray for maximum coverage of the baskets or hampers. It is important to spray between and beneath the containers.
- 2) Spray the raw stock stacked in the yard.
- 3) Dip baskets in the diluted spray, after dumping the produce to kill adhering larvae and pupae.

FOR USE IN CANNERIES: The entire space inside of the cannery should be sprayed after washing and cleaning up and just before bringing produce into it, with this product diluted 1 part to 29 parts of water (1 quart (0.95 L) with 7.5 gallons (28.4 L) water) up to 1 part to 11 parts of water (1 quart (0.95 L) with 3 gallons water (11.3 L)). Use 1 gallon of the spray per 750 square feet (54 ml/m²), directing it on walls, ceiling, and floors paying special attention to forcing the spray into all cracks and crevices for the kill of ants, roaches, silverfish, crickets, spiders and cheese mites. This same dilution used as a space spray will give excellent kill of fruit flies, houseflies, hornets, grain moths, gnats, mosquitoes, and skipper flies. Use one ounce diluted spray per 1000 cubic feet (1.06 ml/m³) of space. Do not spray while the plant is in operation as dead flies may fall into containers or the products being processed.

AS A SPACE SPRAY IN FOOD AND NONFOOD AREAS OF FOOD PROCESSING PLANTS, INDUSTRIAL INSTALLATION, BAKERIES, RICE AND WHEAT MILLS, RESTAURANTS, TOBACCO WAREHOUSE, GRAIN ELEVATORS, HOMES, AND WAREHOUSES: To kill flying insects such as fruit flies, house flies, hornets, wasps, grain moths, gnats, mosquitoes and skipper flies, dilute this concentrate at the rate of 1 part with 29 parts water (1 quart (0.95 L) with 7.5 gallons (28.3 L) water) up to 1 part to 11 parts water (1 quart (0.95 L) with 3 gallons (11.3L) water). Use at the rate of 1/2 to 1 ounce of diluted spray per 1000 cubic feet (0.53 ml to 1.06 ml/m³) of space. Direct the space treatment upward and whenever practical, keep doors and windows closed for at least 10 minutes after application. The use of this product in food processing or food handling establishments should be confined to time periods when the plant is not in operation. Food should be removed or covered during treatments. All food processing surfaces should be covered during treatment or thoroughly cleaned before use.



11
14

Where oil residues are not undesirable, this product can be diluted at the rate of 1 part to 29 parts up to 1 part to 11 parts in deodorized base oil instead of water and applied as a space spray with any good type applicator such as mechanical or ULV fogger capable of producing particles of aerosol size.

CRAWLING AND FLYING INSECTS: For kill of accessible, exposed stages of CRAWLING INSECTS including Ants, Cockroaches, Cadelles, Cigarette Beetles, Confused Flour Beetles, Dark Mealworms, Dried Fruit Beetles, Drugstore Beetles, Grain Mites, Red Flour Beetles, Rice Weevils, Saw-toothed Grain Beetles, Spider Beetles, Yellow Mealworms and FLYING INSECTS including, but not limited to, Angoumois Grain Moths, Cheese Skippers, Fruit Flies, Fungus Gnats, Gnats, House Flies, Indian Meal Moths, Mosquitoes, Mediterranean Flour Moths, Small Flying Moths, Tobacco Moths, dilute 1 part of Evergreen® Crop Protection EC 60-6 with 11 parts of water or oil (10.67 ounces per gallon (83.5 ml/L) and apply at the rate of 1 ounce per 1,000 cubic feet (1.06 ml/m³) of space. Direct the spray towards the ceiling and upper corners of the area and behind obstructions. Vacate the treated area and keep the area closed for at least 30 minutes after treatment. Ventilate the area before reoccupying. Repeat treatment as necessary.

USE AS A SURFACE SPRAY IN HOMES, RESTAURANTS, FOOD PROCESSING PLANTS, INDUSTRIAL INSTALLATIONS AND WAREHOUSES: to kill accessible, exposed stages of crawling insects including, Ants, Cockroaches, Cadelles, Cigarette Beetles, Confused Flour Beetles, Dark Mealworms, Dried Fruit Beetles, Drugstore Beetles, Grain Mites, Red Flour Beetles, Rice Weevils, Saw-toothed Grain Beetles, Spider Beetles, Yellow Mealworms, dilute 1 part Evergreen® Crop Protection EC 60-6 with 59 parts water and apply at the rate of 1 gallon to 750 square feet (54ml/m²), paying special attention to force the spray into all cracks and crevices.

Except in Federally inspected meat and poultry plants, food processing operations may continue when this product is applied as a surface spray with care and in accordance with the directions and precautions given above.

To kill accessible, exposed stages of crawling insects including, ants, cockroaches, cadelles, cigarette beetles, confused flour beetles, dark mealworms, dried fruit beetles, drugstore beetles, grain mites, red flour beetles, rice weevils, saw-toothed grain beetles, spider beetles, yellow mealworms, dilute 1 part Evergreen® Crop Protection EC 60-6 with 19 parts of water and apply at the rate of 1 gallon to 750 square feet (54ml/m²), paying special attention to force the spray into all cracks and crevices.

FOR USE ON SWEET POTATOES IN STORAGE: For kill of Fruit Flies and Vinegar Flies dilute this concentrate at 1 part to 19 parts water (6.4 fluid ounces per gallon (51 ml/L)). Apply as a space fog with a mechanical fogger capable of producing particles of aerosol size at the rate of 1 gallon diluted spray per 100,000 cubic feet (1.34 ml/m²) of space. Apply only when flying insects are present. Several applications may be necessary during period of heavy infestation, but do not make more than 10 applications

FOR USE ON STORED PRODUCTS: This concentrate can be used at the rate of 1 part to 29 parts up to 1 part to 11 parts water or deodorized base oil can be used on rice, barley, beans, birdseed, buckwheat, cocoa beans, corn, cottonseed, flax, oats, grain, nuts, dried fruit, almond nutmeat and shells, walnut nutmeat and shells, pistachio, dried prunes, dried apricots, raisins, figs, wheat, rye, sorghum, tobacco and peanuts held in storage for kil of the accessible stages of Almond Moths, Angoumois Grain Moths, Cadelles Beetles, Cigarette Beetle, Confused Flour Beetles, Flat Grain Beetles, Granary Weevils, Indian Meal Moths, Red Flour Beetles, Rice Weevils, Rusty Grain Beetles, Saw-toothed Grain Beetles, Square Necked Grain Beetles, and Tobacco Moths.

SURFACE TREATMENT OF STORED GRAIN AND SEED: To kill Indian Meal Moths, Angoumois Grain Moths and Mediterranean Flour Moth, monthly inspections should be made after the grain is placed in storage. If the top two or three inches are infested, dilute 1 part Evergreen® Crop Protection EC 60-6 with 19 parts of water and apply at the rate of 1 to 2 gallons per 1,000 square feet (40ml to 80ml/m²) of grain. Rake the mixture into the grain to a depth of 4 inches (10.16 cm) .

FOR USE AS A GRAIN PROTECTANT: This concentrate when diluted with water and sprayed directly on grains will effectively protect the grain against grain storage insects for a full season or approximately 8 months. Dilute at the rate of 1 part to 29 parts water (1 quart (0.95L) with 7.5 gallons water (28.34 L)). Thoroughly mix the emulsion and apply at the rate of 4 to 5 gallons (15.12L to 18.9L) per 1000 bushels of grain as it is carried along a belt or as it enters the auger or elevator. This concentrate may be used in combination with a registered fumigant for use on heavily infested stored products

ON ALMONDS, PEANUTS AND WALNUTS IN BULK OR IN BAGS: To kill stored product insects such as, Almond Moths, Angoumois Grain Moths, Ants, Cadelles, Cigarette Beetles, Confused Flour Beetles, Drugstore Beetles, Flat Grain Beetles, Granary Weevils, Indian Meal Moths, Lesser Grain Borers, Maize Weevils, Mediterranean Flour Moths, Merchant Grain Beetles, Red Flour Beetles, Rice Weevils, Rusty Grain Beetles, Saw-toothed Grain Beetles and Square-necked Grain Beetles, dilute 1.5 ounces of Evergreen® Crop Protection EC 60-6 per gallon of water (11.7 ml/L) and apply as a coarse wet spray over the top of stored nuts or the outside surface of stacked bagged nuts at the rate of 4 gallons per 1,000 square feet (163 ml/m²). Apply at weekly intervals for about 6 weeks and then at 15-day intervals. The first two applications should be applied at the rate of 4 gallons per 1,000 square feet (163 ml/m²). and subsequent treatments should be applied at the rate of 2 gallons per 1,000 square feet (80 ml/m²).

FOR USE IN STORAGE SITES: This concentrate can be used to treat grain and seed in warehouse bins and trucks, cargo ships, mills, bin hoppers, elevators and conveying equipment as a clean-up prior to using them for storage. In mills and elevators, all infested accumulations of grain should be removed from the bin hoppers. All storage areas and conveying equipment should be thoroughly cleaned by sweeping out the waste grain, cobwebs and other debris from the walls and rafters as well as on the floor and door frames with special attention to material lodged in the cracks and crevices. All of the debris should be removed and buried to kill eggs and insects that might be present.

For farms, particular attention should be given to cleaning up around the used feed and grain bags, grain residues from wagons, harvesting equipment and feed troughs. Newly harvested grain should not be placed in the same bin with carry-over grain and all

12
14

carry-over grain stocks that are not treated with grain protectant should be fumigated. These cleaning operations should be done within two or three weeks before harvest.

After above sanitation measures have been employed, spray all areas prior to use for storage with 1 part to 29 parts water (1 quart (0.95 L) with 7.5 gallons (28.3 L) water) up to 1 part to 11 parts (1 quart (0.95 L) with 3 gallons (11.3L) water). Apply at the rate of one gallon per 750 square feet (54 ml/m²) on walls, floors, ceilings and partition boards of bins, paying particular attention to forcing the spray into all cracks and crevices.

Monthly inspections should be made. If the top 2 or 3 inches (5.08 cm to 7.62 cm) are found to be infested, re-treat applying at the rate of 1 to 2 gallons (3.78L to 7.56L) of diluted material per 1000 bushels of stored product.

FOR USE AS A LIVESTOCK AND POULTRY SPRAY:

- 1) To kill horn flies, houseflies, mosquitoes and gnats, dilute at the rate of 1 to 2 fluid ounces per gallon (8 ml to 16 ml/L) of water and apply to wet the hair thoroughly with particular attention to topline, underline, flanks, withers and other infested areas. Repeat treatment at intervals of 5 to 12 days for small insect populations or as needed when flies are emerging in large numbers.
- 2) To kill stable flies, horse flies, and deer flies, dilute at the rate of 2 to 3 fluid ounces per gallon (16 ml to 24 ml/L) of water and apply at a quart (0.95L) per adult animal to wet the hair thoroughly with particular attention to the legs, flanks, barrel, topline and other body areas commonly attacked by these flies. Repeat treatment each week as needed.
- 3) To kill face flies dilute at the rate of 2 fluid ounces per gallon (16ml/L) of water and apply using spray which produces large wetting droplets. Apply to the face of the animal in the morning before releasing to pasture. Apply sufficiently to wet the face but not more than 1-1/2 fluid ounces (44 ml) per animal. Repeat daily as needed.
- 4) For effective kill of biting and sucking lice on cattle, horses, sheep, goats and hogs, dilute at the rate of 1 quart (0.95 L) with 75 gallons of water (283.5 L) (1 fluid ounce with 2 gallons (4 ml/L)) and spray to thoroughly wet the hair of the animal including the head and brush of the tail. Repeat treatment in 10 days to kill newly hatched lice.
- 5) To kill poultry lice, using a dilution of 2 to 3 ounces of concentrate per gallon (16 to 24 ml/L) of water spray roosts, walls and nests or cages thoroughly. It is not necessary to remove poultry from the housing unit during treatment. This should be followed by spraying over the birds with a fine mist.
- 6) For kill of bedbugs and mites on poultry and in poultry houses, dilute at the rate of 2 to 3 fluid ounces per gallon (16ml to 24 ml/L) of water and spray crevices of roost poles, cracks in walls and cracks in nests where the bedbugs and mites hide, followed by spraying over the birds with a fine mist.
- 7) To kill sheep "tick" or ked, dilute at the rate of 1 to 2 fluid ounces per 4 gallons (2 ml to 4ml/L) of water and thoroughly wet all portions of the body by dipping or by spraying with sufficient pressure and with a nozzle adjustment to give penetration of the wool. Treat at a rate sufficient to wet the animal.
- 8) To kill fleas and ticks on livestock and pets, and to obtain protection against reinfestation, dilute at the rate of 2 fluid ounces per gallon (16 ml/L) of water and wet the animal by dipping or spraying. For best results against fleas and ticks on dogs and cats the kennels and/or animal quarters and bedding should be treated.

FOR USE IN BARN, DAIRIES, MILKING PARLORS, MILKING ROOMS AND POULTRY HOUSES: To kill flying insects including, but not limited to, Flies, Fruit Flies, Mosquitoes, Gnats, Wasps, Hornets and Small flying Moths, dilute at the rate of 2 fluid ounces per gallon (16 ml/L) of water. Apply as a fog or fine mist (at approximately 2 fluid ounces per 1000 cubic feet of space (2 ml/m³)), directing the nozzle for maximum coverage and above livestock and poultry toward the ceiling and upper corners of the area being treated. For best results, close doors and windows before spraying, and keep them closed for 10 to 15 minutes. Applicator should vacate the treated area and ventilate it prior to returning. Repeat application as necessary.

WIDE-AREA ADULT MOSQUITO CONTROL APPLICATION:

For use only by federal, state, tribal or local government officials responsible for public health or vector control or by persons certified in the appropriate category or otherwise authorized by the state or tribal lead pesticide regulatory agency to perform adult mosquito control applications, or by persons under their direct supervision.

HOW TO APPLY:

Before making the first application in a season, it is advisable to consult with the state or tribal agency with primary responsibility for pesticide regulation to determine if other regulatory requirements exist.

Evergreen® Crop Protection EC 60-6 may be used for mosquito control programs involving residential, industrial, recreational and agricultural areas as well as swamps, marshes, overgrown waste areas, roadsides and pastures where adult mosquitoes occur. Evergreen® Crop Protection EC 60-6 may be used over agricultural crops. For best results, apply when meteorological conditions create a temperature inversion and wind speed does not exceed 5 miles per hour. The application should be made so the wind will carry the insecticidal fog into the area being treated. Do not apply more than 0.2 lbs pyrethrin per acre/year (226.75 g/Ha/year) and 2 lbs piperonyl butoxide per acre/year (2267.5 g/Ha/year) in any treated area. More frequent treatments may be made to prevent or control a threat to public and/or animal health determined by a state, tribal, or local health or vector control agency on the basis of documented evidence of disease causing agents in vector mosquitoes or the occurrence of mosquito-borne diseases in animal or human populations, or if specifically approved by the state or tribe during a natural disaster recovery effort.

SPRAY DROPLET SIZE DETERMINATION:

Contact manufacturer of this product for spread factor of various diluting oils with this product.

Ground-Based Equipment: Spray equipment must be adjusted so that the volume median diameter (VMD) is 5 to 30 microns ($5 \mu\text{m} \leq D_v 0.5 \leq 30 \mu\text{m}$) and that 90% of the spray is contained in droplets smaller than 40 microns ($D_v 0.9 \leq 40 \mu\text{m}$). Directions from the equipment manufacturer or vendor, pesticide registrant or a test facility using a laser-based measurement instrument must be used to adjust equipment to produce acceptable droplet size spectra. Application equipment must be tested annually to confirm that pressure at the nozzle and nozzle flow rate(s) are properly calibrated.

When used in cold aerosol generators that produce a fog with the majority of droplets in the 5 – 30 micron range, Evergreen® Crop Protection EC 60-6 should be diluted with light mineral oil (specific gravity of approximately 0.8 at 60F (15.5 °C) ; boiling point: 500 – 840F (260 – 448.8 °C)). An N.F. grade oil is preferred.

Aerial Application: Spray equipment must be adjusted so that the volume mean diameter produced is less than 60 ($D_v 0.5 < 60 \mu\text{m}$) and that 90% of the spray is contained in droplets smaller than 100 microns ($D_v 0.9 < 100 \mu\text{m}$). The effects of flight speed and, for non-rotary nozzles, nozzle angle on the droplet size spectrum must be considered. Directions from the equipment manufacturer or vendor, pesticide registrant or a test facility using a wind tunnel and laser-based measurement instrument must be used to adjust equipment to produce acceptable droplet size spectra. Application equipment must be tested at least annually to confirm that pressure at the nozzle and nozzle flow rate(s) are properly calibrated. Apply using a nozzle height of no less than 100 feet (30.5 m) above ground or canopy in a fixed wing aircraft or a height of no less than 75 feet (22.9m) above the ground or canopy for a rotary wing aircraft.

GROUND APPLICATION: To kill adult mosquitoes and biting flies, apply up to 0.0025 pounds of pyrethrins and up to 0.025 pounds of piperonyl butoxide per acre (27.5 g of pyrethroids/Ha and up to 27.5 g of piperonyl butoxide/Ha) (use a 300 foot swath width for acreage calculations).

TRUCK-MOUNTED ULV APPLICATION: Dilute 5 parts of Evergreen® Crop Protection EC 60-6 with 1 part of oil and apply at the rate of 2 to 2.25 fluid ounces (59 ml to 66.5 ml) per minute while the machine is traveling 5 miles per hour (8 Km/hour) . The nozzle should be positioned approximately 30 degrees above the horizontal off the side of the truck bed. The delivery rate and truck speed may be varied as long as the application rate is 0.002 to 0.0025 pounds of pyrethrins (2.25 g to 2.83 g/Ha) and up to 0.025 pounds of piperonyl butoxide per acre (28.3 g/Ha) (use a 300 foot swath width for acreage calculations).

BACKPACK SPRAYER APPLICATION: Apply 0.002 to 0.0025 pounds (2.25 g to 2.83 g/Ha) and 0.025 pounds of piperonyl butoxide of pyrethrins (28.3 g/Ha) per acre. Dilute 1 part Evergreen® Crop Protection EC 60-6 with 12 parts of oil and apply at the rate of 7 ounces per acre (495g/Ha) (based on a 50 foot swath, 7 ounces (198 g) should be applied while walking 870 feet (265 m)).

AERIAL APPLICATION (FIXED WING AND HELICOPTER): To kill adult mosquitoes and biting flies, apply up to 0.0025 pounds of pyrethrins (2.83 g/Ha) and up to 0.025 pounds of piperonyl butoxide per acre (28.3 g/Ha) with equipment designed and operated to produce a ULV spray application.

STORAGE AND DISPOSAL

Do not contaminate water, food, or feed by storage or disposal.

PESTICIDE STORAGE: Store in a cool, dry area . Always store pesticides in the original container. Store away from food and pet food. .

PESTICIDE DISPOSAL:

To avoid wastes, use all material in this container by application according to label directions. If wastes cannot be avoided, offer remaining product to a waste disposal facility or pesticide disposal program (often such programs are run by state or local governments or by industry.)

CONTAINER HANDLING:

Nonrefillable container. Do not reuse or refill this container. Triple rinse container (or equivalent) promptly after emptying. Then offer for recycling if available, or puncture and dispose of in a sanitary landfill.

Triple Rinse as follows [for containers of 5 Gallons (18.9 L) or less]: Empty the remaining contents into application equipment or a mix tank and drain for 10 seconds after the flow begins to drip. Fill the container ¼ full with water and recap. Shake for 10 seconds. Pour rinsate into application equipment or a mix tank or store rinsate for later use or disposal. Drain for 10 seconds after the flow begins to drip. Repeat this procedure two more times. Offer for recycling if available, reconditioning if appropriate, or puncture and dispose of in a sanitary landfill, or by other procedures approved by state and local authorities.

Triple Rinse as follows [for containers greater than 5 Gallons (18.9 L)]: Empty the remaining contents into application equipment or a mix tank. Fill the container ¼ full with water. Replace and tighten closures. Tip container on its side and roll it back and forth, ensuring at least one complete revolution, for 30 seconds. Stand the container on its end and tip it back and forth several times. Turn the container over onto its other end and tip back and forth several times. Empty the rinsate into application equipment or a mix tank or store rinsate for later use or disposal. Repeat this procedure two more times. Offer for recycling if available, reconditioning if appropriate, or puncture and dispose of in a sanitary landfill, or by other procedures approved by state and local authorities.

14
14

CONTAINER HANDLING (for Refillable Containers):

Refillable container. Refill this container with pesticide only. Do not reuse this container for any other purpose.

Cleaning the container before final disposal is the responsibility of the person disposing of the container. Cleaning before refilling is the responsibility of the refiller.

To clean the container before final disposal, empty the remaining contents from this container into application equipment or a mix tank. Fill the container about 10% full with water. Agitate vigorously or recirculate water with the pump for 2 hours. Pour or pump rinsate into application equipment or rinsate collection system. Repeat this rinsing procedure two more times. Offer for recycling if available or reconditioning if appropriate, or puncture and dispose of in a sanitary landfill, or by other procedures approved by state and local authorities.



NSF Listed. NSF No. [137613]

